

*CENTRAL
PARK*
CITY WALK

REIMAGINE THE URBAN JUNGLE

LAUREL





REIMAGINE THE URBAN JUNGLE

Big city living is by definition a fast-paced lifestyle set amongst high rises and bright lights. It is almost a blessing when you get to take refuge in a green space, away from the concrete surroundings. But what if we could blur the lines between urban and nature? Central Park at City Walk brings both of these worlds together. Premium homes and lush green landscapes set in the heart of Dubai create a true park lifestyle community that will make you reimagine what the urban jungle is.





MERAAS

Meraas has illustrated its position as a leading master developer by creating and consistently delivering residential developments that strengthen Dubai's position as a global real estate investment destination of choice. Meraas has built a powerful legacy of developing creative spaces and establishing recognisable landmarks, leading to enriching lifestyle experiences for its residents.



Its cutting-edge portfolio comprises of leading developments across waterfront, urban, and suburban locations in Dubai, such as City Walk Residences, Bluewaters Residences, Nikki Beach Residences, BVLGARI Residences and Port de La Mer, to name but a few. Meraas is synonymous with sophistication and innovation and offers best in class residential developments that appeal to a discerning, global customer.

CITY WALK

City Walk is a creative lifestyle space to live, work and play in the heart of Dubai. Conceptualised by world-renowned designers, this high-end destination includes international retail offerings, upscale gourmet restaurants, world-class residences, and luxurious hotels, combining Dubai's love of out-of-the-box thinking with contemporary convenience. Built around movement, sharing, and community, the modern urban mix and easy connectivity make it one of the most prominent and recognisable neighbourhoods in Dubai.





CONNECTIVITY

Connected to well-established road networks and highways, while being ideally located between Al Wasl Road and Sheikh Zayed Road, Central Park at City Walk is ideally placed for quick and convenient access to major landmarks in Dubai.

1

MINUTE FROM
CITY WALK MALL

5

MINUTES FROM
COCA-COLA ARENA

10

MINUTES TO
JUMEIRAH BEACH

15

MINUTES TO
BURJ AL ARAB

15

MINUTES TO
DUBAI INT. AIRPORT

15

MINUTES TO
LA MER BEACH

20

MINUTES TO
THE PALM JUMEIRAH

20

MINUTES TO
DUBAI MARINA

50

MINUTES TO
AL MAKTUUM INT. AIRPORT



CENTRAL PARK AT CITY WALK

Imagine waking up in the heart of the city but opening your curtains and seeing nothing but lush greenery, with a backdrop of the magnificent Dubai skyline. Imagine stepping outside and being able to take part in countless activities all within your own private park. Imagine all of this being surrounded by some of the city's finest restaurants, world-class hotels, massive shopping centres and amazing leisure and entertainment outlets. You don't have to imagine anymore — live re-energised by nature in Central Park at City Walk.





AMENITIES

Central Park at City Walk features such a wide range of facilities and amenities that they cannot all be found in any community in the city. There is something for all age groups to enjoy.



Pools and water play areas | Kids play area | Running track | Dog park | Multi-use games and sports lawns | Tennis and squash courts | Half-court basketball | Skateable landscape | Games tables | Outdoor gym and fitness station | Spa and sauna
Yoga and meditation areas | Dining outlets and retail stores | Function rooms | Nursery | Events area
Picnic pavilions | Outdoor barbeque areas

LAUREL

Laurel offers a stunning view of the evergreen Central Park. Along with the view, the signature design elements that Central Park has become to be known for are prevalent, fusing modern architectural design with the lush surroundings. Laurel comprises of 1, 2, 3 and 4-bedroom apartments as well as 2 exclusive penthouses.



*STATE-OF-THE-ART
FITNESS CENTRE*



*TO KEEP HEALTHY AND
IN GOOD SHAPE*





*EXPANSIVE LAWNS WITH
FUN ACTIVITIES*



*FOR THE ENTIRE FAMILY
TO ENJOY*

*EVERYTHING
YOU NEED*



*JUST AROUND
THE CORNER*



MASTER PLAN

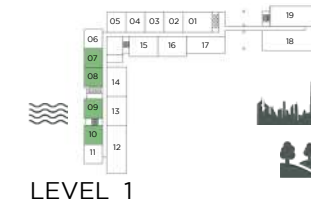
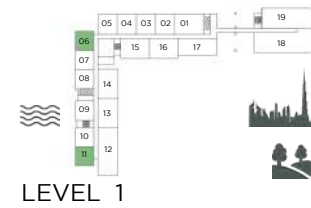


LAUREL
FLOOR PLANS

1 BEDROOM APARTMENT TYPE A.1



1 BEDROOM APARTMENT TYPE A.2, A.3, A.4



UNIT NO.	SUITE AREA		BALCONY AREA		TOTAL AREA	
	SQM	SQFT	SQM	SQFT	SQM	SQFT
106	63.02	678.34	15.85	170.61	78.87	848.95
111	63.08	678.99	58.08	625.17	121.16	1,304.16

UNITS DENOTED AS "M" ARE MIRRORED IN REALITY FROM WHAT IS SHOWN ON THE PLAN

UNIT NO.	SUITE AREA		BALCONY AREA		TOTAL AREA	
	SQM	SQFT	SQM	SQFT	SQM	SQFT
107	63.84	687.17	15.89	171.04	79.73	858.21
108	63.84	687.17	15.91	171.25	79.75	858.42
109	64.04	689.32	15.93	171.47	79.97	860.79
110	63.84	687.17	15.90	171.15	79.74	858.31

UNITS DENOTED AS "M" ARE MIRRORED IN REALITY FROM WHAT IS SHOWN ON THE PLAN

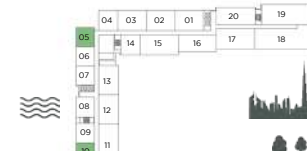
1 BEDROOM APARTMENT TYPE A.5



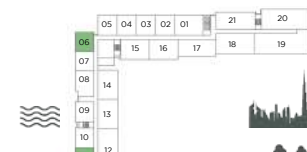
LEVEL 11



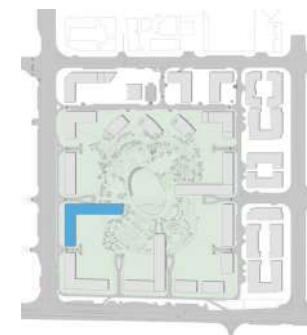
LEVEL 9-10



LEVEL 7-8



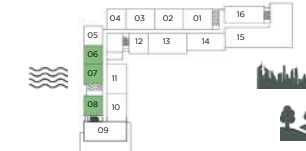
LEVEL 2-6



UNIT NO.	SUITE AREA		BALCONY AREA		TOTAL AREA	
	SQM	SQFT	SQM	SQFT	SQM	SQFT
206 905 1005	63.02	678.34	6.00	64.58	69.02	742.93
1105	63.02	678.34	5.90	63.51	68.92	741.85
306 406 506	63.08	678.99	6.00	64.58	69.08	743.57
606	63.08	678.99	5.90	63.51	68.98	742.49
211 910 1010	63.02	678.34	5.91	63.61	68.93	741.96
311 411 511	63.08	678.99	5.91	63.61	68.99	742.60
611	63.08	678.99	5.91	63.61	68.93	741.96
705 805	63.02	678.34	5.91	63.61	68.93	741.96
710 810	63.08	678.99	5.91	63.61	68.99	742.60

UNITS DENOTED AS "M" ARE MIRRORED IN REALITY FROM WHAT IS SHOWN ON THE PLAN

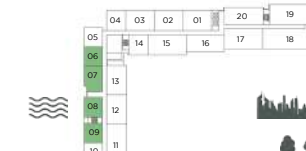
1 BEDROOM APARTMENT TYPE A.6, A.7, A.8



LEVEL 11



LEVEL 9-10



LEVEL 7-8



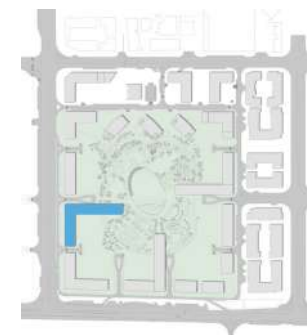
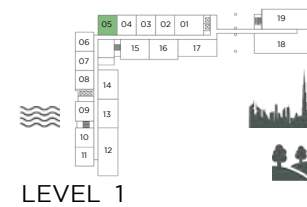
LEVEL 2-6



UNIT NO.	SUITE AREA		BALCONY AREA		TOTAL AREA	
	SQM	SQFT	SQM	SQFT	SQM	SQFT
208 210 308	63.84	687.17	6.09	65.55	69.93	752.72
310 408 410						
508 510 608						
610 707 709						
807 809 907						
909 1007 1009						
1107 207 307						
407 507 607						
706 806 906						
1006 1106						
209 309 409	64.04	689.32	6.09	65.55	70.13	754.87
509 609 708						
808 908 1008						
1108						

UNITS DENOTED AS "M" ARE MIRRORED IN REALITY FROM WHAT IS SHOWN ON THE PLAN

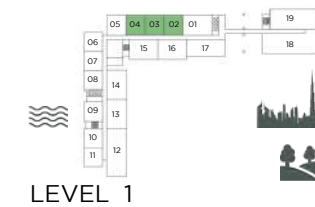
1 BEDROOM APARTMENT TYPE B.1



UNIT NO.	SUITE AREA		BALCONY AREA		TOTAL AREA	
	SQM	SQFT	SQM	SQFT	SQM	SQFT
105	68.82	740.77	15.85	170.61	84.67	911.38

UNITS DENOTED AS "M" ARE MIRRORED IN REALITY FROM WHAT IS SHOWN ON THE PLAN

1 BEDROOM APARTMENT TYPE B.2, B.3



UNIT NO.	SUITE AREA		BALCONY AREA		TOTAL AREA	
	SQM	SQFT	SQM	SQFT	SQM	SQFT
103 104 102	69.51	748.20	15.89	171.04	85.40	919.24

UNITS DENOTED AS "M" ARE MIRRORED IN REALITY FROM WHAT IS SHOWN ON THE PLAN

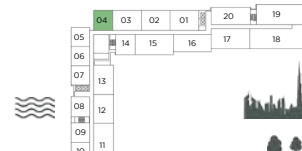
1 BEDROOM APARTMENT TYPE B.4



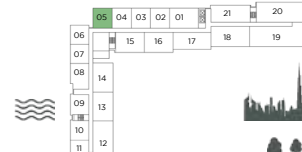
LEVEL 11



LEVEL 9-10



LEVEL 7-8



LEVEL 2-6



UNIT NO.	SUITE AREA		BALCONY AREA		TOTAL AREA	
	SQM	SQFT	SQM	SQFT	SQM	SQFT
205	68.81	740.66	5.90	63.51	74.71	804.17
305 405 505	68.82	740.77	5.90	63.51	74.72	804.28
605	68.81	740.66	5.91	63.61	74.72	804.28
704 804	68.81	740.66	6.00	64.58	74.81	805.25


UNITS DENOTED AS "M" ARE MIRRORED IN REALITY FROM WHAT IS SHOWN ON THE PLAN



1 BEDROOM APARTMENT TYPE B.5, B.6, B.7



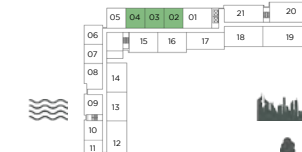
LEVEL 11



LEVEL 9-10



LEVEL 7-8



LEVEL 2-6

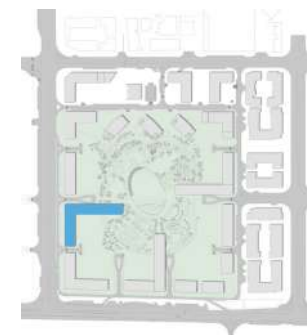
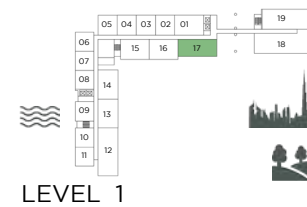


UNIT NO.	SUITE AREA		BALCONY AREA		TOTAL AREA	
	SQM	SQFT	SQM	SQFT	SQM	SQFT
203 204 303	69.51	748.20	6.09	65.55	75.60	813.75
304 403 404						
503 504 603						
604 202 302						
402 502 602						
714 814 914						
1014 1112						

UNITS DENOTED AS "M" ARE MIRRORED IN REALITY FROM WHAT IS SHOWN ON THE PLAN



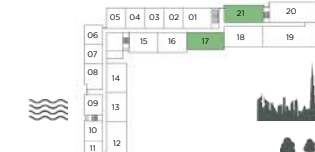
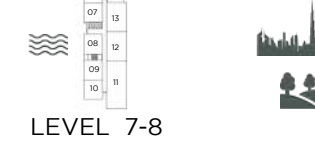

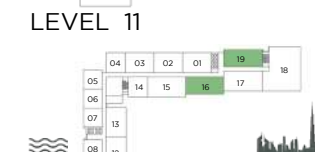
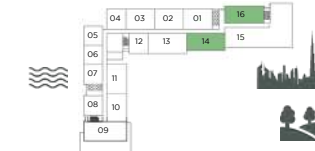
2 BEDROOM APARTMENT TYPE A.1



UNIT NO.	SUITE AREA		BALCONY AREA		TOTAL AREA	
	SQM	SQFT	SQM	SQFT	SQM	SQFT
117	119.84	1,289.95	54.18	583.19	174.02	1,873.14

UNITS DENOTED AS "M" ARE MIRRORED IN REALITY FROM WHAT IS SHOWN ON THE PLAN

2 BEDROOM APARTMENT TYPE A.2, A.3



UNIT NO.	SUITE AREA		BALCONY AREA		TOTAL AREA			
	SQM	SQFT	SQM	SQFT	SQM	SQFT		
217	317	417	119.84	1,289.95	12.00	129.17	131.84	1,419.11
517	617		119.83	1,289.84	12.00	129.17	131.83	1,419.01
716	816	1114	119.89	1,290.49	12.00	129.17	131.89	1,419.65
916			120.31	1,295.01	11.74	126.37	132.05	1,421.37
1016			120.70	1,299.20	12.00	129.17	132.70	1,428.37
221	321	421						
521	621	720						
820								
919	1018	1116	120.83	1,300.60	12.00	129.17	132.83	1,429.77

UNITS DENOTED AS "M" ARE MIRRORED IN REALITY FROM WHAT IS SHOWN ON THE PLAN

2 BEDROOM APARTMENT TYPE B.1



UNIT NO.	SUITE AREA		BALCONY AREA		TOTAL AREA	
	SQM	SQFT	SQM	SQFT	SQM	SQFT
101	106.53	1,146.68	17.84	192.03	124.37	1,338.71

UNITS DENOTED AS "M" ARE MIRRORED IN REALITY FROM WHAT IS SHOWN ON THE PLAN

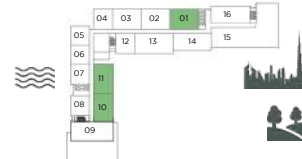
2 BEDROOM APARTMENT TYPE B.2, B.3



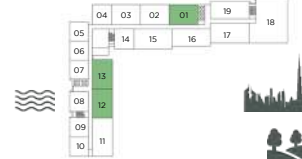
UNIT NO.	SUITE AREA		BALCONY AREA		TOTAL AREA	
	SQM	SQFT	SQM	SQFT	SQM	SQFT
114	106.01	1,141.08	39.64	426.68	145.65	1,567.76
113	105.01	1,130.32	38.88	418.50	143.89	1,548.82

UNITS DENOTED AS "M" ARE MIRRORED IN REALITY FROM WHAT IS SHOWN ON THE PLAN

2 BEDROOM APARTMENT TYPE B.4, B.5, B.6



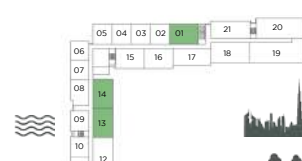
LEVEL 11



LEVEL 9-10



LEVEL 7-8



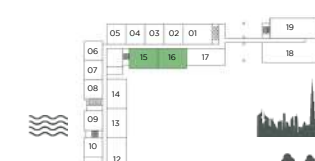
LEVEL 2-6



UNIT NO.	SUITE AREA		BALCONY AREA		TOTAL AREA	
	SQM	SQFT	SQM	SQFT	SQM	SQFT
201 701 801	106.53	1,146.68	6.09	65.55	112.62	1,212.23
901 1001 1101	106.50	1,146.36	6.09	65.55	112.59	1,211.91
301 401 501	106.02	1,141.19	6.09	65.55	112.11	1,206.74
601	106.01	1,141.08	6.09	65.55	112.10	1,206.63
214	105.02	1,130.43	6.09	65.55	111.11	1,195.98
314 414 514	105.01	1,130.32	6.09	65.55	111.10	1,195.87
614 713 813						
913 1013 1111						
213 313 413						
513 613						
712 812 912						
1012 1110						

UNITS DENOTED AS "M" ARE MIRRORED IN REALITY FROM WHAT IS SHOWN ON THE PLAN

2 BEDROOM APARTMENT TYPE C.1, C.2



LEVEL 1



UNIT NO.	SUITE AREA		BALCONY AREA		TOTAL AREA	
	SQM	SQFT	SQM	SQFT	SQM	SQFT
116	104.54	1,125.26	40.05	431.09	144.59	1,556.35
115	104.73	1,127.30	40.26	433.36	144.99	1,560.66

UNITS DENOTED AS "M" ARE MIRRORED IN REALITY FROM WHAT IS SHOWN ON THE PLAN

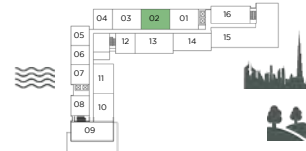


DISCLAIMER: PLANS, DETAILS AND UNIT ORIENTATION INCLUDED ARE INDICATIVE ONLY AND ARE SUBJECT TO CHANGE BY THE DEVELOPER/SELLER AT ITS SOLE DISCRETION WITHOUT NOTICE AND/OR LIABILITY. ALL IMAGES, INCLUDING FEATURES, FINISHES, FURNISHINGS, VIEW AND SCALE ARE ILLUSTRATIVE ONLY. FINAL AREAS, ORIENTATION, DIMENSIONS, LAYOUT AND MATERIALS MAY DIFFER FROM THOSE STATED.

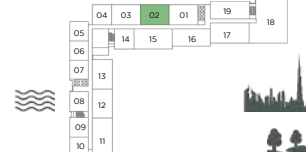


DISCLAIMER: PLANS, DETAILS AND UNIT ORIENTATION INCLUDED ARE INDICATIVE ONLY AND ARE SUBJECT TO CHANGE BY THE DEVELOPER/SELLER AT ITS SOLE DISCRETION WITHOUT NOTICE AND/OR LIABILITY. ALL IMAGES, INCLUDING FEATURES, FINISHES, FURNISHINGS, VIEW AND SCALE ARE ILLUSTRATIVE ONLY. FINAL AREAS, ORIENTATION, DIMENSIONS, LAYOUT AND MATERIALS MAY DIFFER FROM THOSE STATED.

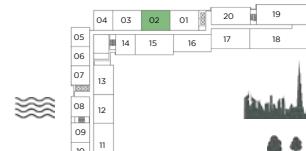
2 BEDROOM APARTMENT TYPE C.3



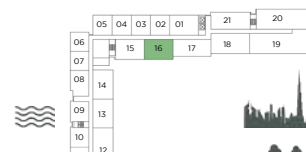
LEVEL 11



LEVEL 9-10



LEVEL 7-8



LEVEL 2-6

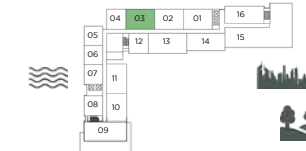


UNIT NO.	SUITE AREA		BALCONY AREA		TOTAL AREA	
	SQM	SQFT	SQM	SQFT	SQM	SQFT
216 316 416	104.54	1,125.26	6.09	65.55	110.63	1,190.81
516 616	104.73	1,127.30	6.09	65.55	110.82	1,192.86

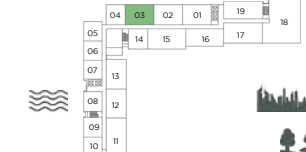
UNITS DENOTED AS "M" ARE MIRRORED IN REALITY FROM WHAT IS SHOWN ON THE PLAN



2 BEDROOM APARTMENT TYPE C.4, C.5



LEVEL 11



LEVEL 9-10



LEVEL 7-8



LEVEL 2-6

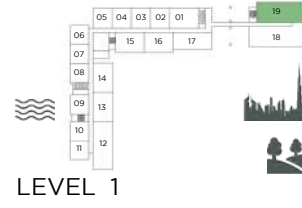
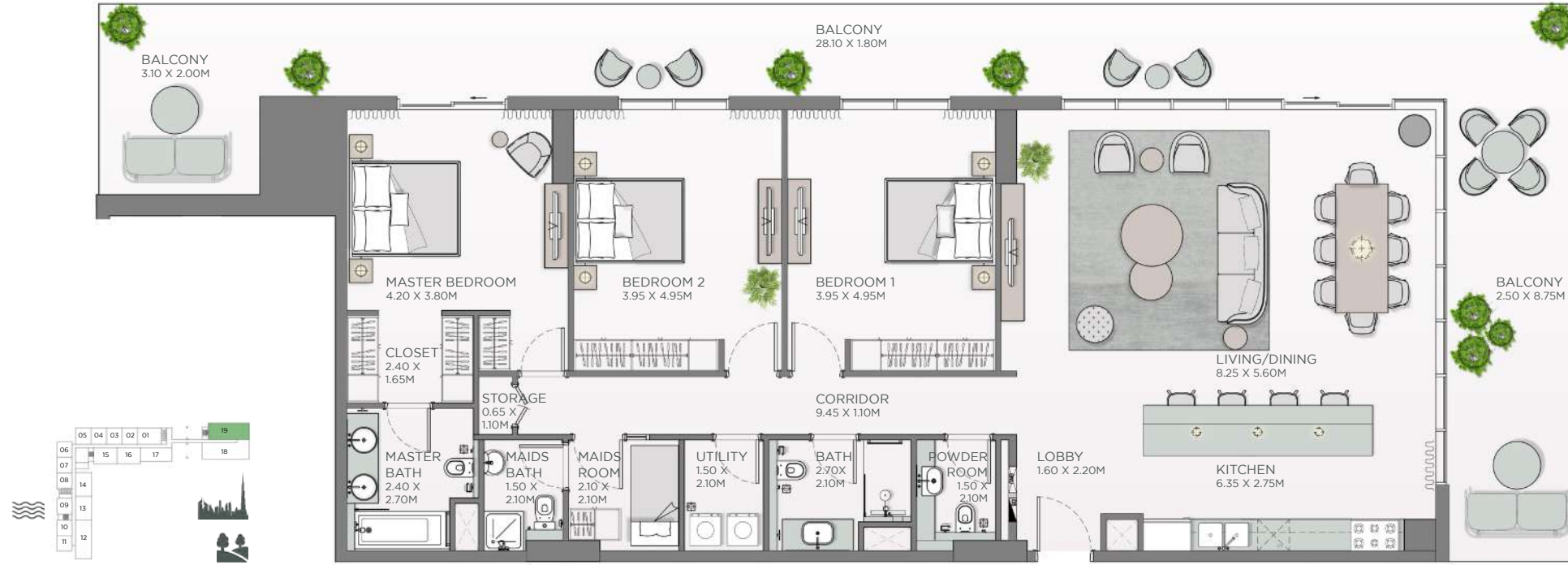


UNIT NO.	SUITE AREA		BALCONY AREA		TOTAL AREA	
	SQM	SQFT	SQM	SQFT	SQM	SQFT
215 315 415	104.60	1,125.91	12.03	129.49	116.63	1,255.39
515 615	104.64	1,126.34	12.19	131.21	116.83	1,257.55

UNITS DENOTED AS "M" ARE MIRRORED IN REALITY FROM WHAT IS SHOWN ON THE PLAN



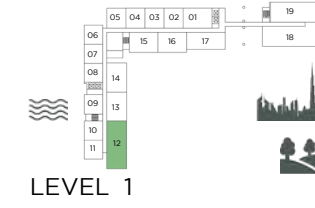
3 BEDROOM APARTMENT TYPE A.1



UNIT NO.	SUITE AREA		BALCONY AREA		TOTAL AREA	
	SQM	SQFT	SQM	SQFT	SQM	SQFT
119	177.82	1,914.04	81.35	875.64	259.17	2,789.68

UNITS DENOTED AS "M" ARE MIRRORED IN REALITY FROM WHAT IS SHOWN ON THE PLAN

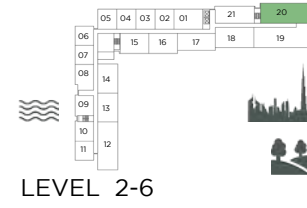
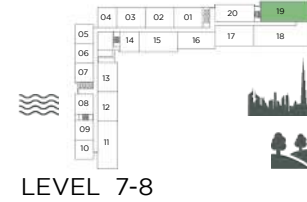
3 BEDROOM APARTMENT TYPE A.2



UNIT NO.	SUITE AREA		BALCONY AREA		TOTAL AREA	
	SQM	SQFT	SQM	SQFT	SQM	SQFT
112	177.10	1,906.29	106.12	1,142.27	283.22	3,048.55

UNITS DENOTED AS "M" ARE MIRRORED IN REALITY FROM WHAT IS SHOWN ON THE PLAN

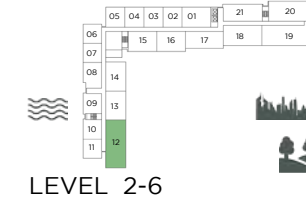
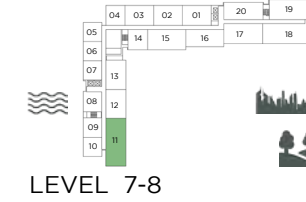
3 BEDROOM APARTMENT TYPE A.3



UNIT NO.	SUITE AREA		BALCONY AREA		TOTAL AREA	
	SQM	SQFT	SQM	SQFT	SQM	SQFT
220	177.82	1,914.04	35.19	378.78	213.01	2,292.82
320 420 520	177.82	1,914.04	35.22	379.10	213.04	2,293.14
620 719 819						

UNITS DENOTED AS "M" ARE MIRRORED IN REALITY FROM WHAT IS SHOWN ON THE PLAN

3 BEDROOM APARTMENT TYPE A.4



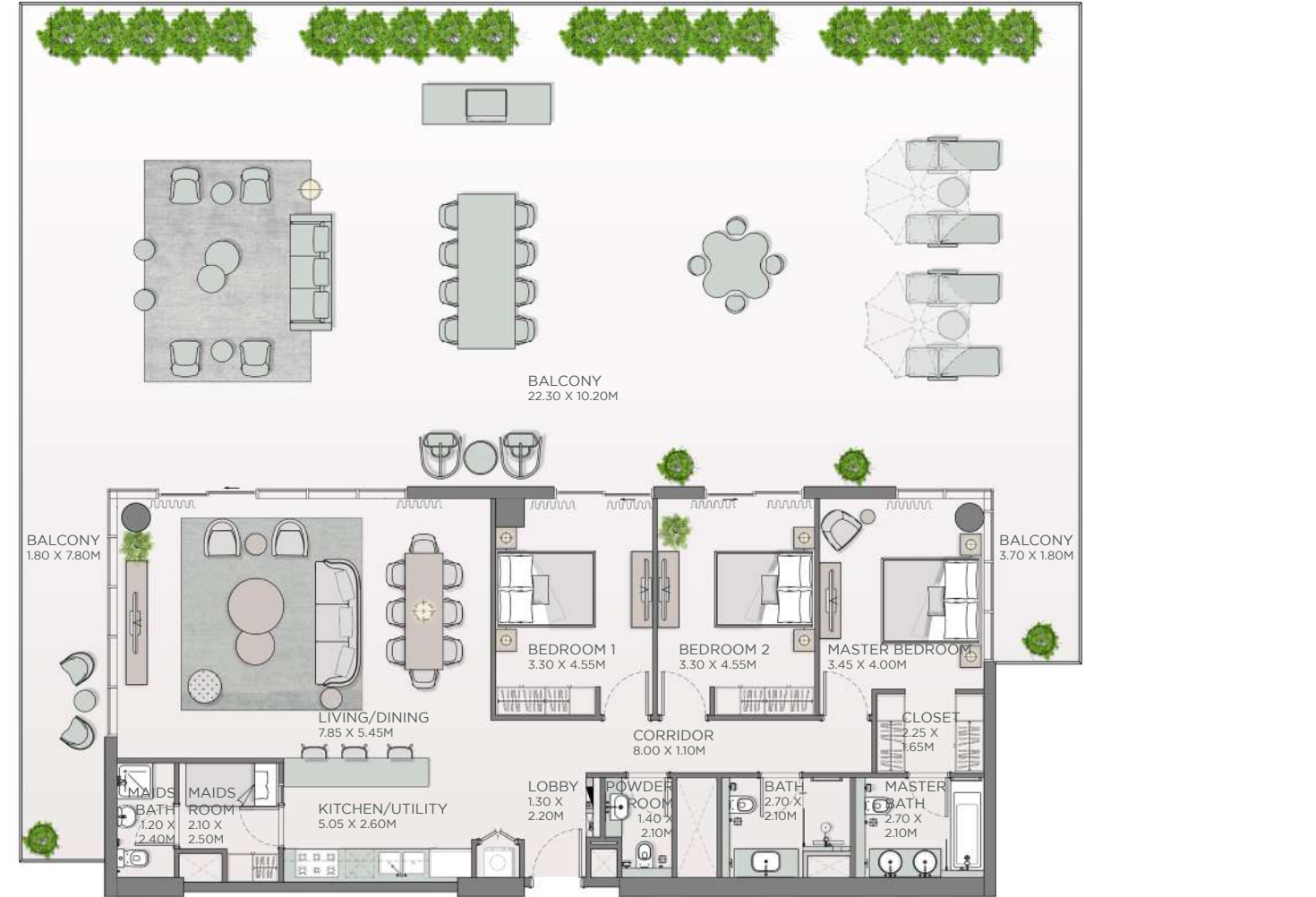
UNIT NO.	SUITE AREA		BALCONY AREA		TOTAL AREA	
	SQM	SQFT	SQM	SQFT	SQM	SQFT
212	177.10	1,906.29	46.90	504.83	224.00	2,411.12
312 412 512	177.10	1,906.29	32.39	348.64	209.49	2,254.93
612 711 811	177.10	1,906.29	32.40	348.75	209.50	2,255.04

UNITS DENOTED AS "M" ARE MIRRORED IN REALITY FROM WHAT IS SHOWN ON THE PLAN

3 BEDROOM APARTMENT TYPE B.1

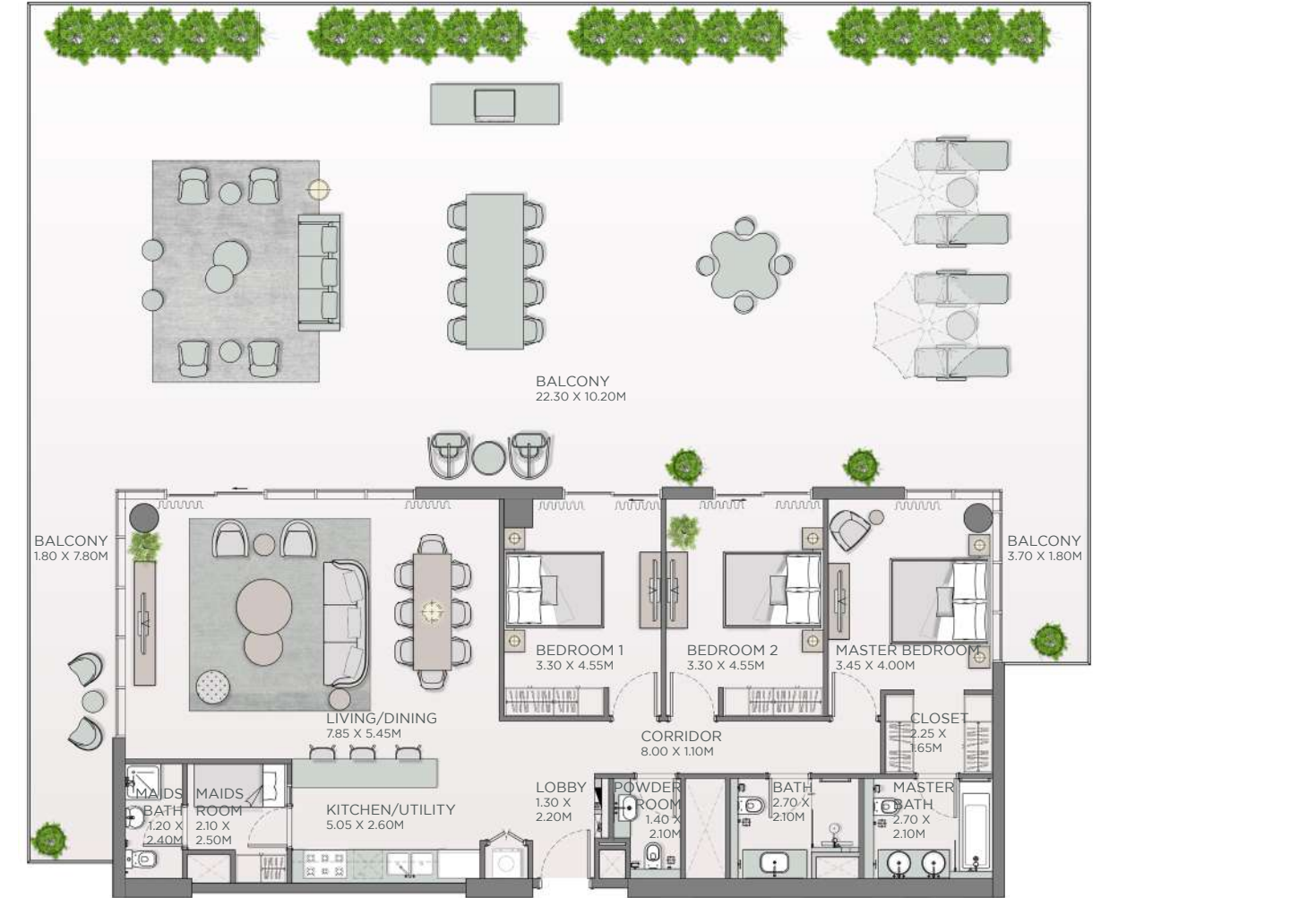
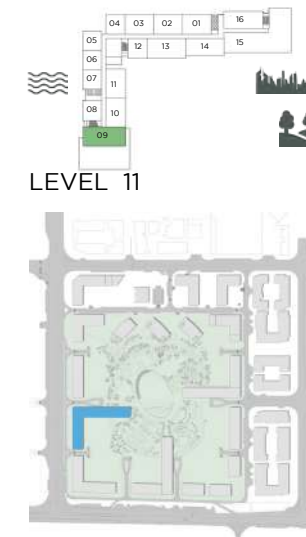


3 BEDROOM APARTMENT TYPE B.1



UNIT NO.	SUITE AREA		BALCONY AREA		TOTAL AREA	
	SQM	SQFT	SQM	SQFT	SQM	SQFT
1109	148.61	1,599.62	249.13	2,681.61	397.74	4,281.24

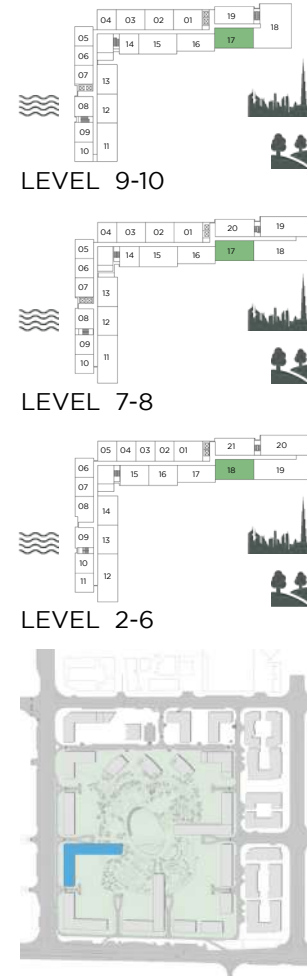
UNITS DENOTED AS "M" ARE MIRRORED IN REALITY FROM WHAT IS SHOWN ON THE PLAN



UNIT NO.	SUITE AREA		BALCONY AREA		TOTAL AREA	
	SQM	SQFT	SQM	SQFT	SQM	SQFT
1109	148.61	1,599.62	249.13	2,681.61	397.74	4,281.24

UNITS DENOTED AS "M" ARE MIRRORED IN REALITY FROM WHAT IS SHOWN ON THE PLAN

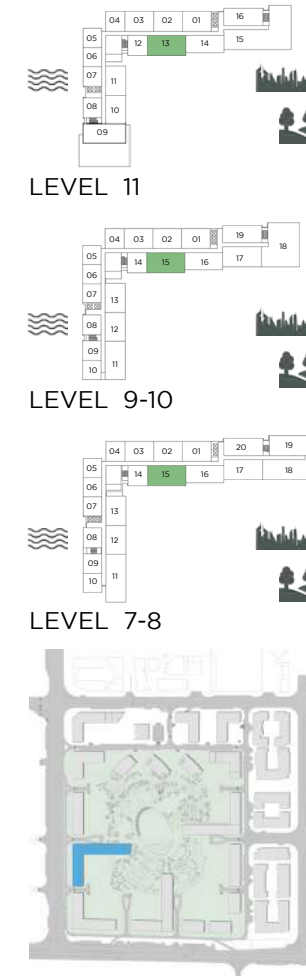
3 BEDROOM APARTMENT TYPE C.1



UNIT NO.	SUITE AREA		BALCONY AREA		TOTAL AREA	
	SQM	SQFT	SQM	SQFT	SQM	SQFT
218 318 418	141.63	1,524.49	12.13	130.57	153.76	1,655.06
518 618 717						
817 917 1017						

UNITS DENOTED AS "M" ARE MIRRORED IN REALITY FROM WHAT IS SHOWN ON THE PLAN

3 BEDROOM APARTMENT TYPE D.1



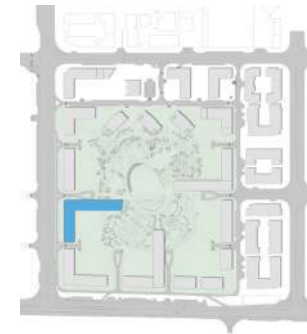
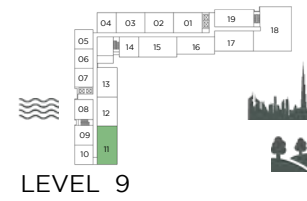
UNIT NO.	SUITE AREA		BALCONY AREA		TOTAL AREA	
	SQM	SQFT	SQM	SQFT	SQM	SQFT
715 815 1015	139.59	1,502.53	12.04	129.60	151.63	1,632.13
1113						
915	139.49	1,501.46	12.04	129.60	151.53	1,631.06

UNITS DENOTED AS "M" ARE MIRRORED IN REALITY FROM WHAT IS SHOWN ON THE PLAN

3 BEDROOM APARTMENT TYPE E.1

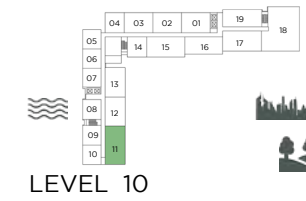


3 BEDROOM APARTMENT TYPE E.2



UNIT NO.	SUITE AREA		BALCONY AREA		TOTAL AREA	
	SQM	SQFT	SQM	SQFT	SQM	SQFT
911	140.94	1,517.07	83.60	899.86	224.54	2,416.93

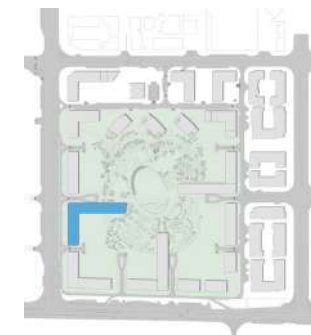
UNITS DENOTED AS "M" ARE MIRRORED IN REALITY FROM WHAT IS SHOWN ON THE PLAN



UNIT NO.	SUITE AREA		BALCONY AREA		TOTAL AREA	
	SQM	SQFT	SQM	SQFT	SQM	SQFT
1011	140.94	1,517.07	20.10	216.35	161.04	1,733.42

UNITS DENOTED AS "M" ARE MIRRORED IN REALITY FROM WHAT IS SHOWN ON THE PLAN

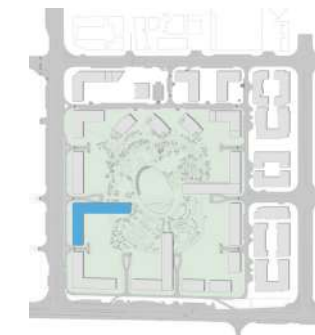
4 BEDROOM APARTMENT TYPE A.1



UNIT NO.	SUITE AREA		BALCONY AREA		TOTAL AREA	
	SQM	SQFT	SQM	SQFT	SQM	SQFT
118	223.81	2,409.07	79.38	854.44	303.19	3,263.51

UNITS DENOTED AS "M" ARE MIRRORED IN REALITY FROM WHAT IS SHOWN ON THE PLAN

4 BEDROOM APARTMENT TYPE A.2



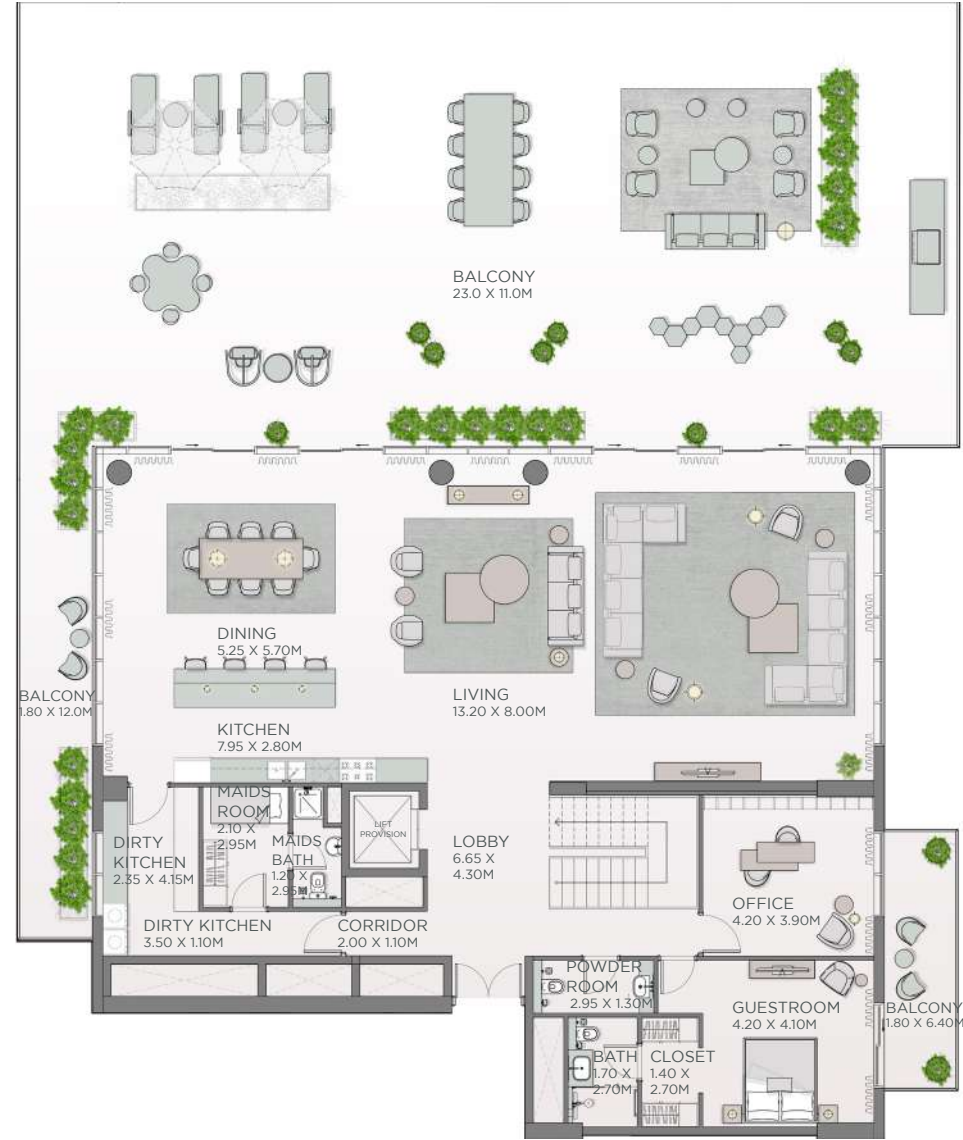
UNIT NO.	SUITE AREA		BALCONY AREA		TOTAL AREA	
	SQM	SQFT	SQM	SQFT	SQM	SQFT
219 319 419	223.81	2,409.07	51.09	549.93	274.90	2,959.00
519 619	223.80	2,408.96	51.09	549.93	274.89	2,958.89

UNITS DENOTED AS "M" ARE MIRRORED IN REALITY FROM WHAT IS SHOWN ON THE PLAN

PENTHOUSE APARTMENT TYPE A



PENTHOUSE APARTMENT TYPE A



UNIT NO.	SUITE AREA		BALCONY AREA		TOTAL AREA	
	SQM	SQFT	SQM	SQFT	SQM	SQFT
918	476.79	5,132.12	377.07	4,058.75	853.86	9,190.87

UNITS DENOTED AS "M" ARE MIRRORED IN REALITY FROM WHAT IS SHOWN ON THE PLAN

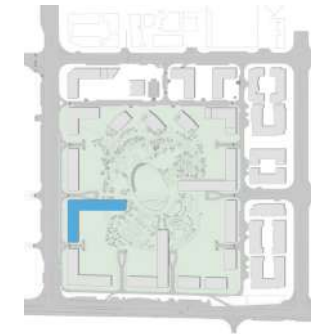


UNIT NO.	SUITE AREA		BALCONY AREA		TOTAL AREA	
	SQM	SQFT	SQM	SQFT	SQM	SQFT
918	476.79	5,132.12	377.07	4,058.75	853.86	9,190.87

UNITS DENOTED AS "M" ARE MIRRORED IN REALITY FROM WHAT IS SHOWN ON THE PLAN

LEVEL 9-10

LEVEL 9-10



PENTHOUSE APARTMENT TYPE B

**CENTRAL
PARK**
CITY WALK
LAUREL



UNIT NO.	SUITE AREA		BALCONY AREA		TOTAL AREA	
	SQM	SQFT	SQM	SQFT	SQM	SQFT
1115	338.14	3,639.71	250.12	2,692.27	588.26	6,331.98

UNITS DENOTED AS "M" ARE MIRRORED IN REALITY FROM WHAT IS SHOWN ON THE PLAN



DISCLAIMER: PLANS, DETAILS AND UNIT ORIENTATION INCLUDED ARE INDICATIVE ONLY AND ARE SUBJECT TO CHANGE BY THE DEVELOPER/SELLER AT ITS SOLE DISCRETION WITHOUT NOTICE AND/OR LIABILITY. ALL IMAGES, INCLUDING FEATURES, FINISHES, FURNISHINGS, VIEW AND SCALE ARE ILLUSTRATIVE ONLY. FINAL AREAS, ORIENTATION, DIMENSIONS, LAYOUT AND MATERIALS MAY DIFFER FROM THOSE STATED.



CENTRAL
PARK
CITY WALK



www.meraas.ae
800 MERAAS (637227)