



madinat
jumeirah
living

Lamaa

FLOOR PLANS

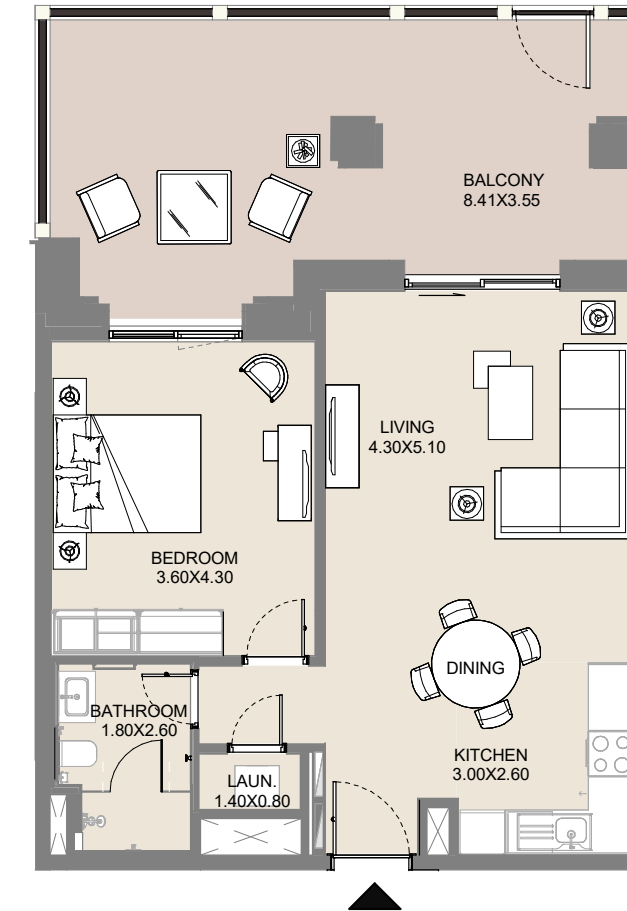
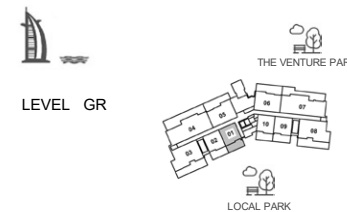


MADINAT JUMEIRAH LIVING FLOOR PLANS LAMAA 1

1 BEDROOM

APARTMENT TYPE A1

LEVELS:GR



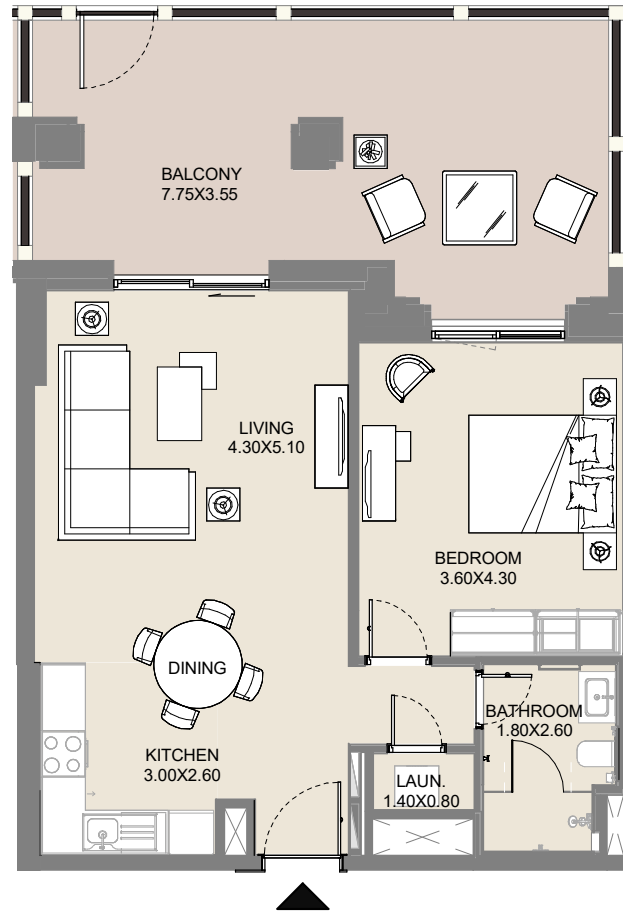
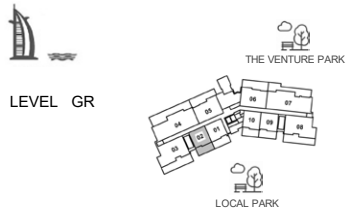
UNIT No.	SUITE AREA		BALCONY AREA		TOTAL AREA	
	SQM	SQFT	SQM	SQFT	SQM	SQFT
G01	60.45	650.68	30.92	332.82	91.37	983.50

DISCLAIMER: PLANS, DETAILS AND UNIT ORIENTATION INCLUDED ARE INDICATIVE ONLY AND ARE SUBJECT TO CHANGE BY THE DEVELOPER/SELLER AT ITS SOLE DISCRETION WITHOUT NOTICE AND/OR LIABILITY. ALL IMAGES, INCLUDING FEATURES, FINISHES, FURNISHINGS, VIEW AND SCALE ARE ILLUSTRATIVE ONLY. FINAL AREAS, ORIENTATION, DIMENSIONS, LAYOUT AND MATERIALS MAY DIFFER FROM THOSE STATED.

1 BEDROOM

APARTMENT TYPE A1

LEVELS:GR



UNIT No.	SUITE AREA		BALCONY AREA		TOTAL AREA	
	SQM	SQFT	SQM	SQFT	SQM	SQFT
G02	61.09	657.57	30.42	327.44	91.51	985.01

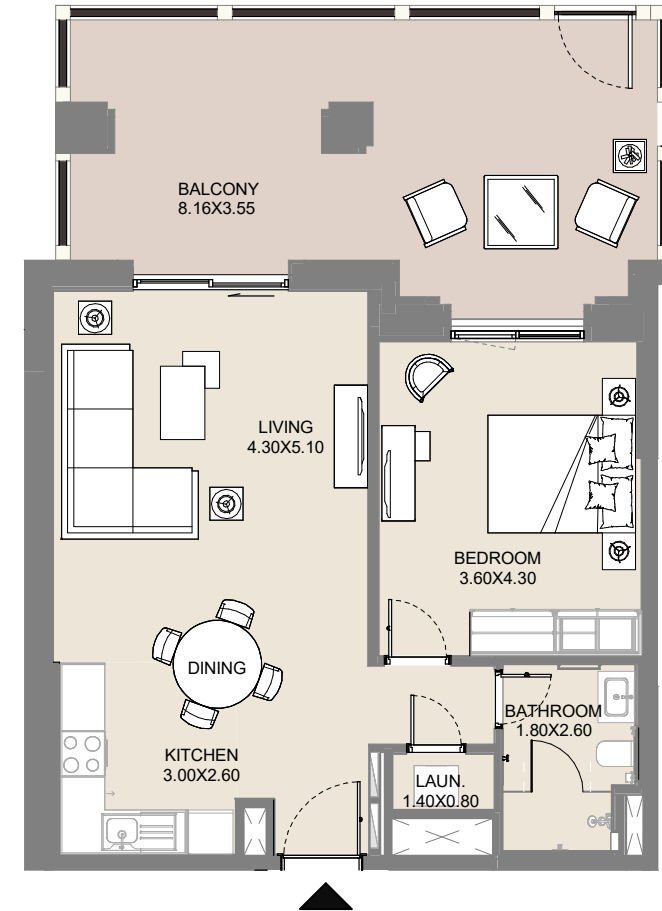
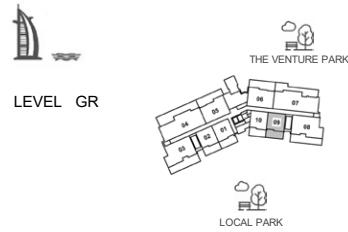


Lamaa

1 BEDROOM

APARTMENT TYPE A1

LEVELS:GR



UNIT No.	SUITE AREA		BALCONY AREA		TOTAL AREA	
	SQM	SQFT	SQM	SQFT	SQM	SQFT
G09	61.24	659.18	30.97	333.36	92.21	992.54



Lamaa

DISCLAIMER: PLANS, DETAILS AND UNIT ORIENTATION INCLUDED ARE INDICATIVE ONLY AND ARE SUBJECT TO CHANGE BY THE DEVELOPER/SELLER AT ITS SOLE DISCRETION WITHOUT NOTICE AND/OR LIABILITY. ALL IMAGES, INCLUDING FEATURES, FINISHES, FURNISHINGS, VIEW AND SCALE ARE ILLUSTRATIVE ONLY. FINAL AREAS, ORIENTATION, DIMENSIONS, LAYOUT AND MATERIALS MAY DIFFER FROM THOSE STATED.



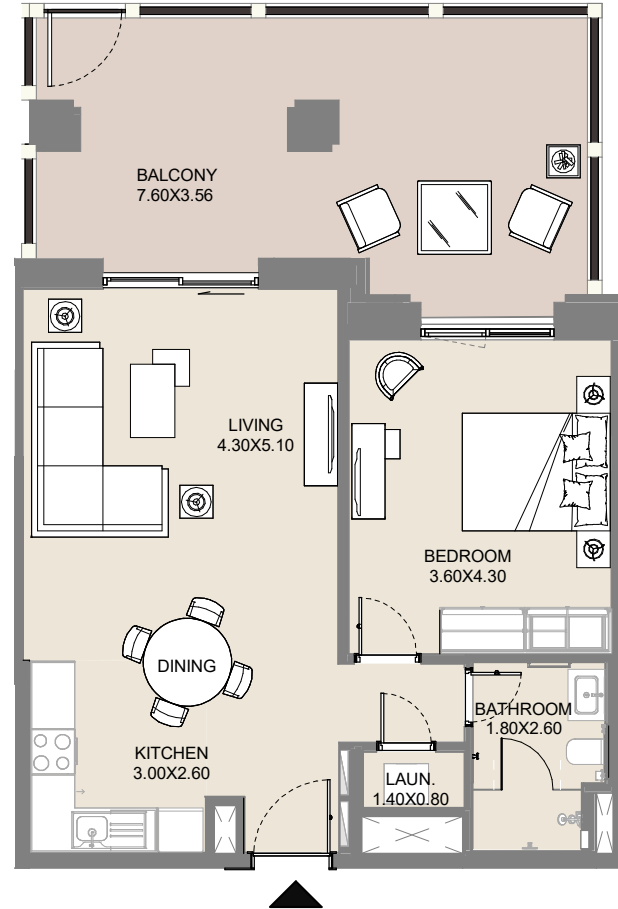
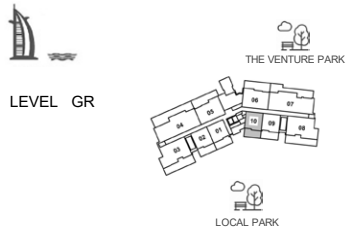
DISCLAIMER: PLANS, DETAILS AND UNIT ORIENTATION INCLUDED ARE INDICATIVE ONLY AND ARE SUBJECT TO CHANGE BY THE DEVELOPER/SELLER AT ITS SOLE DISCRETION WITHOUT NOTICE AND/OR LIABILITY. ALL IMAGES, INCLUDING FEATURES, FINISHES, FURNISHINGS, VIEW AND SCALE ARE ILLUSTRATIVE ONLY. FINAL AREAS, ORIENTATION, DIMENSIONS, LAYOUT AND MATERIALS MAY DIFFER FROM THOSE STATED.



1 BEDROOM

APARTMENT TYPE A1

LEVELS:GR



UNIT No.	SUITE AREA		BALCONY AREA		TOTAL AREA	
	SQM	SQFT	SQM	SQFT	SQM	SQFT
G10	60.31	649.17	29.25	314.84	89.56	964.02

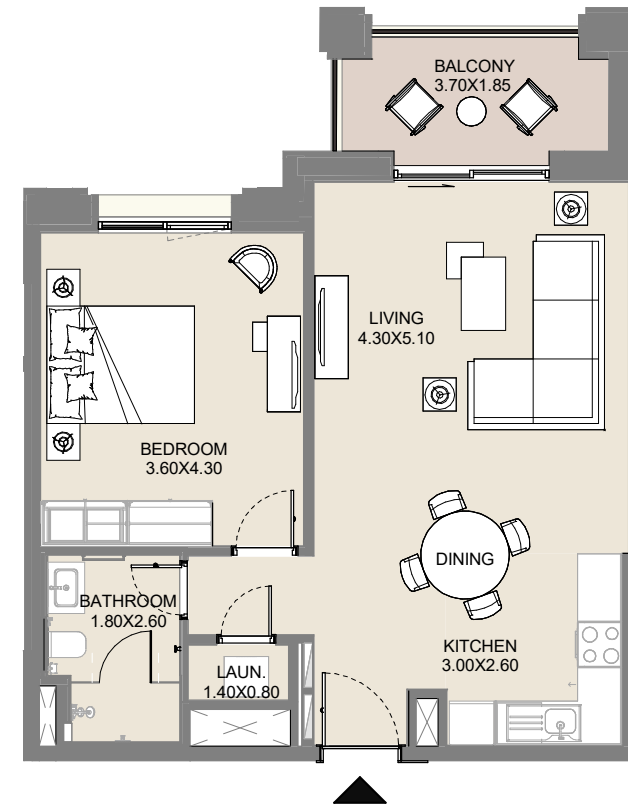
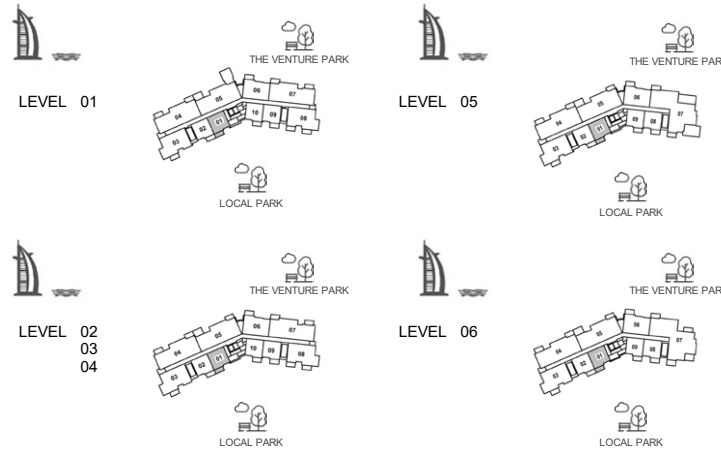


Lamaa

1 BEDROOM

APARTMENT TYPE A1

LEVELS:1,2,3,4,5,6



UNIT No.	SUITE AREA		BALCONY AREA		TOTAL AREA		
	SQM	SQFT	SQM	SQFT	SQM	SQFT	
101-201-301 401-501-601	60.45	650.68	7.45	80.19	Min.	67.90	730.87
	60.46	650.79	7.96	85.68	Max.	68.42	736.47



Lamaa

DISCLAIMER: PLANS, DETAILS AND UNIT ORIENTATION INCLUDED ARE INDICATIVE ONLY AND ARE SUBJECT TO CHANGE BY THE DEVELOPER/SELLER AT ITS SOLE DISCRETION WITHOUT NOTICE AND/OR LIABILITY. ALL IMAGES, INCLUDING FEATURES, FINISHES, FURNISHINGS, VIEW AND SCALE ARE ILLUSTRATIVE ONLY. FINAL AREAS, ORIENTATION, DIMENSIONS, LAYOUT AND MATERIALS MAY DIFFER FROM THOSE STATED.



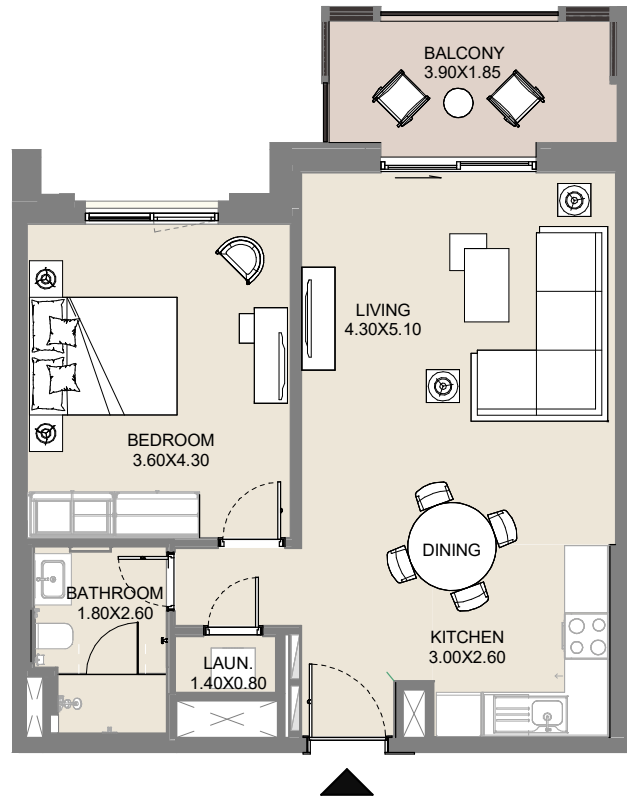
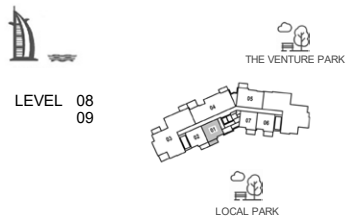
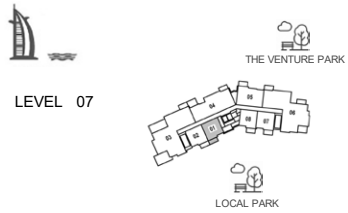
DISCLAIMER: PLANS, DETAILS AND UNIT ORIENTATION INCLUDED ARE INDICATIVE ONLY AND ARE SUBJECT TO CHANGE BY THE DEVELOPER/SELLER AT ITS SOLE DISCRETION WITHOUT NOTICE AND/OR LIABILITY. ALL IMAGES, INCLUDING FEATURES, FINISHES, FURNISHINGS, VIEW AND SCALE ARE ILLUSTRATIVE ONLY. FINAL AREAS, ORIENTATION, DIMENSIONS, LAYOUT AND MATERIALS MAY DIFFER FROM THOSE STATED.



1 BEDROOM

APARTMENT TYPE A1

LEVELS:7,8,9



UNIT No.	SUITE AREA		BALCONY AREA		TOTAL AREA		
	SQM	SQFT	SQM	SQFT		SQM	SQFT
701-801-901	60.46	650.79	7.84	84.39	Min.	68.30	735.18
	60.45	650.68	7.86	84.60	Max.	68.31	735.28

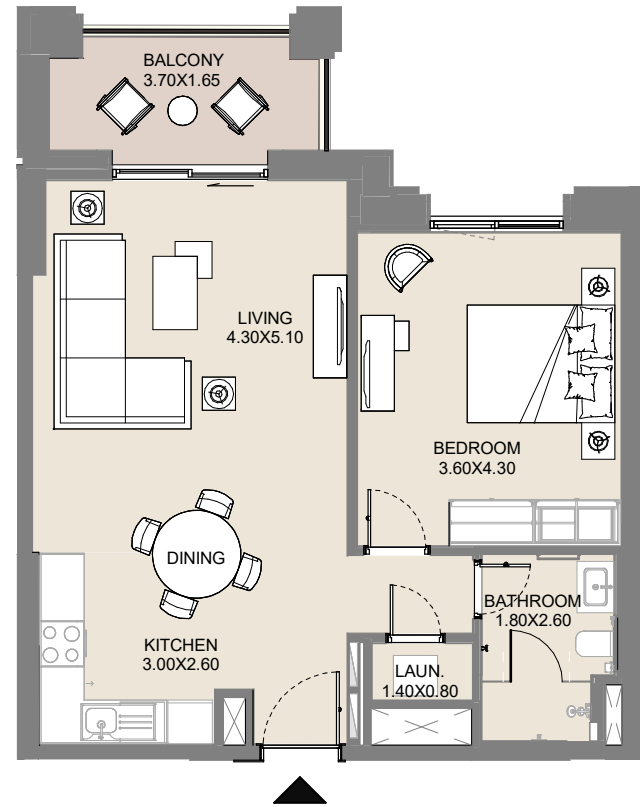
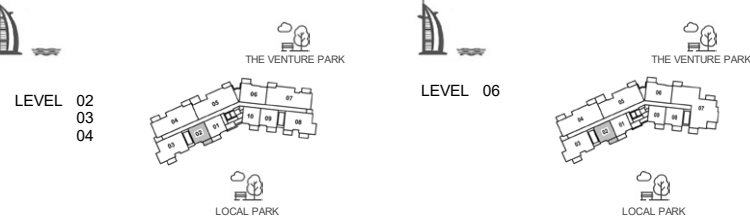
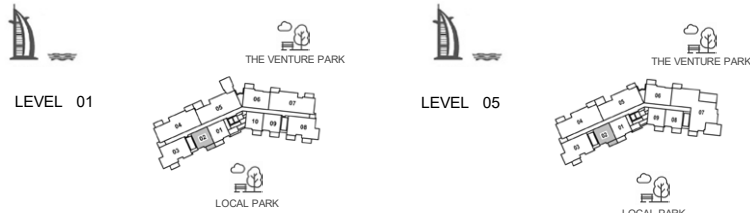


Lamaa

1 BEDROOM

APARTMENT TYPE A1

LEVELS:1,2,3,4,5,6



UNIT No.	SUITE AREA		BALCONY AREA		TOTAL AREA		
	SQM	SQFT	SQM	SQFT		SQM	SQFT
102-202-302 402-502-602	61.07	657.35	7.42	79.87	Min.	68.49	737.22
	61.07	657.35	7.94	85.47	Max.	69.01	742.82



Lamaa

DISCLAIMER: PLANS, DETAILS AND UNIT ORIENTATION INCLUDED ARE INDICATIVE ONLY AND ARE SUBJECT TO CHANGE BY THE DEVELOPER/SELLER AT ITS SOLE DISCRETION WITHOUT NOTICE AND/OR LIABILITY. ALL IMAGES, INCLUDING FEATURES, FINISHES, FURNISHINGS, VIEW AND SCALE ARE ILLUSTRATIVE ONLY. FINAL AREAS, ORIENTATION, DIMENSIONS, LAYOUT AND MATERIALS MAY DIFFER FROM THOSE STATED.



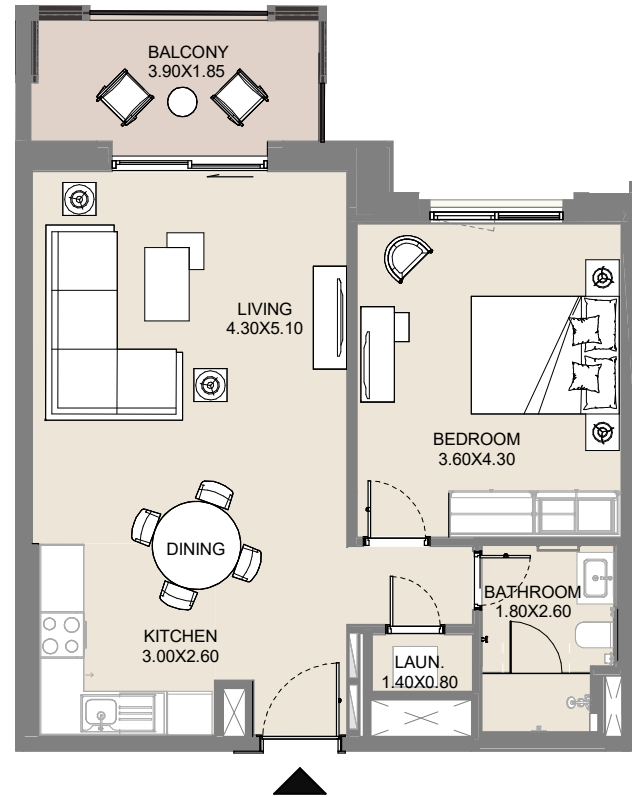
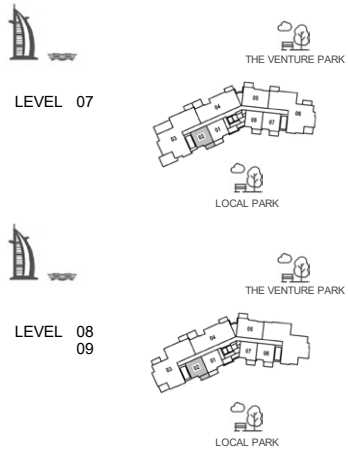
DISCLAIMER: PLANS, DETAILS AND UNIT ORIENTATION INCLUDED ARE INDICATIVE ONLY AND ARE SUBJECT TO CHANGE BY THE DEVELOPER/SELLER AT ITS SOLE DISCRETION WITHOUT NOTICE AND/OR LIABILITY. ALL IMAGES, INCLUDING FEATURES, FINISHES, FURNISHINGS, VIEW AND SCALE ARE ILLUSTRATIVE ONLY. FINAL AREAS, ORIENTATION, DIMENSIONS, LAYOUT AND MATERIALS MAY DIFFER FROM THOSE STATED.



1 BEDROOM

APARTMENT TYPE A1

LEVELS:7,8,9



UNIT No.	SUITE AREA		BALCONY AREA		TOTAL AREA		
	SQM	SQFT	SQM	SQFT	SQM	SQFT	
702-802-902	61.05	657.14	7.84	84.39	Min.	68.89	741.53
	61.07	657.35	7.85	84.50	Max.	68.92	741.85

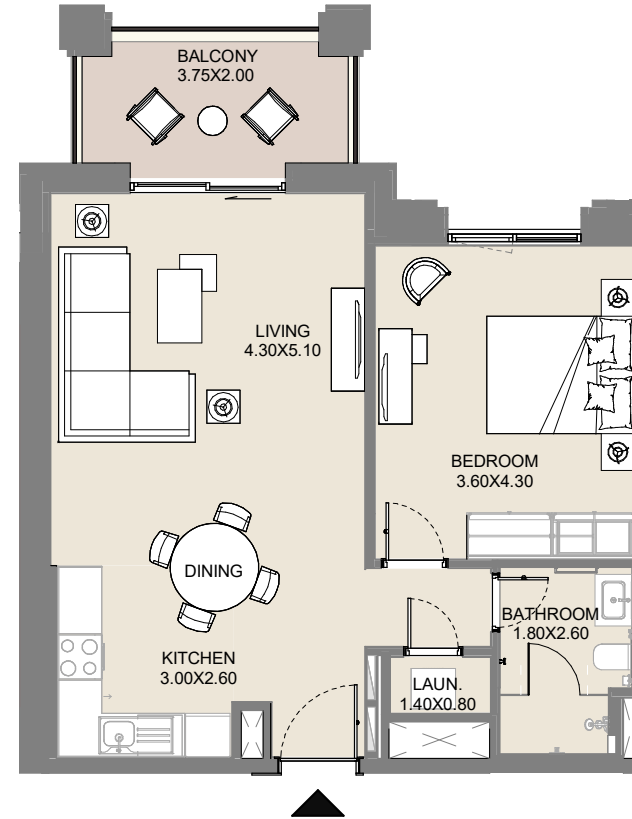
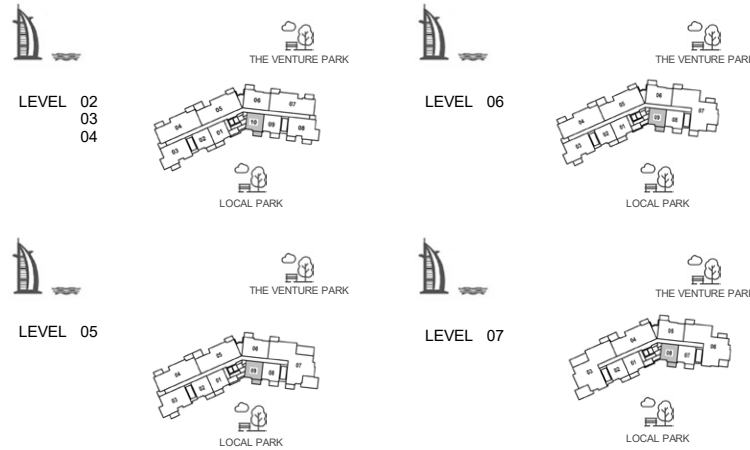


Lamaa

1 BEDROOM

APARTMENT TYPE A1

LEVELS:2,3,4,5,6,7



UNIT No.	SUITE AREA		BALCONY AREA		TOTAL AREA	
	SQM	SQFT	SQM	SQFT	SQM	SQFT
210-310-410 509-609-708	60.31	649.21	8.19	88.11	68.50	737.32



Lamaa

DISCLAIMER: PLANS, DETAILS AND UNIT ORIENTATION INCLUDED ARE INDICATIVE ONLY AND ARE SUBJECT TO CHANGE BY THE DEVELOPER/SELLER AT ITS SOLE DISCRETION WITHOUT NOTICE AND/OR LIABILITY. ALL IMAGES, INCLUDING FEATURES, FINISHES, FURNISHINGS, VIEW AND SCALE ARE ILLUSTRATIVE ONLY. FINAL AREAS, ORIENTATION, DIMENSIONS, LAYOUT AND MATERIALS MAY DIFFER FROM THOSE STATED.



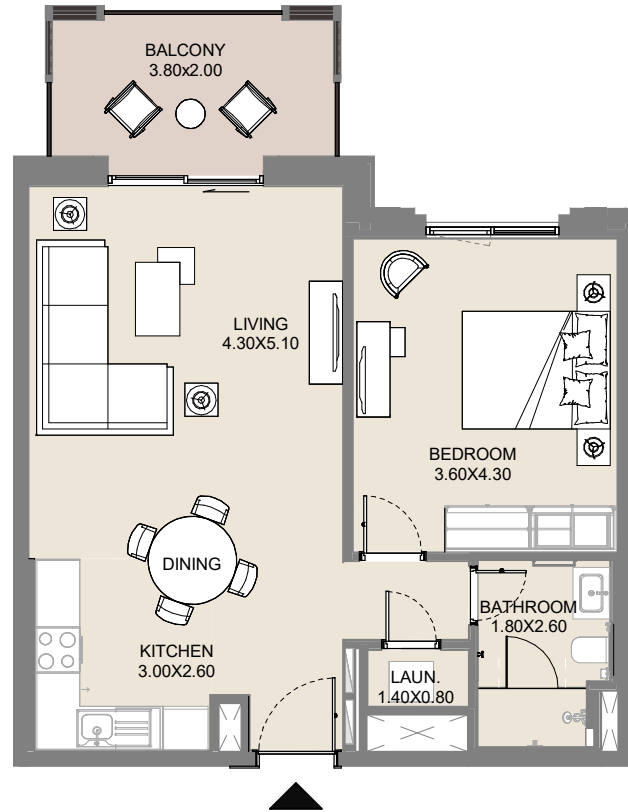
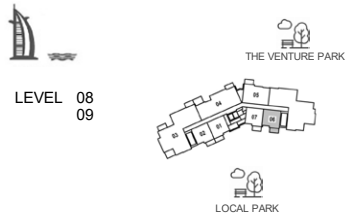
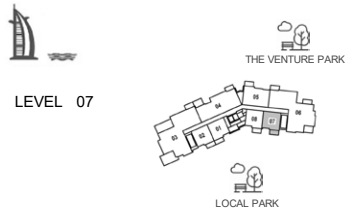
DISCLAIMER: PLANS, DETAILS AND UNIT ORIENTATION INCLUDED ARE INDICATIVE ONLY AND ARE SUBJECT TO CHANGE BY THE DEVELOPER/SELLER AT ITS SOLE DISCRETION WITHOUT NOTICE AND/OR LIABILITY. ALL IMAGES, INCLUDING FEATURES, FINISHES, FURNISHINGS, VIEW AND SCALE ARE ILLUSTRATIVE ONLY. FINAL AREAS, ORIENTATION, DIMENSIONS, LAYOUT AND MATERIALS MAY DIFFER FROM THOSE STATED.



1 BEDROOM

APARTMENT TYPE A1

LEVELS:7,8,9



UNIT No.	SUITE AREA		BALCONY AREA		TOTAL AREA		
	SQM	SQFT	SQM	SQFT		SQM	SQFT
707-806-906	61.15	658.21	8.39	90.31	Min.	69.54	748.52
	61.24	659.18	8.39	90.31	Max.	69.63	749.49

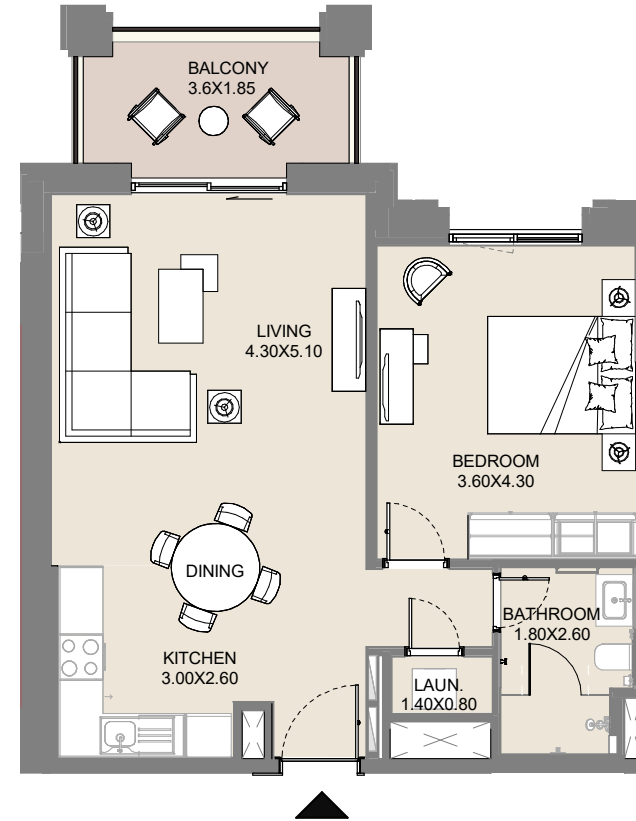
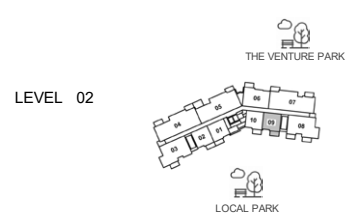
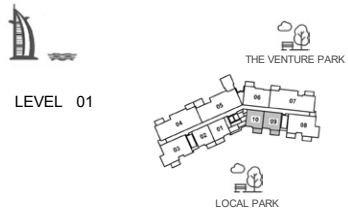


Lamaa

1 BEDROOM

APARTMENT TYPE A1

LEVELS:1,2



UNIT No.	SUITE AREA		BALCONY AREA		TOTAL AREA		
	SQM	SQFT	SQM	SQFT		SQM	SQFT
109-110-209	60.31	649.17	7.71	82.99	Min.	68.02	732.16
	61.24	659.18	7.71	82.99	Max.	68.95	742.17



Lamaa

DISCLAIMER: PLANS, DETAILS AND UNIT ORIENTATION INCLUDED ARE INDICATIVE ONLY AND ARE SUBJECT TO CHANGE BY THE DEVELOPER/SELLER AT ITS SOLE DISCRETION WITHOUT NOTICE AND/OR LIABILITY. ALL IMAGES, INCLUDING FEATURES, FINISHES, FURNISHINGS, VIEW AND SCALE ARE ILLUSTRATIVE ONLY. FINAL AREAS, ORIENTATION, DIMENSIONS, LAYOUT AND MATERIALS MAY DIFFER FROM THOSE STATED.



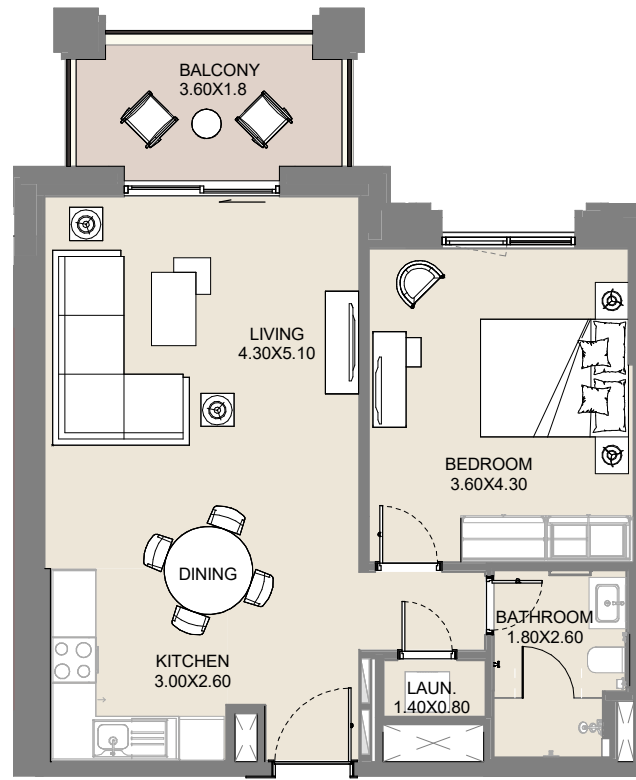
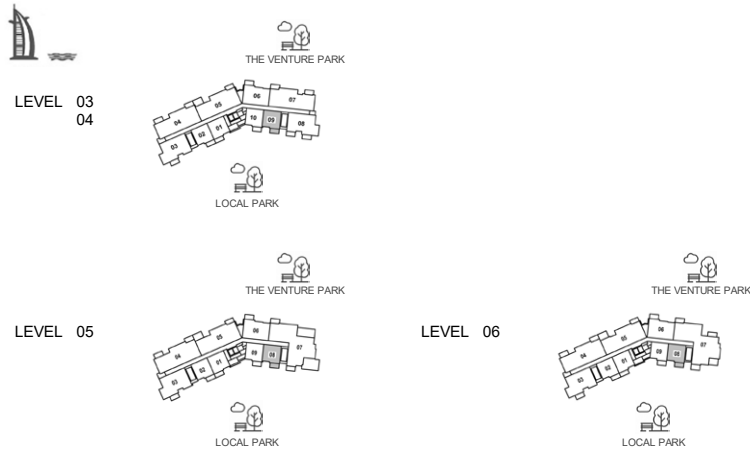
DISCLAIMER: PLANS, DETAILS AND UNIT ORIENTATION INCLUDED ARE INDICATIVE ONLY AND ARE SUBJECT TO CHANGE BY THE DEVELOPER/SELLER AT ITS SOLE DISCRETION WITHOUT NOTICE AND/OR LIABILITY. ALL IMAGES, INCLUDING FEATURES, FINISHES, FURNISHINGS, VIEW AND SCALE ARE ILLUSTRATIVE ONLY. FINAL AREAS, ORIENTATION, DIMENSIONS, LAYOUT AND MATERIALS MAY DIFFER FROM THOSE STATED.



1 BEDROOM

APARTMENT TYPE A1

LEVELS:3,4,5,6



UNIT No.	SUITE AREA		BALCONY AREA		TOTAL AREA	
	SQM	SQFT	SQM	SQFT	SQM	SQFT
309-409-508-608	61.24	659.18	8.19	88.16	69.43	747.34

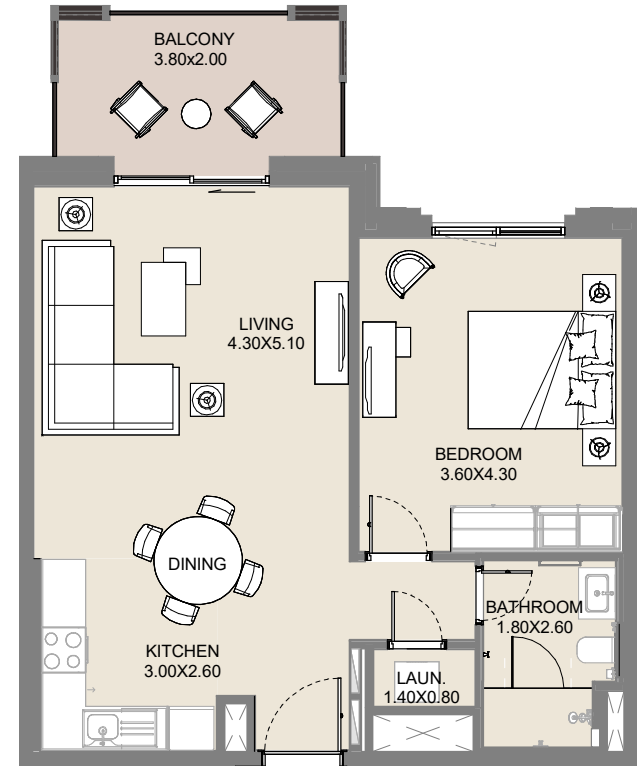
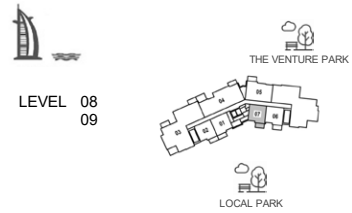


Lamaa

1 BEDROOM

APARTMENT TYPE A1

LEVELS:8,9



UNIT No.	SUITE AREA		BALCONY AREA		TOTAL AREA	
	SQM	SQFT	SQM	SQFT	SQM	SQFT
807-907	60.31	649.17	8.39	90.31	Min. 68.70	739.48
	60.45	650.68	8.39	90.31	Max. 68.84	740.99



Lamaa

DISCLAIMER: PLANS, DETAILS AND UNIT ORIENTATION INCLUDED ARE INDICATIVE ONLY AND ARE SUBJECT TO CHANGE BY THE DEVELOPER/SELLER AT ITS SOLE DISCRETION WITHOUT NOTICE AND/OR LIABILITY. ALL IMAGES, INCLUDING FEATURES, FINISHES, FURNISHINGS, VIEW AND SCALE ARE ILLUSTRATIVE ONLY. FINAL AREAS, ORIENTATION, DIMENSIONS, LAYOUT AND MATERIALS MAY DIFFER FROM THOSE STATED.



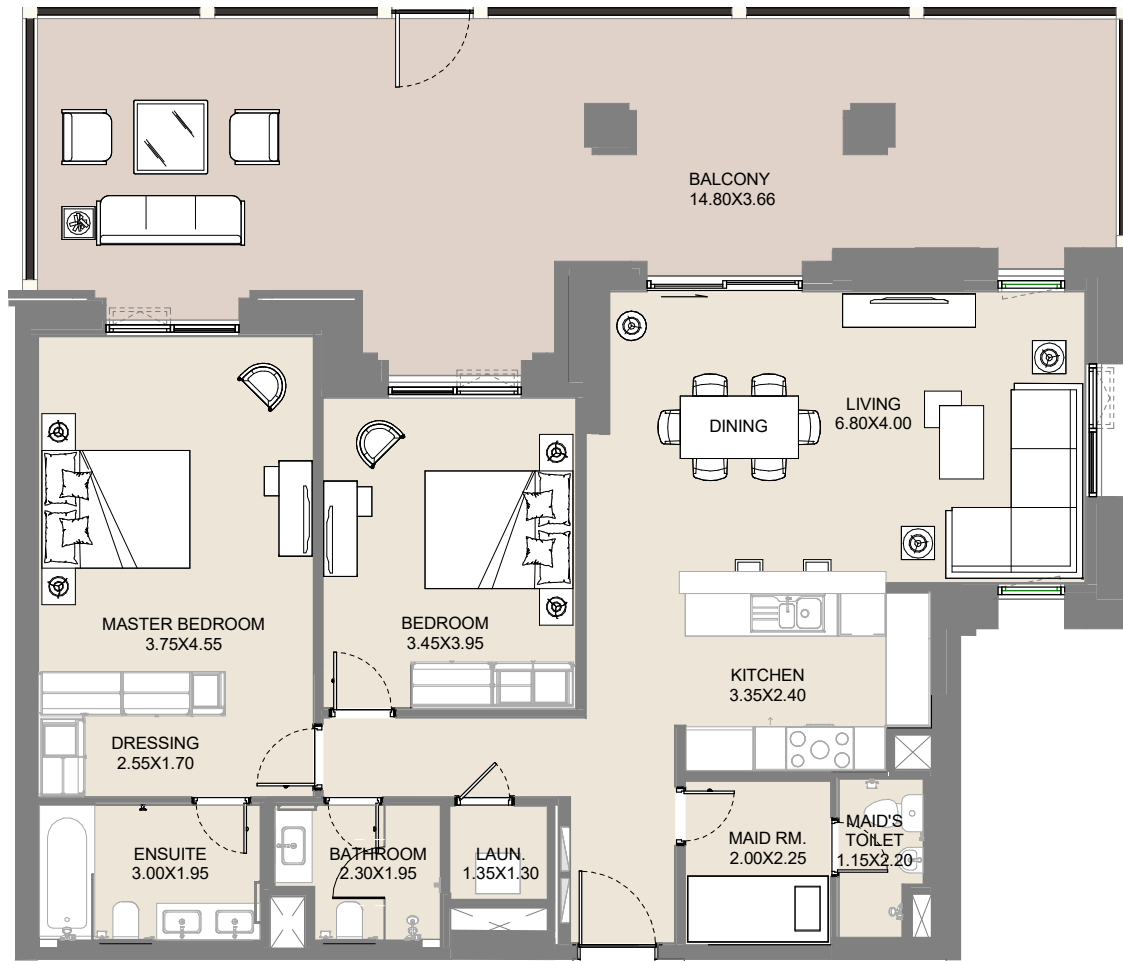
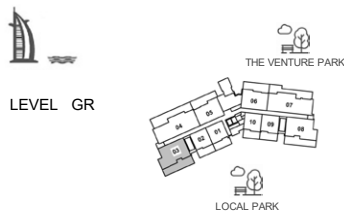
DISCLAIMER: PLANS, DETAILS AND UNIT ORIENTATION INCLUDED ARE INDICATIVE ONLY AND ARE SUBJECT TO CHANGE BY THE DEVELOPER/SELLER AT ITS SOLE DISCRETION WITHOUT NOTICE AND/OR LIABILITY. ALL IMAGES, INCLUDING FEATURES, FINISHES, FURNISHINGS, VIEW AND SCALE ARE ILLUSTRATIVE ONLY. FINAL AREAS, ORIENTATION, DIMENSIONS, LAYOUT AND MATERIALS MAY DIFFER FROM THOSE STATED.



2 BEDROOM

APARTMENT TYPE B1

LEVELS:GR



UNIT No.	SUITE AREA		BALCONY AREA		TOTAL AREA	
	SQM	SQFT	SQM	SQFT	SQM	SQFT
G03	111.86	1204.05	58.43	628.94	170.29	1832.99

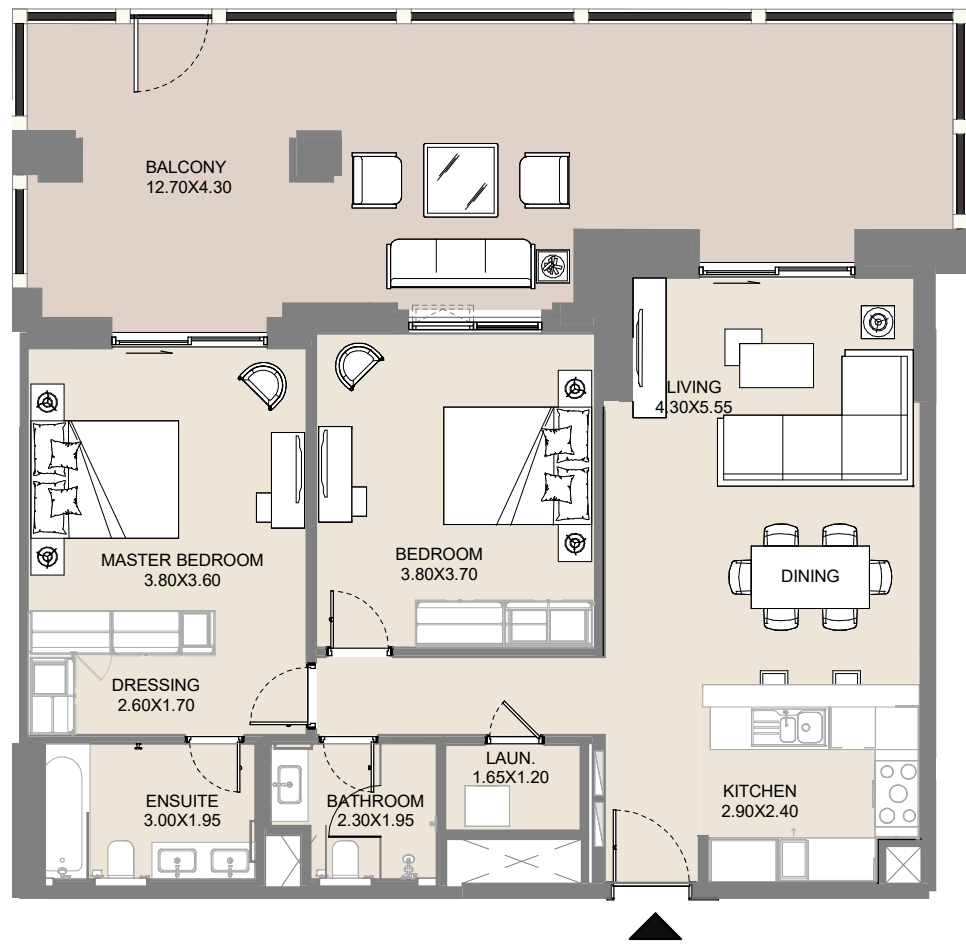
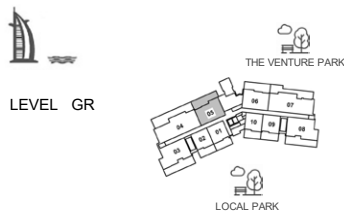


Lamaa

2 BEDROOM

APARTMENT TYPE A7

LEVELS:GR



UNIT No.	SUITE AREA		BALCONY AREA		TOTAL AREA	
	SQM	SQFT	SQM	SQFT	SQM	SQFT
G05	94.85	1020.96	48.02	516.88	142.87	1537.84



Lamaa

DISCLAIMER: PLANS, DETAILS AND UNIT ORIENTATION INCLUDED ARE INDICATIVE ONLY AND ARE SUBJECT TO CHANGE BY THE DEVELOPER/SELLER AT ITS SOLE DISCRETION WITHOUT NOTICE AND/OR LIABILITY. ALL IMAGES, INCLUDING FEATURES, FINISHES, FURNISHINGS, VIEW AND SCALE ARE ILLUSTRATIVE ONLY. FINAL AREAS, ORIENTATION, DIMENSIONS, LAYOUT AND MATERIALS MAY DIFFER FROM THOSE STATED.



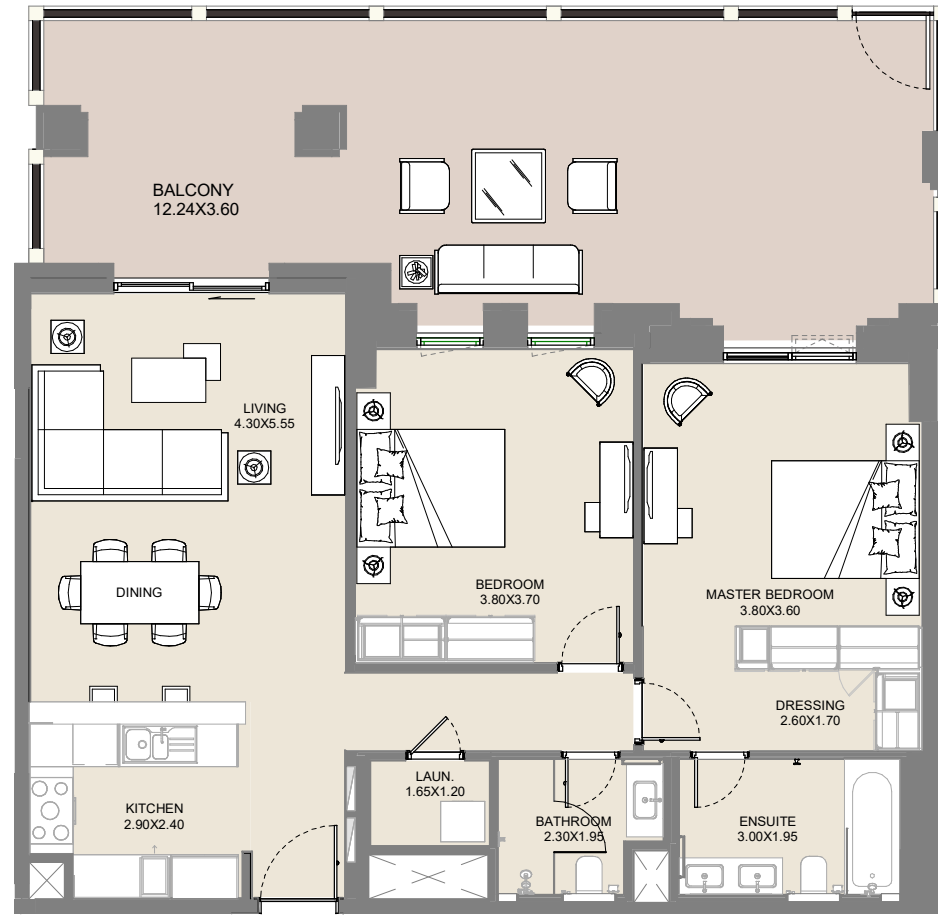
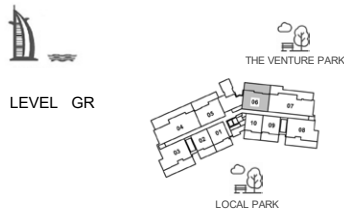
DISCLAIMER: PLANS, DETAILS AND UNIT ORIENTATION INCLUDED ARE INDICATIVE ONLY AND ARE SUBJECT TO CHANGE BY THE DEVELOPER/SELLER AT ITS SOLE DISCRETION WITHOUT NOTICE AND/OR LIABILITY. ALL IMAGES, INCLUDING FEATURES, FINISHES, FURNISHINGS, VIEW AND SCALE ARE ILLUSTRATIVE ONLY. FINAL AREAS, ORIENTATION, DIMENSIONS, LAYOUT AND MATERIALS MAY DIFFER FROM THOSE STATED.



2 BEDROOM

APARTMENT TYPE A1

LEVELS:GR



UNIT No.	SUITE AREA		BALCONY AREA		TOTAL AREA	
	SQM	SQFT	SQM	SQFT	SQM	SQFT
G06	95.26	1025.37	49.47	532.49	144.73	1557.86

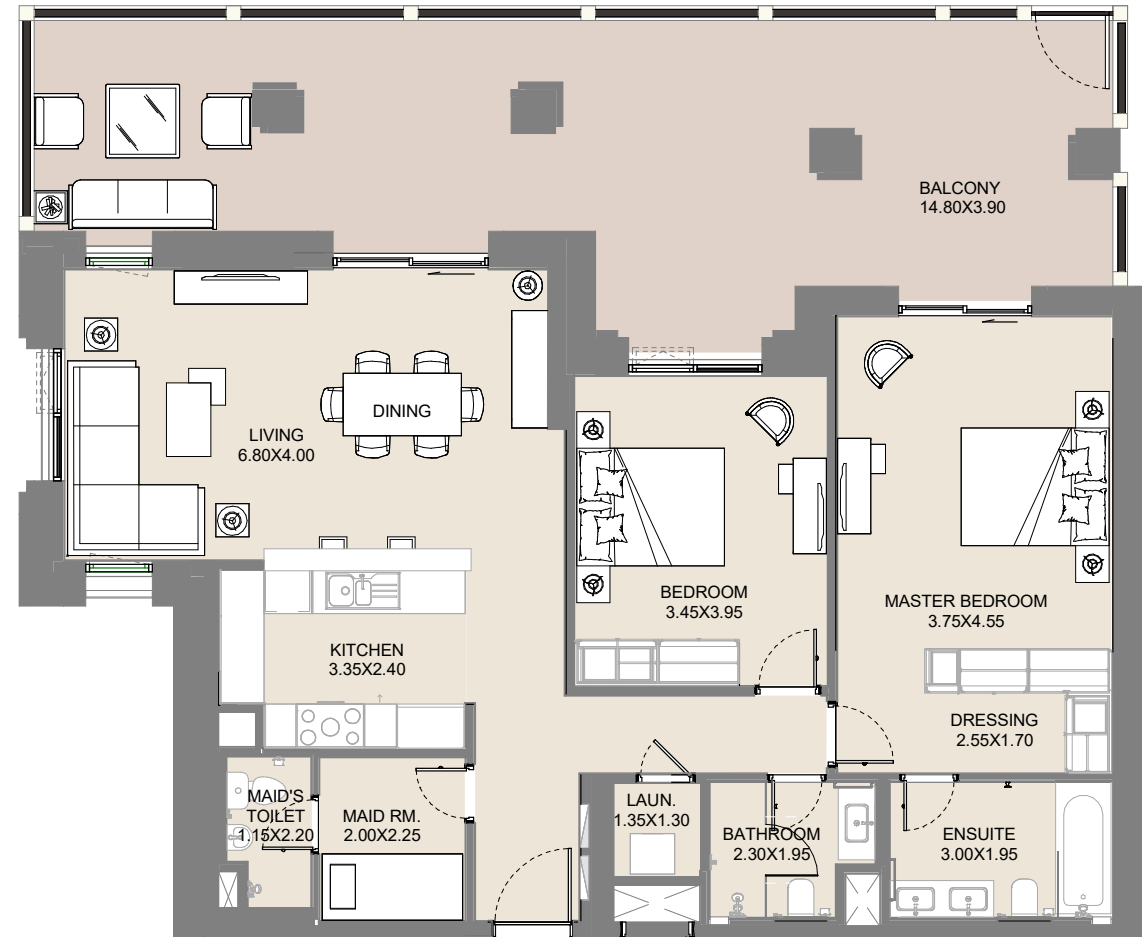
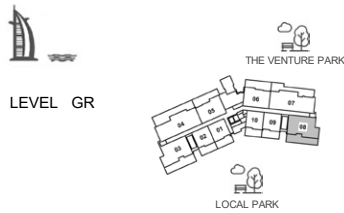


Lamaa

2 BEDROOM

APARTMENT TYPE B2

LEVELS:GR



UNIT No.	SUITE AREA		BALCONY AREA		TOTAL AREA	
	SQM	SQFT	SQM	SQFT	SQM	SQFT
G08	111.52	1200.39	54.42	585.77	165.94	1786.16



Lamaa

DISCLAIMER: PLANS, DETAILS AND UNIT ORIENTATION INCLUDED ARE INDICATIVE ONLY AND ARE SUBJECT TO CHANGE BY THE DEVELOPER/SELLER AT ITS SOLE DISCRETION WITHOUT NOTICE AND/OR LIABILITY. ALL IMAGES, INCLUDING FEATURES, FINISHES, FURNISHINGS, VIEW AND SCALE ARE ILLUSTRATIVE ONLY. FINAL AREAS, ORIENTATION, DIMENSIONS, LAYOUT AND MATERIALS MAY DIFFER FROM THOSE STATED.



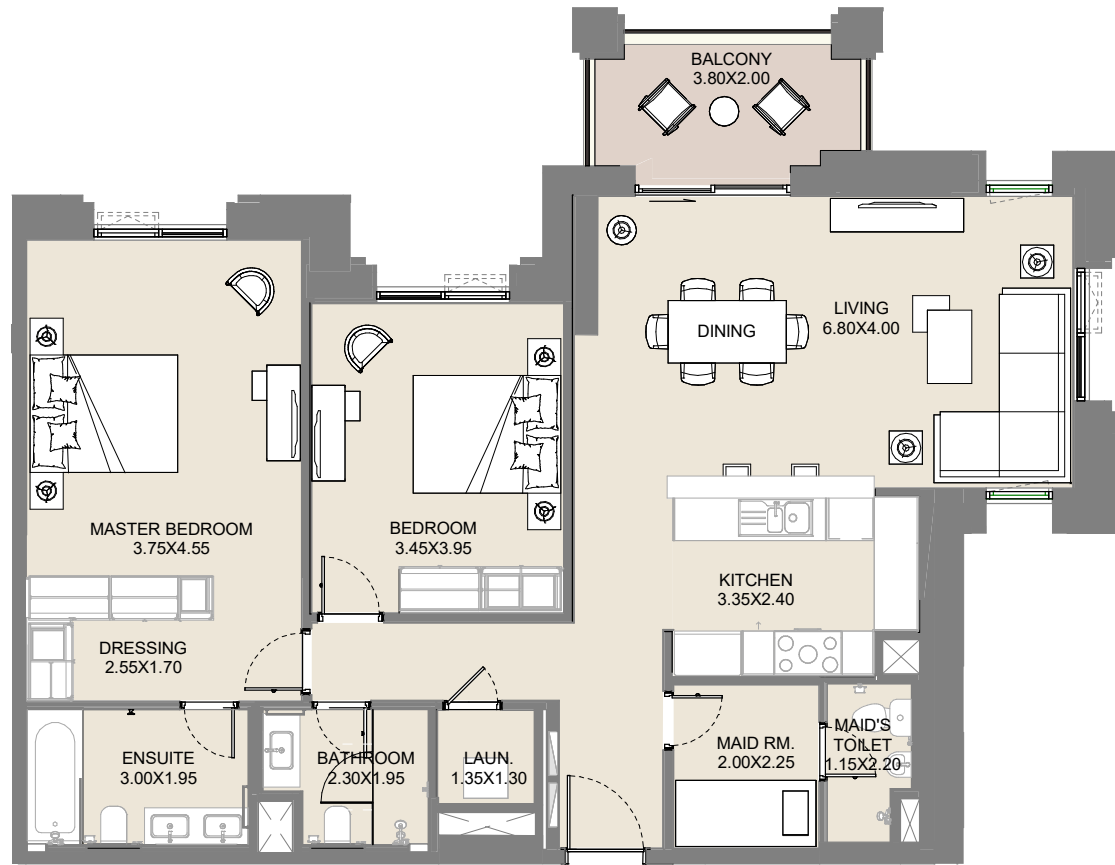
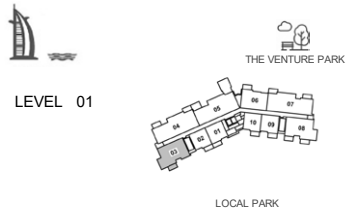
DISCLAIMER: PLANS, DETAILS AND UNIT ORIENTATION INCLUDED ARE INDICATIVE ONLY AND ARE SUBJECT TO CHANGE BY THE DEVELOPER/SELLER AT ITS SOLE DISCRETION WITHOUT NOTICE AND/OR LIABILITY. ALL IMAGES, INCLUDING FEATURES, FINISHES, FURNISHINGS, VIEW AND SCALE ARE ILLUSTRATIVE ONLY. FINAL AREAS, ORIENTATION, DIMENSIONS, LAYOUT AND MATERIALS MAY DIFFER FROM THOSE STATED.



2 BEDROOM

APARTMENT TYPE B1

LEVELS:1,2,3,4



UNIT No.	SUITE AREA		BALCONY AREA		TOTAL AREA		
	SQM	SQFT	SQM	SQFT	SQM	SQFT	
103-203 303-403	111.90	1204.48	7.59	81.70	Min.	119.49	1286.18
	111.92	1204.67	8.06	86.76	Max.	119.98	1291.43

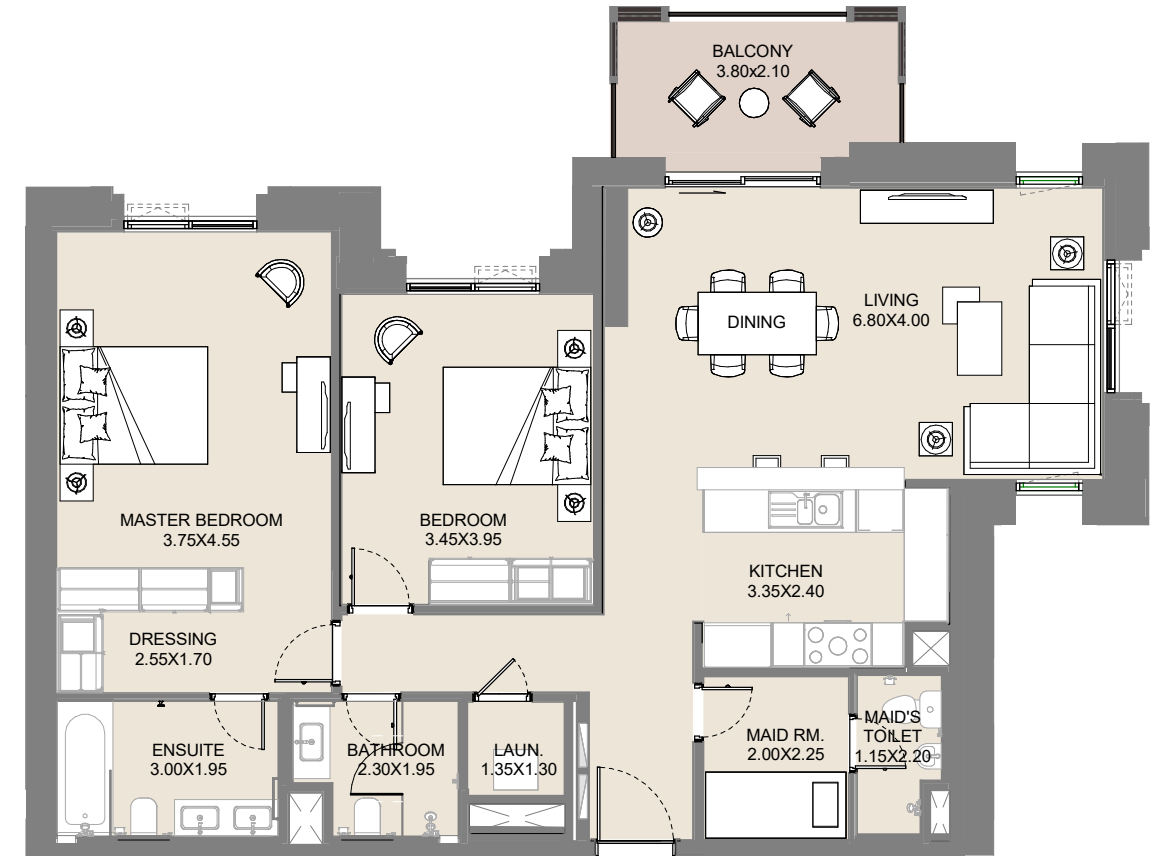
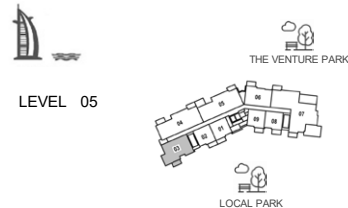


DISCLAIMER: PLANS, DETAILS AND UNIT ORIENTATION INCLUDED ARE INDICATIVE ONLY AND ARE SUBJECT TO CHANGE BY THE DEVELOPER/SELLER AT ITS SOLE DISCRETION WITHOUT NOTICE AND/OR LIABILITY. ALL IMAGES, INCLUDING FEATURES, FINISHES, FURNISHINGS, VIEW AND SCALE ARE ILLUSTRATIVE ONLY. FINAL AREAS, ORIENTATION, DIMENSIONS, LAYOUT AND MATERIALS MAY DIFFER FROM THOSE STATED.

2 BEDROOM

APARTMENT TYPE B1

LEVELS:5,6



UNIT No.	SUITE AREA		BALCONY AREA		TOTAL AREA	
	SQM	SQFT	SQM	SQFT	SQM	SQFT
503-603	111.91	1204.59	8.25	88.80	120.16	1293.39

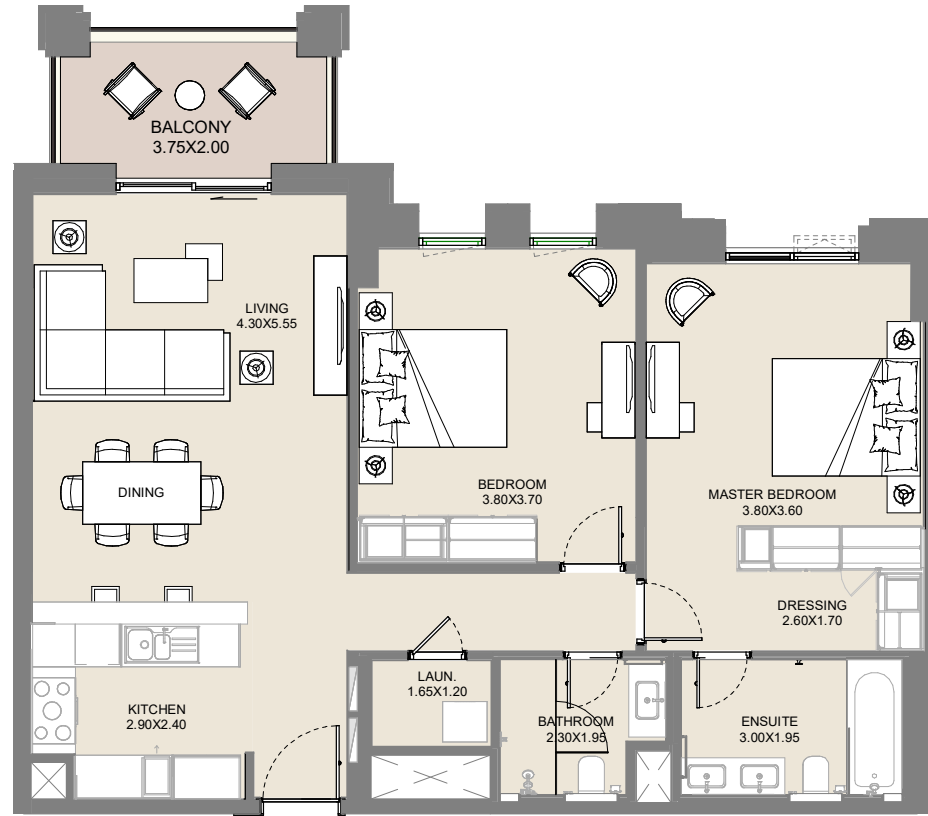
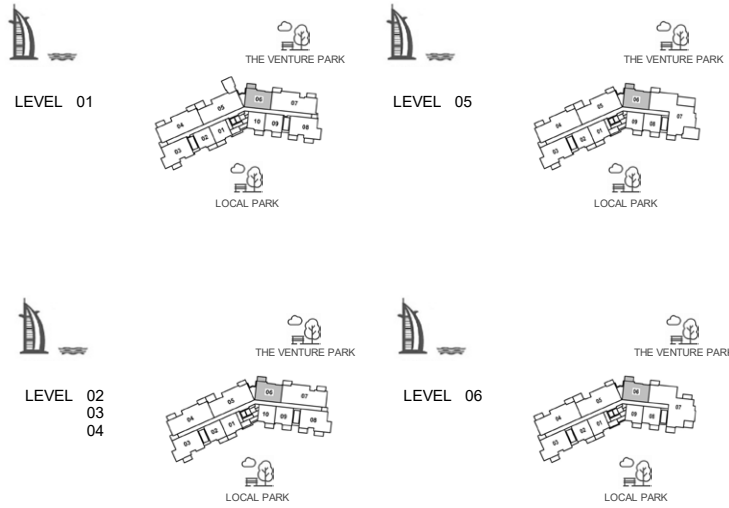


DISCLAIMER: PLANS, DETAILS AND UNIT ORIENTATION INCLUDED ARE INDICATIVE ONLY AND ARE SUBJECT TO CHANGE BY THE DEVELOPER/SELLER AT ITS SOLE DISCRETION WITHOUT NOTICE AND/OR LIABILITY. ALL IMAGES, INCLUDING FEATURES, FINISHES, FURNISHINGS, VIEW AND SCALE ARE ILLUSTRATIVE ONLY. FINAL AREAS, ORIENTATION, DIMENSIONS, LAYOUT AND MATERIALS MAY DIFFER FROM THOSE STATED.

2 BEDROOM

APARTMENT TYPE A1

LEVELS:1,2,3,4,5,6



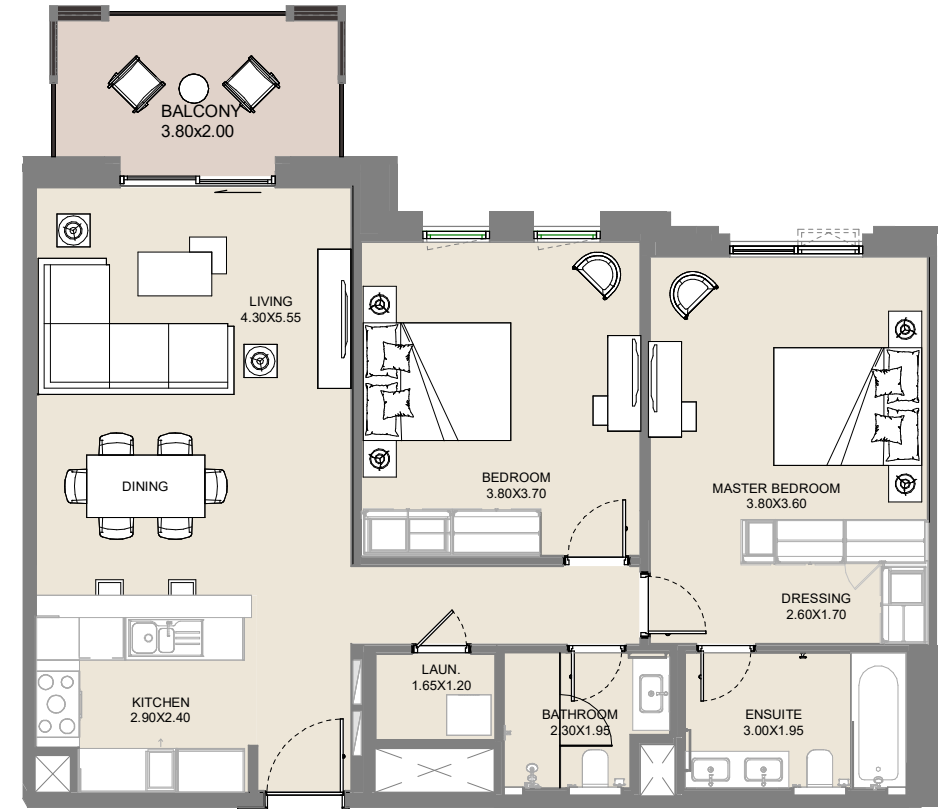
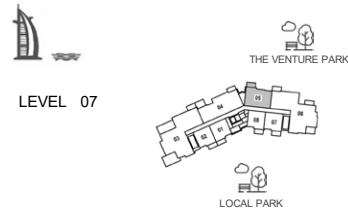
UNIT No.	SUITE AREA		BALCONY AREA		TOTAL AREA	
	SQM	SQFT	SQM	SQFT	SQM	SQFT
106-206-306 406-506-606	95.27	1025.48	7.71	82.99	Min. 102.98	1108.47
	95.27	1025.48	8.18	88.05	Max. 103.45	1113.53



2 BEDROOM

APARTMENT TYPE A1

LEVELS:7



UNIT No.	SUITE AREA		BALCONY AREA		TOTAL AREA	
	SQM	SQFT	SQM	SQFT	SQM	SQFT
705	95.23	1025.05	8.38	90.20	103.61	1115.25



DISCLAIMER: PLANS, DETAILS AND UNIT ORIENTATION INCLUDED ARE INDICATIVE ONLY AND ARE SUBJECT TO CHANGE BY THE DEVELOPER/SELLER AT ITS SOLE DISCRETION WITHOUT NOTICE AND/OR LIABILITY. ALL IMAGES, INCLUDING FEATURES, FINISHES, FURNISHINGS, VIEW AND SCALE ARE ILLUSTRATIVE ONLY. FINAL AREAS, ORIENTATION, DIMENSIONS, LAYOUT AND MATERIALS MAY DIFFER FROM THOSE STATED.



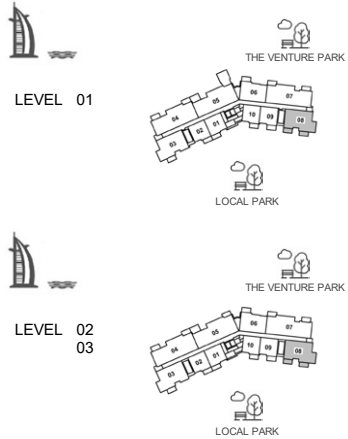
DISCLAIMER: PLANS, DETAILS AND UNIT ORIENTATION INCLUDED ARE INDICATIVE ONLY AND ARE SUBJECT TO CHANGE BY THE DEVELOPER/SELLER AT ITS SOLE DISCRETION WITHOUT NOTICE AND/OR LIABILITY. ALL IMAGES, INCLUDING FEATURES, FINISHES, FURNISHINGS, VIEW AND SCALE ARE ILLUSTRATIVE ONLY. FINAL AREAS, ORIENTATION, DIMENSIONS, LAYOUT AND MATERIALS MAY DIFFER FROM THOSE STATED.



2 BEDROOM

APARTMENT TYPE B2

LEVELS:1,2,3



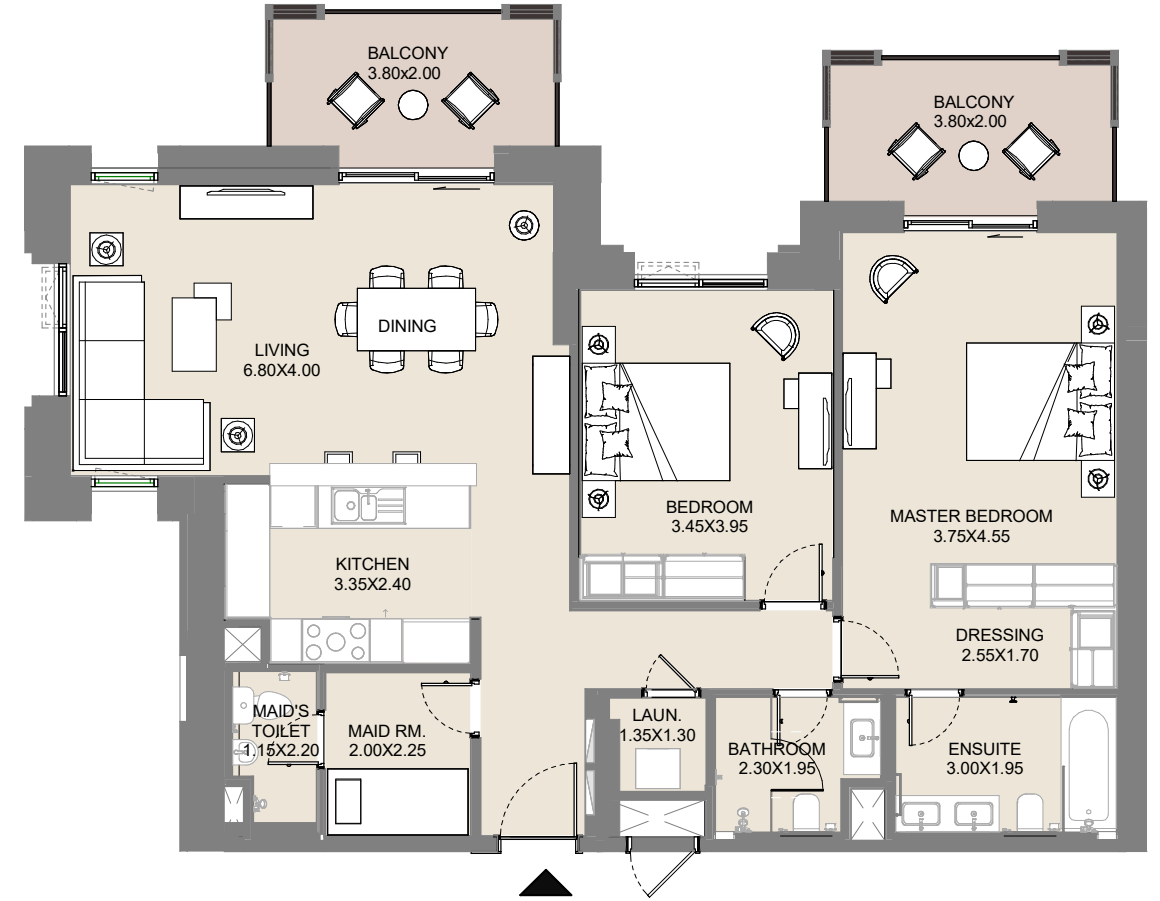
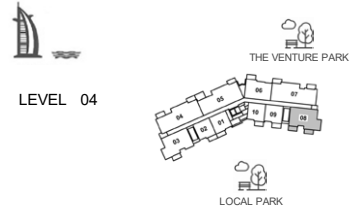
UNIT No.	SUITE AREA		BALCONY AREA		TOTAL AREA		
	SQM	SQFT	SQM	SQFT	SQM	SQFT	
108-208-308	111.52	1200.39	15.57	167.59	Min.	127.09	1367.99
	111.53	1200.50	16.05	172.76	Max.	127.58	1373.26



2 BEDROOM

APARTMENT TYPE B2

LEVELS:4



UNIT No.	SUITE AREA		BALCONY AREA		TOTAL AREA	
	SQM	SQFT	SQM	SQFT	SQM	SQFT
408	111.81	1203.53	16.42	176.85	128.24	1380.38



DISCLAIMER: PLANS, DETAILS AND UNIT ORIENTATION INCLUDED ARE INDICATIVE ONLY AND ARE SUBJECT TO CHANGE BY THE DEVELOPER/SELLER AT ITS SOLE DISCRETION WITHOUT NOTICE AND/OR LIABILITY. ALL IMAGES, INCLUDING FEATURES, FINISHES, FURNISHINGS, VIEW AND SCALE ARE ILLUSTRATIVE ONLY. FINAL AREAS, ORIENTATION, DIMENSIONS, LAYOUT AND MATERIALS MAY DIFFER FROM THOSE STATED.



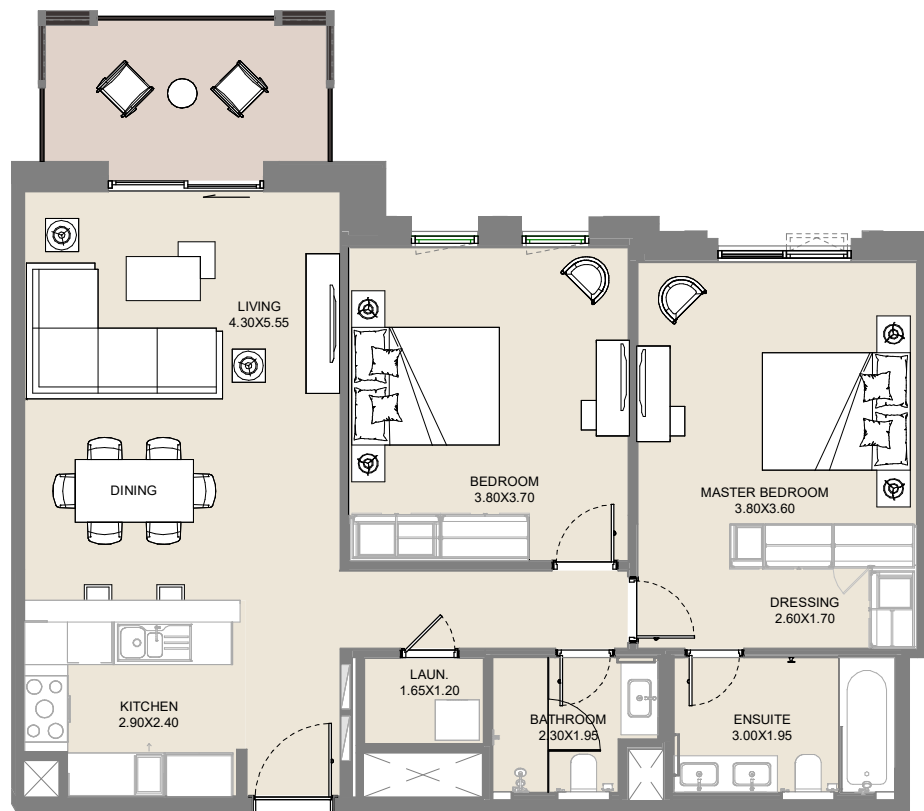
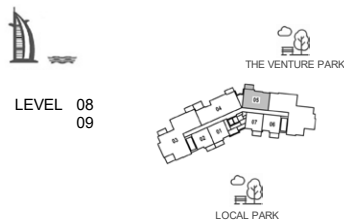
DISCLAIMER: PLANS, DETAILS AND UNIT ORIENTATION INCLUDED ARE INDICATIVE ONLY AND ARE SUBJECT TO CHANGE BY THE DEVELOPER/SELLER AT ITS SOLE DISCRETION WITHOUT NOTICE AND/OR LIABILITY. ALL IMAGES, INCLUDING FEATURES, FINISHES, FURNISHINGS, VIEW AND SCALE ARE ILLUSTRATIVE ONLY. FINAL AREAS, ORIENTATION, DIMENSIONS, LAYOUT AND MATERIALS MAY DIFFER FROM THOSE STATED.



2 BEDROOM

APARTMENT TYPE A1

LEVELS:8,9



UNIT No.	SUITE AREA		BALCONY AREA		TOTAL AREA		
	SQM	SQFT	SQM	SQFT	SQM	SQFT	SQFT
805- 905	94.29	1014.93	8.38	90.20	Min.	102.67	1105.13
	94.31	1015.14	8.38	90.20	Max.	102.69	1105.35

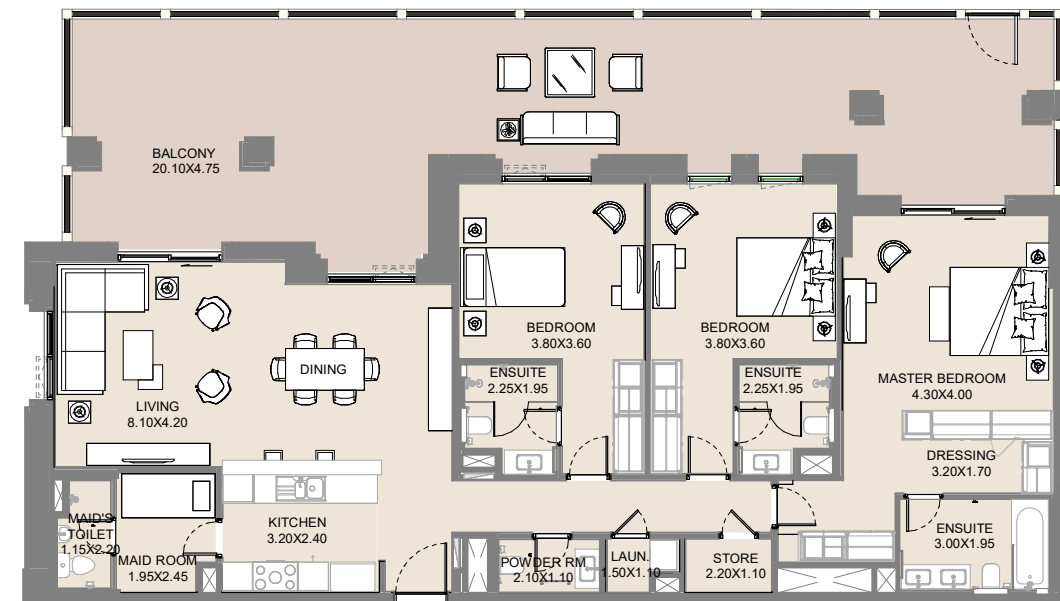
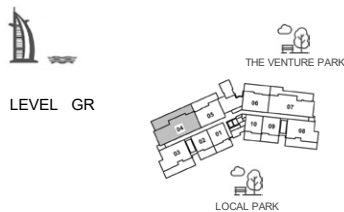


Lamaa

3 BEDROOM

APARTMENT TYPE A1

LEVELS:GR



UNIT No.	SUITE AREA		BALCONY AREA		TOTAL AREA		
	SQM	SQFT	SQM	SQFT	SQM	SQFT	SQFT
G04	153.83	1655.81	79.92	860.25	233.75	2515.06	



Lamaa

DISCLAIMER: PLANS, DETAILS AND UNIT ORIENTATION INCLUDED ARE INDICATIVE ONLY AND ARE SUBJECT TO CHANGE BY THE DEVELOPER/SELLER AT ITS SOLE DISCRETION WITHOUT NOTICE AND/OR LIABILITY. ALL IMAGES, INCLUDING FEATURES, FINISHES, FURNISHINGS, VIEW AND SCALE ARE ILLUSTRATIVE ONLY. FINAL AREAS, ORIENTATION, DIMENSIONS, LAYOUT AND MATERIALS MAY DIFFER FROM THOSE STATED.



DISCLAIMER: PLANS, DETAILS AND UNIT ORIENTATION INCLUDED ARE INDICATIVE ONLY AND ARE SUBJECT TO CHANGE BY THE DEVELOPER/SELLER AT ITS SOLE DISCRETION WITHOUT NOTICE AND/OR LIABILITY. ALL IMAGES, INCLUDING FEATURES, FINISHES, FURNISHINGS, VIEW AND SCALE ARE ILLUSTRATIVE ONLY. FINAL AREAS, ORIENTATION, DIMENSIONS, LAYOUT AND MATERIALS MAY DIFFER FROM THOSE STATED.



3 BEDROOM

APARTMENT TYPE A1

LEVELS:GR



Lamaa

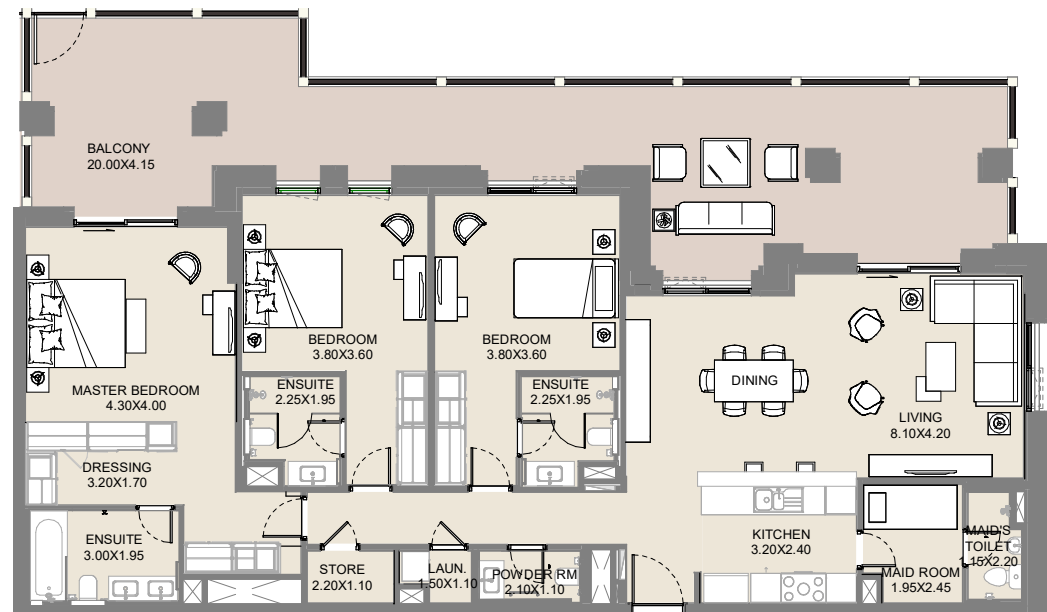
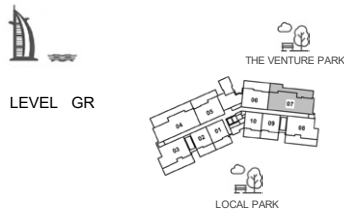
3 BEDROOM

APARTMENT TYPE A1

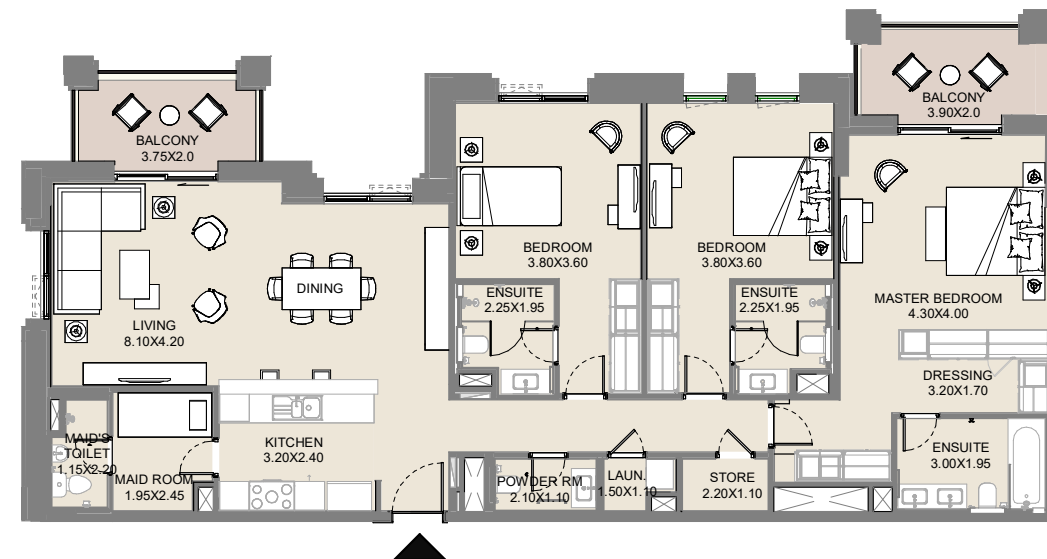
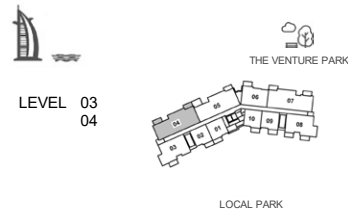
LEVELS:3,4



Lamaa



UNIT No.	SUITE AREA		BALCONY AREA		TOTAL AREA	
	SQM	SQFT	SQM	SQFT	SQM	SQFT
G07	153.82	1655.70	63.97	688.57	217.79	2344.27



UNIT No.	SUITE AREA		BALCONY AREA		TOTAL AREA		
	SQM	SQFT	SQM	SQFT	SQM	SQFT	
304-404	153.83	1655.81	16.95	182.45	Min.	170.78	1838.26
	153.83	1655.76	16.97	182.65	Max.	170.79	1838.41

DISCLAIMER: PLANS, DETAILS AND UNIT ORIENTATION INCLUDED ARE INDICATIVE ONLY AND ARE SUBJECT TO CHANGE BY THE DEVELOPER/SELLER AT ITS SOLE DISCRETION WITHOUT NOTICE AND/OR LIABILITY. ALL IMAGES, INCLUDING FEATURES, FINISHES, FURNISHINGS, VIEW AND SCALE ARE ILLUSTRATIVE ONLY. FINAL AREAS, ORIENTATION, DIMENSIONS, LAYOUT AND MATERIALS MAY DIFFER FROM THOSE STATED.



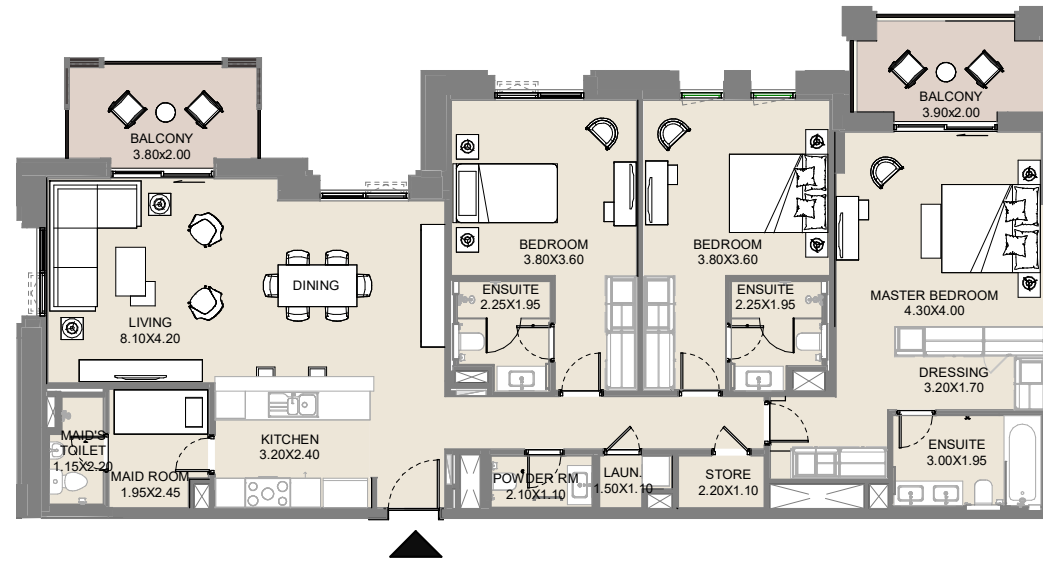
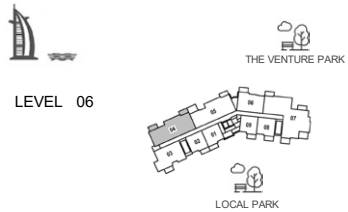
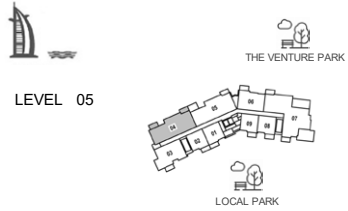
DISCLAIMER: PLANS, DETAILS AND UNIT ORIENTATION INCLUDED ARE INDICATIVE ONLY AND ARE SUBJECT TO CHANGE BY THE DEVELOPER/SELLER AT ITS SOLE DISCRETION WITHOUT NOTICE AND/OR LIABILITY. ALL IMAGES, INCLUDING FEATURES, FINISHES, FURNISHINGS, VIEW AND SCALE ARE ILLUSTRATIVE ONLY. FINAL AREAS, ORIENTATION, DIMENSIONS, LAYOUT AND MATERIALS MAY DIFFER FROM THOSE STATED.



3 BEDROOM

APARTMENT TYPE A1

LEVELS:5,6



UNIT No.	SUITE AREA		BALCONY AREA		TOTAL AREA	
	SQM	SQFT	SQM	SQFT	SQM	SQFT
504-604	153.79	1655.38	17.17	184.82	Min.	170.96 1840.20
	153.89	1656.46	17.17	184.82	Max.	171.06 1841.27

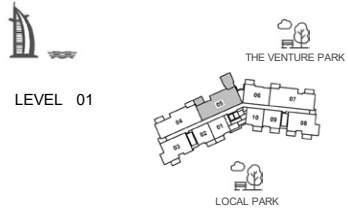


Lamaa

3 BEDROOM

APARTMENT TYPE B1

LEVELS:1



UNIT No.	SUITE AREA		BALCONY AREA		TOTAL AREA	
	SQM	SQFT	SQM	SQFT	SQM	SQFT
105	154.55	1663.56	43.02	463.06	197.57	2126.63



Lamaa

DISCLAIMER: PLANS, DETAILS AND UNIT ORIENTATION INCLUDED ARE INDICATIVE ONLY AND ARE SUBJECT TO CHANGE BY THE DEVELOPER/SELLER AT ITS SOLE DISCRETION WITHOUT NOTICE AND/OR LIABILITY. ALL IMAGES, INCLUDING FEATURES, FINISHES, FURNISHINGS, VIEW AND SCALE ARE ILLUSTRATIVE ONLY. FINAL AREAS, ORIENTATION, DIMENSIONS, LAYOUT AND MATERIALS MAY DIFFER FROM THOSE STATED.



DISCLAIMER: PLANS, DETAILS AND UNIT ORIENTATION INCLUDED ARE INDICATIVE ONLY AND ARE SUBJECT TO CHANGE BY THE DEVELOPER/SELLER AT ITS SOLE DISCRETION WITHOUT NOTICE AND/OR LIABILITY. ALL IMAGES, INCLUDING FEATURES, FINISHES, FURNISHINGS, VIEW AND SCALE ARE ILLUSTRATIVE ONLY. FINAL AREAS, ORIENTATION, DIMENSIONS, LAYOUT AND MATERIALS MAY DIFFER FROM THOSE STATED.



3 BEDROOM

APARTMENT TYPE B1

LEVELS:2,3,4,5,6



Lamaa

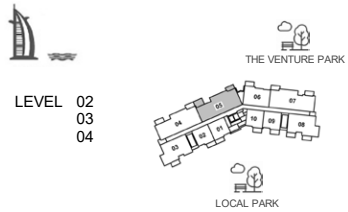
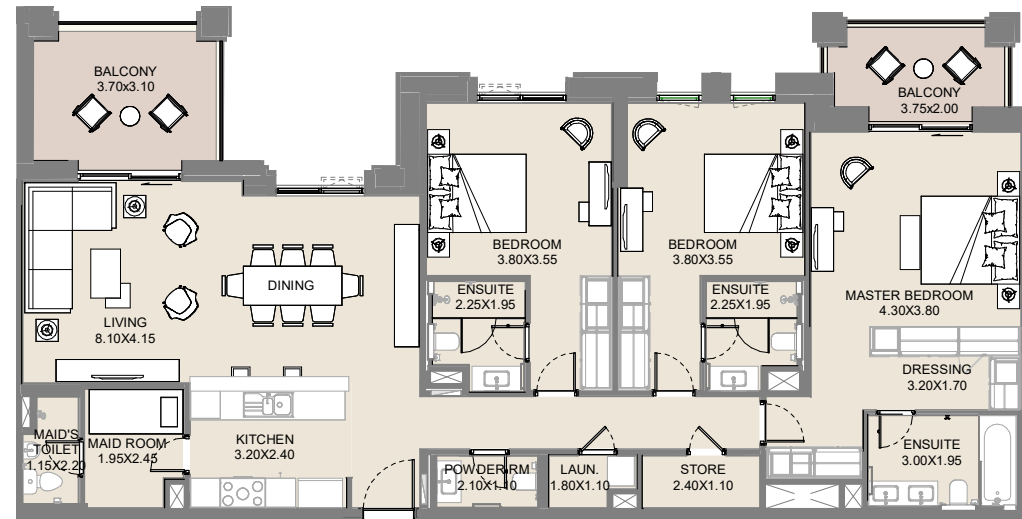
3 BEDROOM

APARTMENT TYPE B1

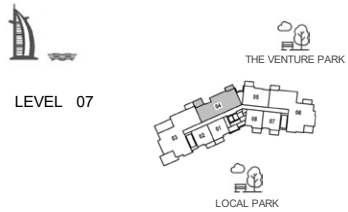
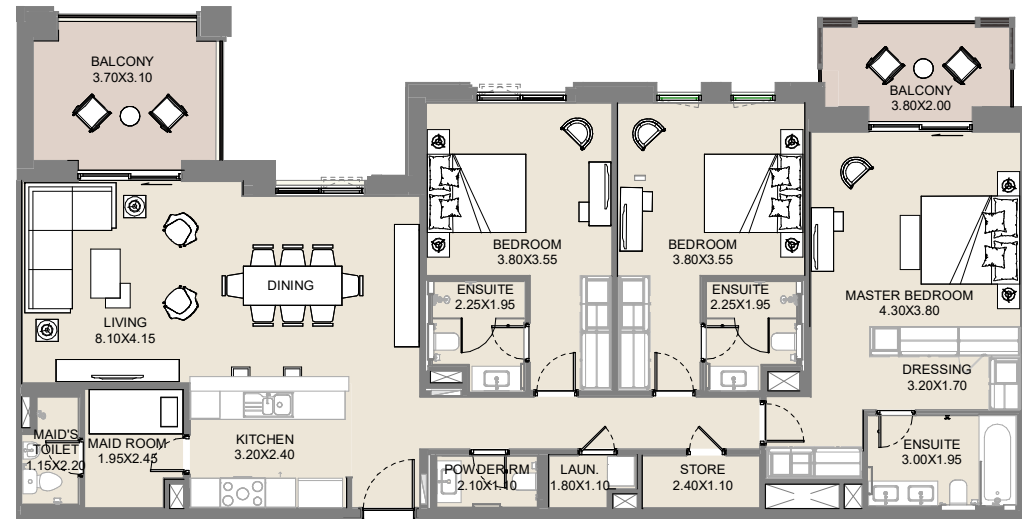
LEVELS:7



Lamaa



UNIT No.	SUITE AREA		BALCONY AREA		TOTAL AREA	
	SQM	SQFT	SQM	SQFT	SQM	SQFT
205-305-405 505-605	154.54	1663.45	19.53	210.22	Min. 174.07	1873.67
	154.56	1663.69	20.04	215.81	Max. 174.61	1879.50



UNIT No.	SUITE AREA		BALCONY AREA		TOTAL AREA	
	SQM	SQFT	SQM	SQFT	SQM	SQFT
704	154.56	1663.66	20.34	218.93	174.90	1882.60

DISCLAIMER: PLANS, DETAILS AND UNIT ORIENTATION INCLUDED ARE INDICATIVE ONLY AND ARE SUBJECT TO CHANGE BY THE DEVELOPER/SELLER AT ITS SOLE DISCRETION WITHOUT NOTICE AND/OR LIABILITY. ALL IMAGES, INCLUDING FEATURES, FINISHES, FURNISHINGS, VIEW AND SCALE ARE ILLUSTRATIVE ONLY. FINAL AREAS, ORIENTATION, DIMENSIONS, LAYOUT AND MATERIALS MAY DIFFER FROM THOSE STATED.



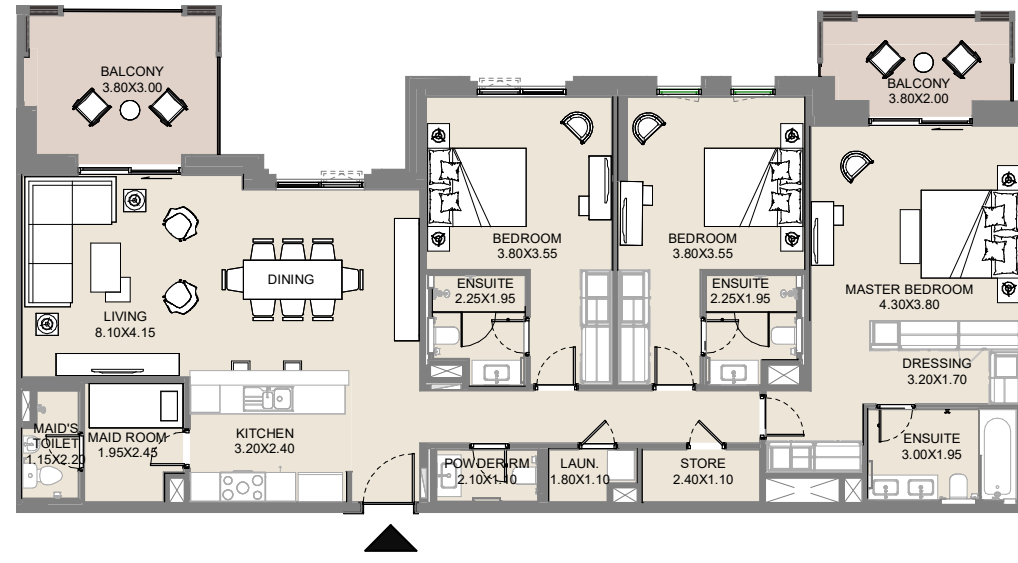
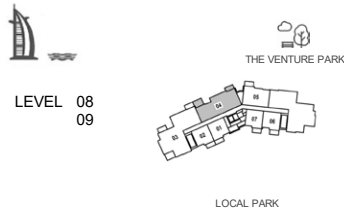
DISCLAIMER: PLANS, DETAILS AND UNIT ORIENTATION INCLUDED ARE INDICATIVE ONLY AND ARE SUBJECT TO CHANGE BY THE DEVELOPER/SELLER AT ITS SOLE DISCRETION WITHOUT NOTICE AND/OR LIABILITY. ALL IMAGES, INCLUDING FEATURES, FINISHES, FURNISHINGS, VIEW AND SCALE ARE ILLUSTRATIVE ONLY. FINAL AREAS, ORIENTATION, DIMENSIONS, LAYOUT AND MATERIALS MAY DIFFER FROM THOSE STATED.



3 BEDROOM

APARTMENT TYPE B1

LEVELS:8,9



UNIT No.	SUITE AREA		BALCONY AREA		TOTAL AREA		
	SQM	SQFT	SQM	SQFT		SQM	SQFT
804-904	154.16	1659.36	19.99	215.17	Min.	174.15	1874.53
	154.55	1663.56	19.99	215.17	Max.	174.54	1878.73

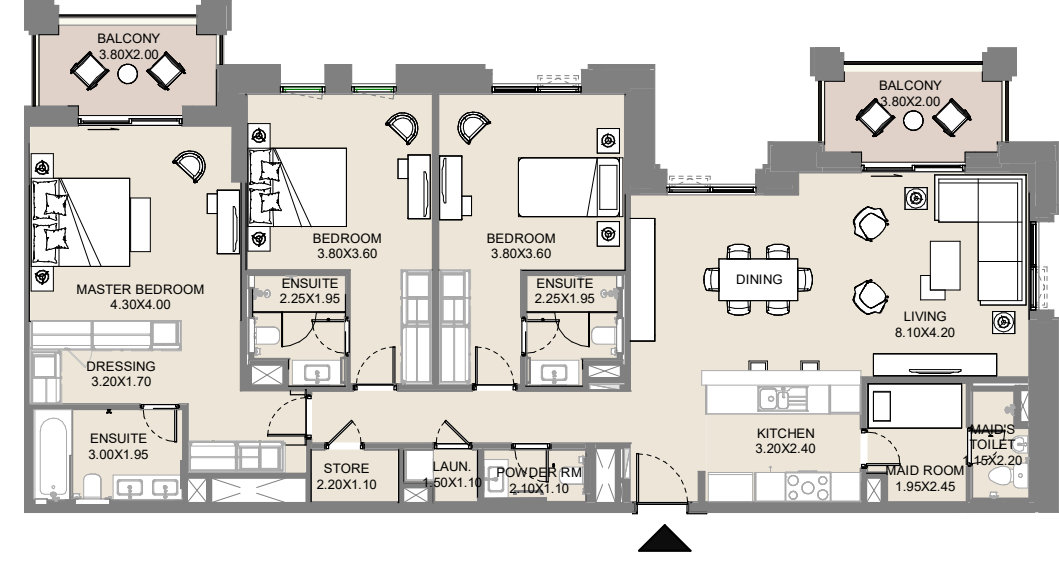
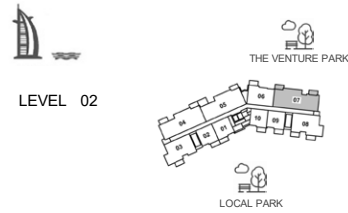
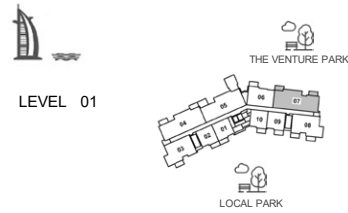


Lamaa

3 BEDROOM

APARTMENT TYPE A1

LEVELS:1,2



UNIT No.	SUITE AREA		BALCONY AREA		TOTAL AREA		
	SQM	SQFT	SQM	SQFT		SQM	SQFT
107-207	153.72	1654.63	15.32	164.90	Min.	169.04	1819.53
	153.72	1654.63	15.80	170.07	Max.	169.52	1824.70



Lamaa

DISCLAIMER: PLANS, DETAILS AND UNIT ORIENTATION INCLUDED ARE INDICATIVE ONLY AND ARE SUBJECT TO CHANGE BY THE DEVELOPER/SELLER AT ITS SOLE DISCRETION WITHOUT NOTICE AND/OR LIABILITY. ALL IMAGES, INCLUDING FEATURES, FINISHES, FURNISHINGS, VIEW AND SCALE ARE ILLUSTRATIVE ONLY. FINAL AREAS, ORIENTATION, DIMENSIONS, LAYOUT AND MATERIALS MAY DIFFER FROM THOSE STATED.



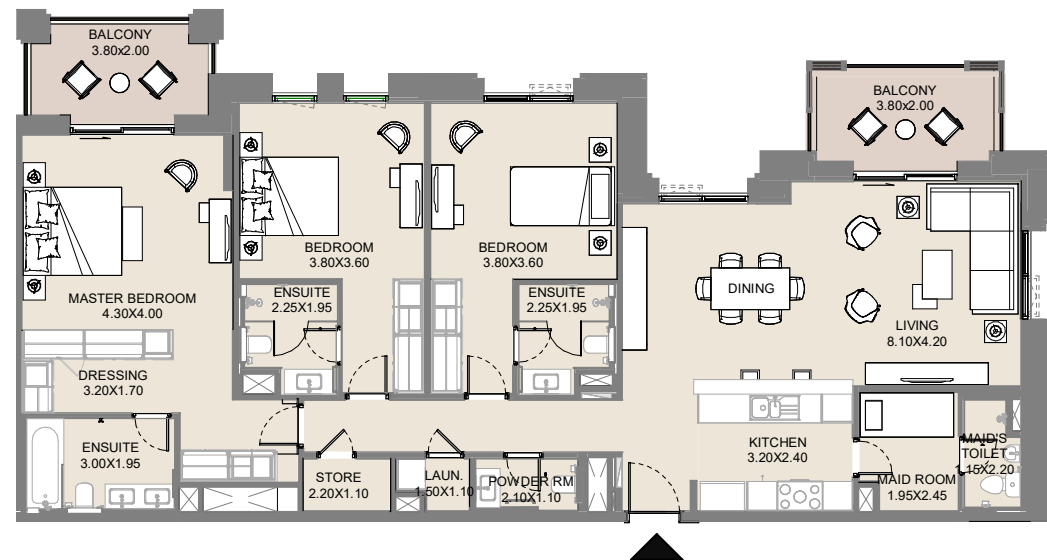
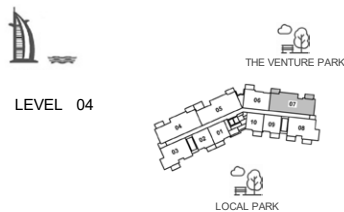
DISCLAIMER: PLANS, DETAILS AND UNIT ORIENTATION INCLUDED ARE INDICATIVE ONLY AND ARE SUBJECT TO CHANGE BY THE DEVELOPER/SELLER AT ITS SOLE DISCRETION WITHOUT NOTICE AND/OR LIABILITY. ALL IMAGES, INCLUDING FEATURES, FINISHES, FURNISHINGS, VIEW AND SCALE ARE ILLUSTRATIVE ONLY. FINAL AREAS, ORIENTATION, DIMENSIONS, LAYOUT AND MATERIALS MAY DIFFER FROM THOSE STATED.



3 BEDROOM

APARTMENT TYPE A1

LEVELS:4



UNIT No.	SUITE AREA		BALCONY AREA		TOTAL AREA	
	SQM	SQFT	SQM	SQFT	SQM	SQFT
407	153.72	1654.66	16.44	177.02	170.17	1831.68

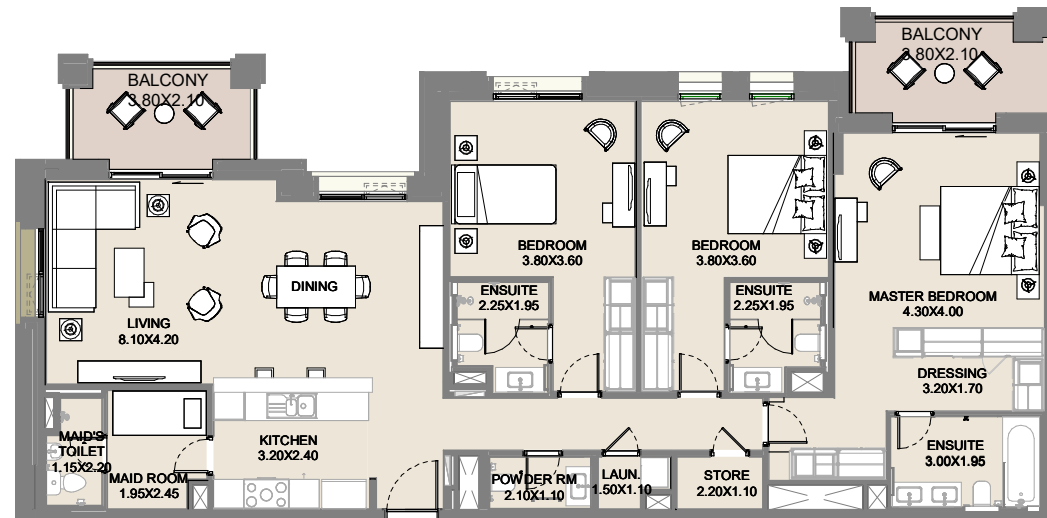
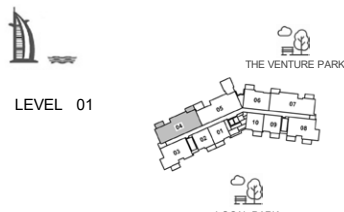


Lamaa

3 BEDROOMS

APARTMENT TYPE A1

LEVELS:1,2



UNIT No.	SUITE AREA		BALCONY AREA		TOTAL AREA	
	SQM	SQFT	SQM	SQFT	SQM	SQFT
104-204	153.83	1655.81	15.95	171.68	Min. 169.78	1827.50
	153.82	1655.70	16.42	176.74	Max. 170.24	1832.45



Lamaa

DISCLAIMER: PLANS, DETAILS AND UNIT ORIENTATION INCLUDED ARE INDICATIVE ONLY AND ARE SUBJECT TO CHANGE BY THE DEVELOPER/SELLER AT ITS SOLE DISCRETION WITHOUT NOTICE AND/OR LIABILITY. ALL IMAGES, INCLUDING FEATURES, FINISHES, FURNISHINGS, VIEW AND SCALE ARE ILLUSTRATIVE ONLY. FINAL AREAS, ORIENTATION, DIMENSIONS, LAYOUT AND MATERIALS MAY DIFFER FROM THOSE STATED.



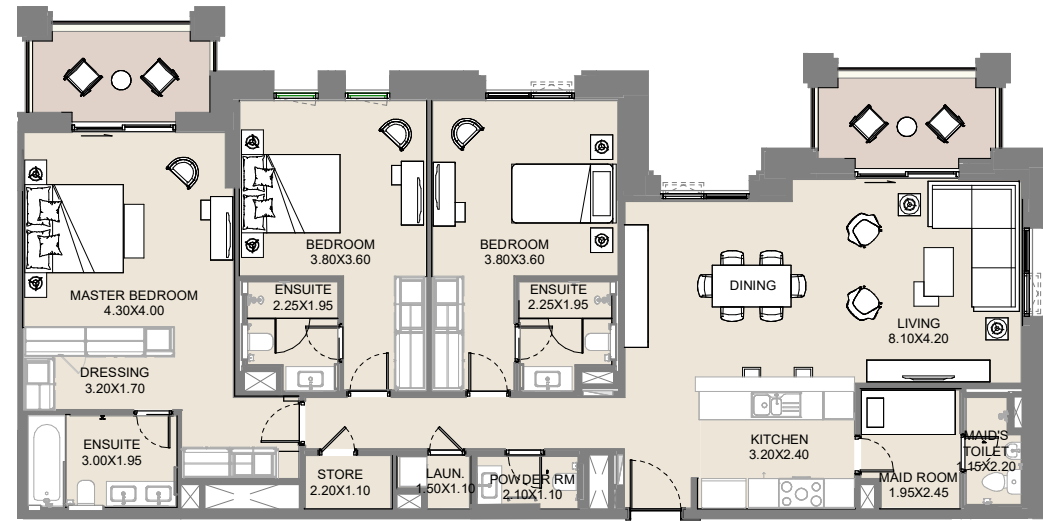
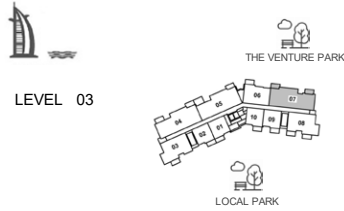
DISCLAIMER: PLANS, DETAILS AND UNIT ORIENTATION INCLUDED ARE INDICATIVE ONLY AND ARE SUBJECT TO CHANGE BY THE DEVELOPER/SELLER AT ITS SOLE DISCRETION WITHOUT NOTICE AND/OR LIABILITY. ALL IMAGES, INCLUDING FEATURES, FINISHES, FURNISHINGS, VIEW AND SCALE ARE ILLUSTRATIVE ONLY. FINAL AREAS, ORIENTATION, DIMENSIONS, LAYOUT AND MATERIALS MAY DIFFER FROM THOSE STATED.



3 BEDROOMS

APARTMENT TYPE A1

LEVELS:3



UNIT No.	SUITE AREA		BALCONY AREA		TOTAL AREA	
	SQM	SQFT	SQM	SQFT	SQM	SQFT
307	153.76	1655.06	16.27	175.13	170.03	1830.19

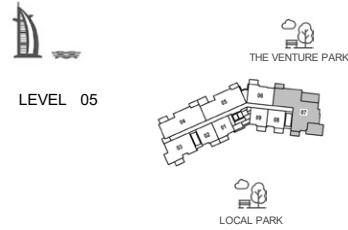


Lamaa

4 BEDROOM

APARTMENT TYPE A2

LEVELS:5



UNIT No.	SUITE AREA		BALCONY AREA		TOTAL AREA	
	SQM	SQFT	SQM	SQFT	SQM	SQFT
507	220.27	2370.97	86.06	926.34	306.33	3297.31



Lamaa

DISCLAIMER: PLANS, DETAILS AND UNIT ORIENTATION INCLUDED ARE INDICATIVE ONLY AND ARE SUBJECT TO CHANGE BY THE DEVELOPER/SELLER AT ITS SOLE DISCRETION WITHOUT NOTICE AND/OR LIABILITY. ALL IMAGES, INCLUDING FEATURES, FINISHES, FURNISHINGS, VIEW AND SCALE ARE ILLUSTRATIVE ONLY. FINAL AREAS, ORIENTATION, DIMENSIONS, LAYOUT AND MATERIALS MAY DIFFER FROM THOSE STATED.



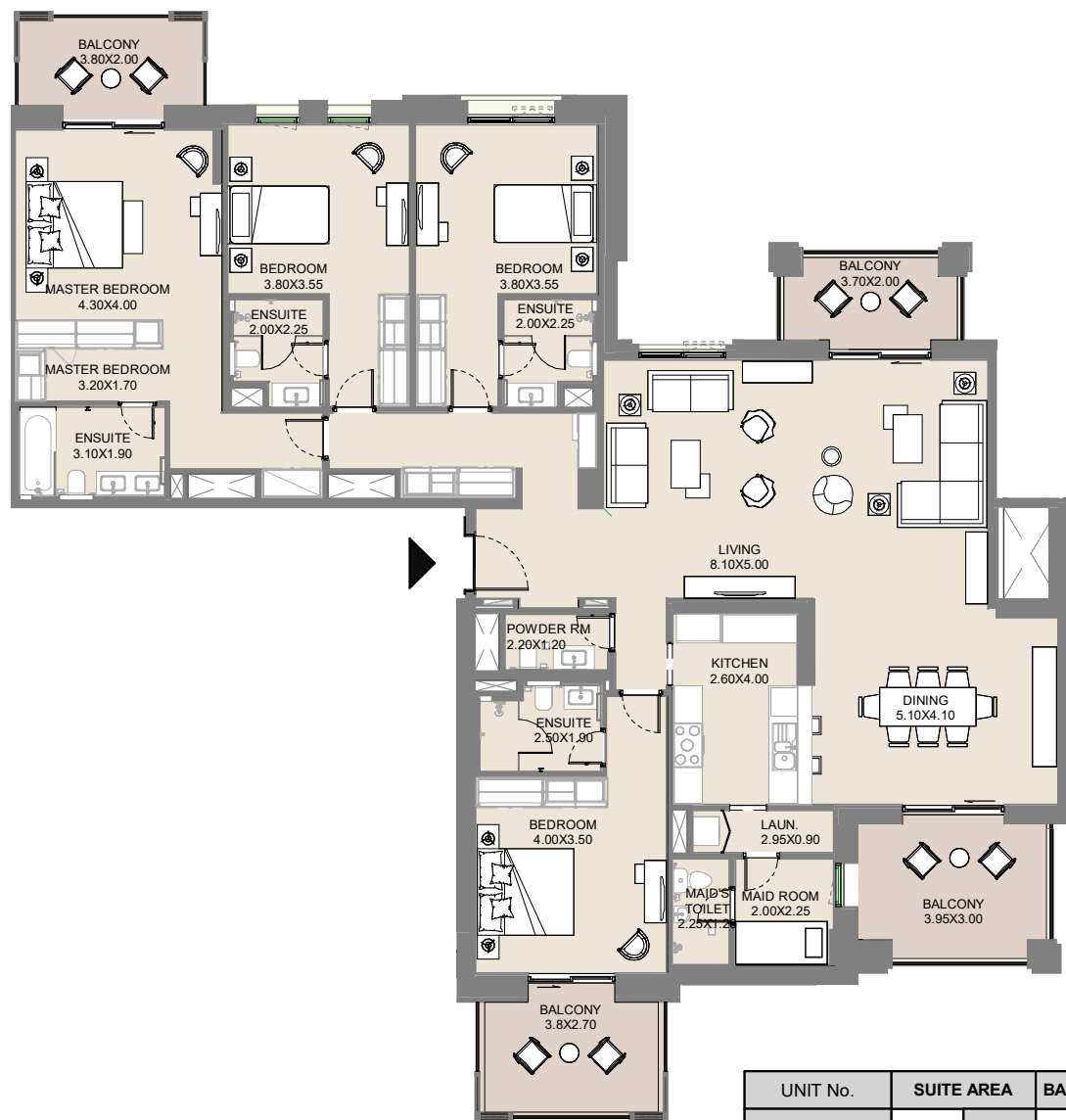
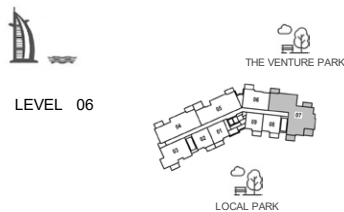
DISCLAIMER: PLANS, DETAILS AND UNIT ORIENTATION INCLUDED ARE INDICATIVE ONLY AND ARE SUBJECT TO CHANGE BY THE DEVELOPER/SELLER AT ITS SOLE DISCRETION WITHOUT NOTICE AND/OR LIABILITY. ALL IMAGES, INCLUDING FEATURES, FINISHES, FURNISHINGS, VIEW AND SCALE ARE ILLUSTRATIVE ONLY. FINAL AREAS, ORIENTATION, DIMENSIONS, LAYOUT AND MATERIALS MAY DIFFER FROM THOSE STATED.



4 BEDROOM

APARTMENT TYPE A2

LEVELS:6



UNIT No.	SUITE AREA		BALCONY AREA		TOTAL AREA	
	SQM	SQFT	SQM	SQFT	SQM	SQFT
607	220.27	2370.97	39.38	423.88	259.65	2794.85

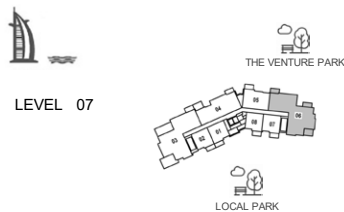


Lamaa

4 BEDROOM

APARTMENT TYPE A1

LEVELS:7



UNIT No.	SUITE AREA		BALCONY AREA		TOTAL AREA	
	SQM	SQFT	SQM	SQFT	SQM	SQFT
706	220.04	2368.49	29.34	315.81	249.38	2684.30



Lamaa

DISCLAIMER: PLANS, DETAILS AND UNIT ORIENTATION INCLUDED ARE INDICATIVE ONLY AND ARE SUBJECT TO CHANGE BY THE DEVELOPER/SELLER AT ITS SOLE DISCRETION WITHOUT NOTICE AND/OR LIABILITY. ALL IMAGES, INCLUDING FEATURES, FINISHES, FURNISHINGS, VIEW AND SCALE ARE ILLUSTRATIVE ONLY. FINAL AREAS, ORIENTATION, DIMENSIONS, LAYOUT AND MATERIALS MAY DIFFER FROM THOSE STATED.



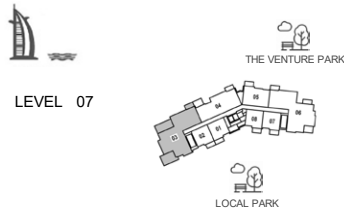
DISCLAIMER: PLANS, DETAILS AND UNIT ORIENTATION INCLUDED ARE INDICATIVE ONLY AND ARE SUBJECT TO CHANGE BY THE DEVELOPER/SELLER AT ITS SOLE DISCRETION WITHOUT NOTICE AND/OR LIABILITY. ALL IMAGES, INCLUDING FEATURES, FINISHES, FURNISHINGS, VIEW AND SCALE ARE ILLUSTRATIVE ONLY. FINAL AREAS, ORIENTATION, DIMENSIONS, LAYOUT AND MATERIALS MAY DIFFER FROM THOSE STATED.



4 BEDROOM

APARTMENT TYPE A1

LEVELS:7



UNIT No.	SUITE AREA		BALCONY AREA		TOTAL AREA	
	SQM	SQFT	SQM	SQFT	SQM	SQFT
703	220.21	2370.32	72.88	784.47	293.09	3154.79

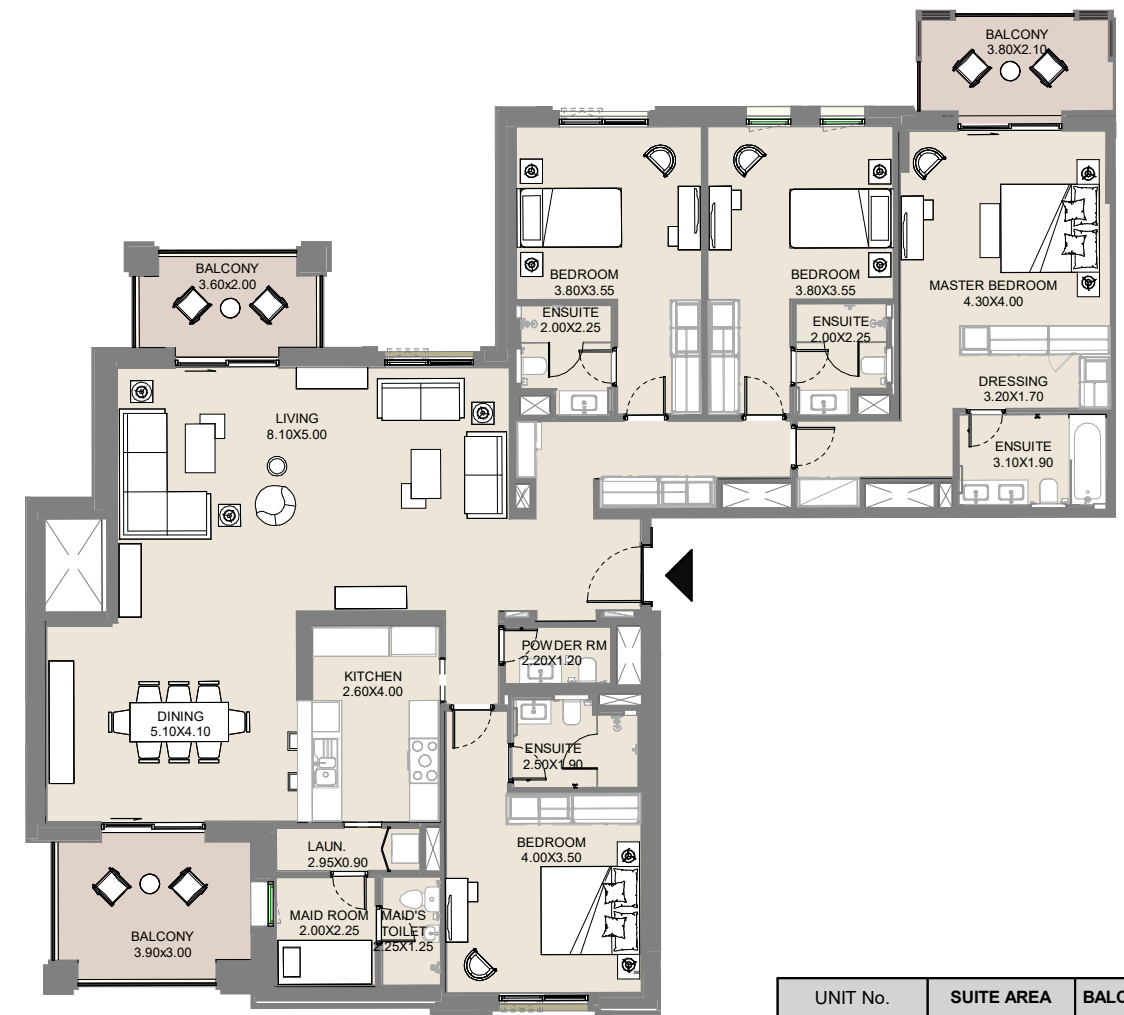
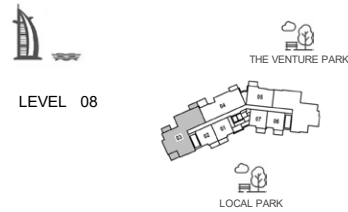


DISCLAIMER: PLANS, DETAILS AND UNIT ORIENTATION INCLUDED ARE INDICATIVE ONLY AND ARE SUBJECT TO CHANGE BY THE DEVELOPER/SELLER AT ITS SOLE DISCRETION WITHOUT NOTICE AND/OR LIABILITY. ALL IMAGES, INCLUDING FEATURES, FINISHES, FURNISHINGS, VIEW AND SCALE ARE ILLUSTRATIVE ONLY. FINAL AREAS, ORIENTATION, DIMENSIONS, LAYOUT AND MATERIALS MAY DIFFER FROM THOSE STATED.

4 BEDROOM

APARTMENT TYPE A1

LEVELS:8



UNIT No.	SUITE AREA		BALCONY AREA		TOTAL AREA	
	SQM	SQFT	SQM	SQFT	SQM	SQFT
803	220.17	2369.89	29.47	317.21	249.64	2687.10

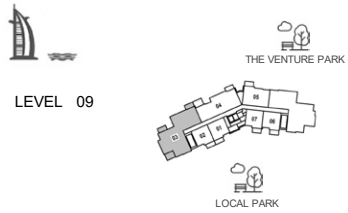


DISCLAIMER: PLANS, DETAILS AND UNIT ORIENTATION INCLUDED ARE INDICATIVE ONLY AND ARE SUBJECT TO CHANGE BY THE DEVELOPER/SELLER AT ITS SOLE DISCRETION WITHOUT NOTICE AND/OR LIABILITY. ALL IMAGES, INCLUDING FEATURES, FINISHES, FURNISHINGS, VIEW AND SCALE ARE ILLUSTRATIVE ONLY. FINAL AREAS, ORIENTATION, DIMENSIONS, LAYOUT AND MATERIALS MAY DIFFER FROM THOSE STATED.

4 BEDROOM

APARTMENT TYPE A1

LEVELS:9



UNIT No.	SUITE AREA		BALCONY AREA		TOTAL AREA	
	SQM	SQFT	SQM	SQFT	SQM	SQFT
903	220.66	2375.16	30.14	324.42	250.80	2699.59

MADINAT JUMEIRAH LIVING FLOOR PLANS LAMA 2

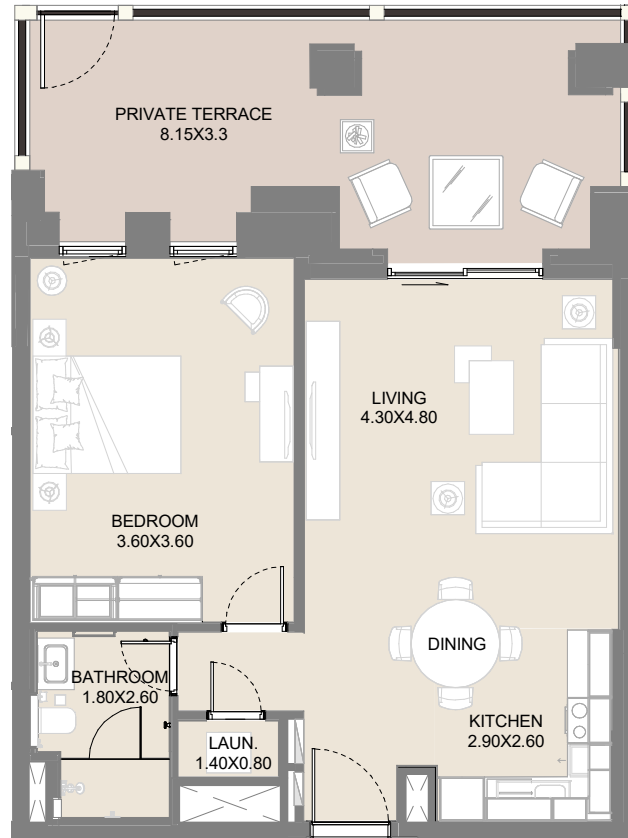
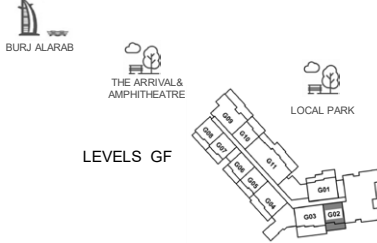
DISCLAIMER: PLANS, DETAILS AND UNIT ORIENTATION INCLUDED ARE INDICATIVE ONLY AND ARE SUBJECT TO CHANGE BY THE DEVELOPER/SELLER AT ITS SOLE DISCRETION WITHOUT NOTICE AND/OR LIABILITY. ALL IMAGES, INCLUDING FEATURES, FINISHES, FURNISHINGS, VIEW AND SCALE ARE ILLUSTRATIVE ONLY. FINAL AREAS, ORIENTATION, DIMENSIONS, LAYOUT AND MATERIALS MAY DIFFER FROM THOSE STATED.



1BEDROOM

APARTMENT TYPE B1

LEVELS:GR



UNIT No.	SUITE AREA		BALCONY AREA		TOTAL AREA	
	SQM	SQFT	SQM	SQFT	SQM	SQFT
G02	61.66	663.70	25.29	272.22	86.95	935.92

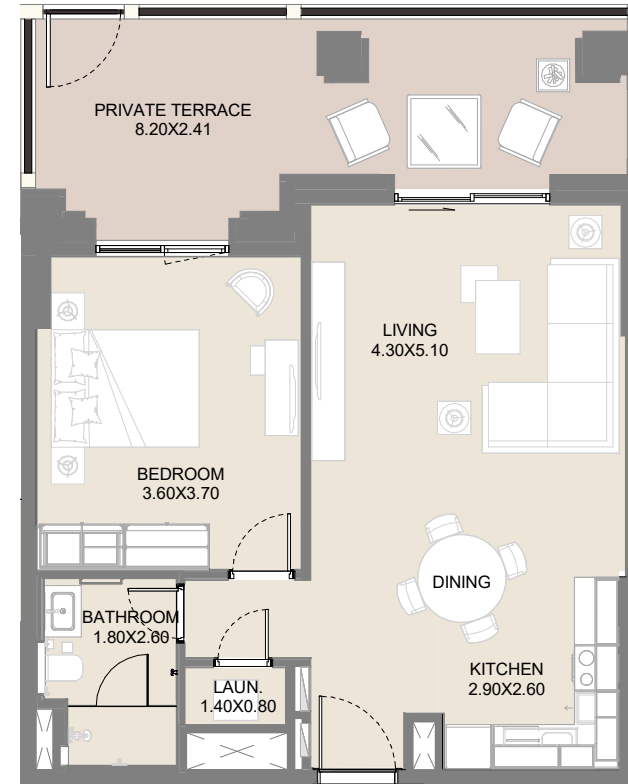
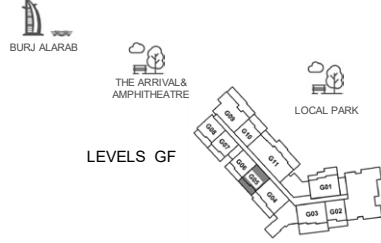


Lamaa

1BEDROOM

APARTMENT TYPE A1

LEVELS:GR



UNIT No.	SUITE AREA		BALCONY AREA		TOTAL AREA	
	SQM	SQFT	SQM	SQFT	SQM	SQFT
G05	60.45	650.68	21.72	233.79	82.17	884.47



Lamaa

DISCLAIMER: PLANS, DETAILS AND UNIT ORIENTATION INCLUDED ARE INDICATIVE ONLY AND ARE SUBJECT TO CHANGE BY THE DEVELOPER/SELLER AT ITS SOLE DISCRETION WITHOUT NOTICE AND/OR LIABILITY. ALL IMAGES, INCLUDING FEATURES, FINISHES, FURNISHINGS, VIEW AND SCALE ARE ILLUSTRATIVE ONLY. FINAL AREAS, ORIENTATION, DIMENSIONS, LAYOUT AND MATERIALS MAY DIFFER FROM THOSE STATED.



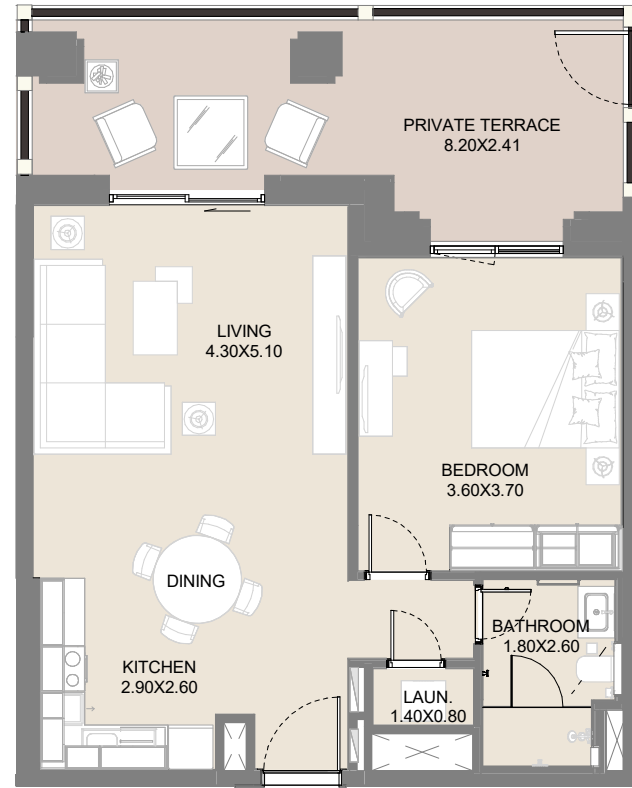
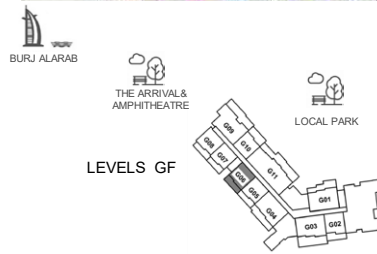
DISCLAIMER: PLANS, DETAILS AND UNIT ORIENTATION INCLUDED ARE INDICATIVE ONLY AND ARE SUBJECT TO CHANGE BY THE DEVELOPER/SELLER AT ITS SOLE DISCRETION WITHOUT NOTICE AND/OR LIABILITY. ALL IMAGES, INCLUDING FEATURES, FINISHES, FURNISHINGS, VIEW AND SCALE ARE ILLUSTRATIVE ONLY. FINAL AREAS, ORIENTATION, DIMENSIONS, LAYOUT AND MATERIALS MAY DIFFER FROM THOSE STATED.



1BEDROOM

APARTMENT TYPE A1

LEVELS:GR



UNIT No.	SUITE AREA		BALCONY AREA		TOTAL AREA	
	SQM	SQFT	SQM	SQFT	SQM	SQFT
G06	61.07	657.30	21.76	234.22	82.83	891.57

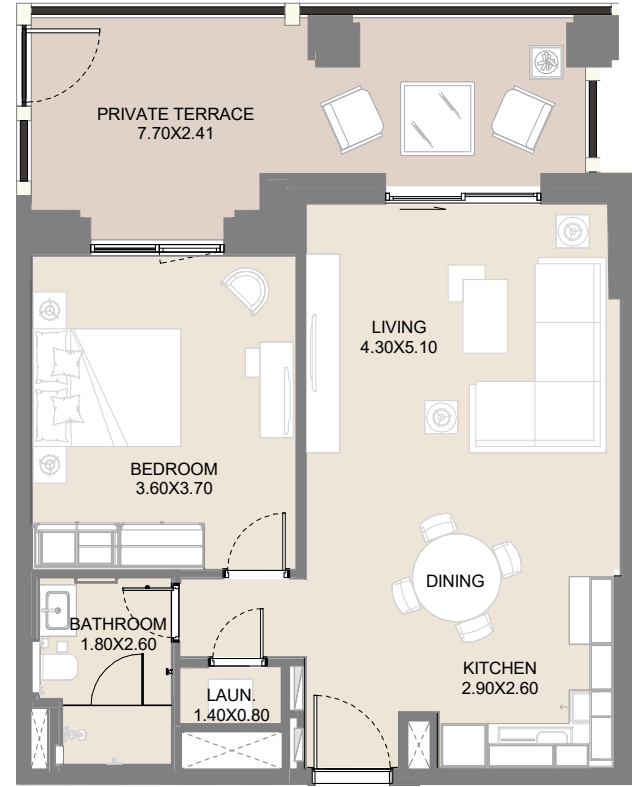
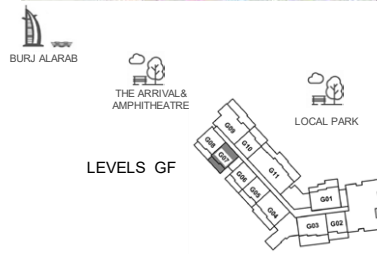


Lamaa

1BEDROOM

APARTMENT TYPE A1

LEVELS:GR



UNIT No.	SUITE AREA		BALCONY AREA		TOTAL AREA	
	SQM	SQFT	SQM	SQFT	SQM	SQFT
G07	61.07	657.35	20.63	222.04	81.70	879.41



Lamaa

DISCLAIMER: PLANS, DETAILS AND UNIT ORIENTATION INCLUDED ARE INDICATIVE ONLY AND ARE SUBJECT TO CHANGE BY THE DEVELOPER/SELLER AT ITS SOLE DISCRETION WITHOUT NOTICE AND/OR LIABILITY. ALL IMAGES, INCLUDING FEATURES, FINISHES, FURNISHINGS, VIEW AND SCALE ARE ILLUSTRATIVE ONLY. FINAL AREAS, ORIENTATION, DIMENSIONS, LAYOUT AND MATERIALS MAY DIFFER FROM THOSE STATED.



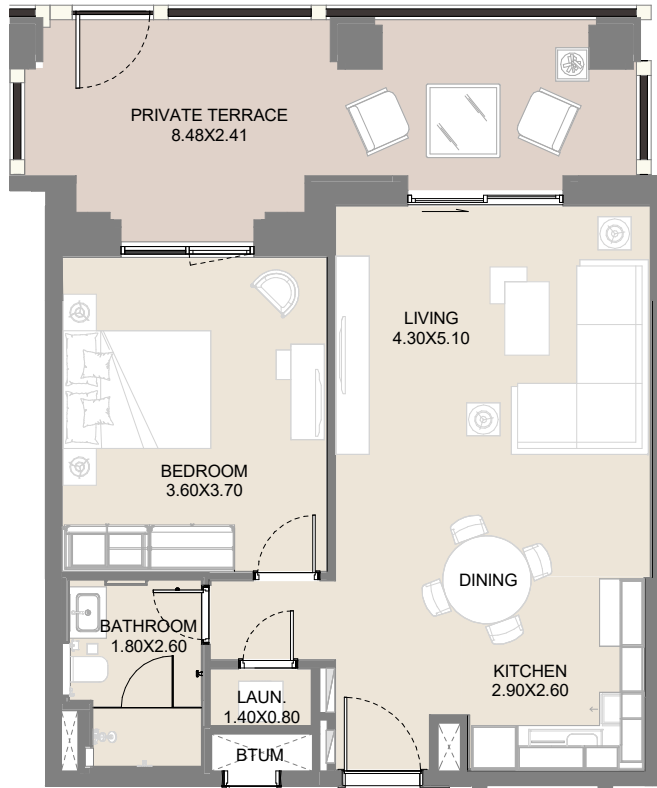
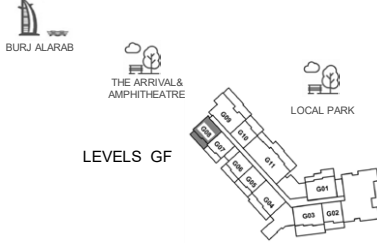
DISCLAIMER: PLANS, DETAILS AND UNIT ORIENTATION INCLUDED ARE INDICATIVE ONLY AND ARE SUBJECT TO CHANGE BY THE DEVELOPER/SELLER AT ITS SOLE DISCRETION WITHOUT NOTICE AND/OR LIABILITY. ALL IMAGES, INCLUDING FEATURES, FINISHES, FURNISHINGS, VIEW AND SCALE ARE ILLUSTRATIVE ONLY. FINAL AREAS, ORIENTATION, DIMENSIONS, LAYOUT AND MATERIALS MAY DIFFER FROM THOSE STATED.



1BEDROOM

APARTMENT TYPE A1

LEVELS:GR



UNIT No.	SUITE AREA		BALCONY AREA		TOTAL AREA	
	SQM	SQFT	SQM	SQFT	SQM	SQFT
G08						
	60.45	650.62	22.32	240.23	82.77	890.85

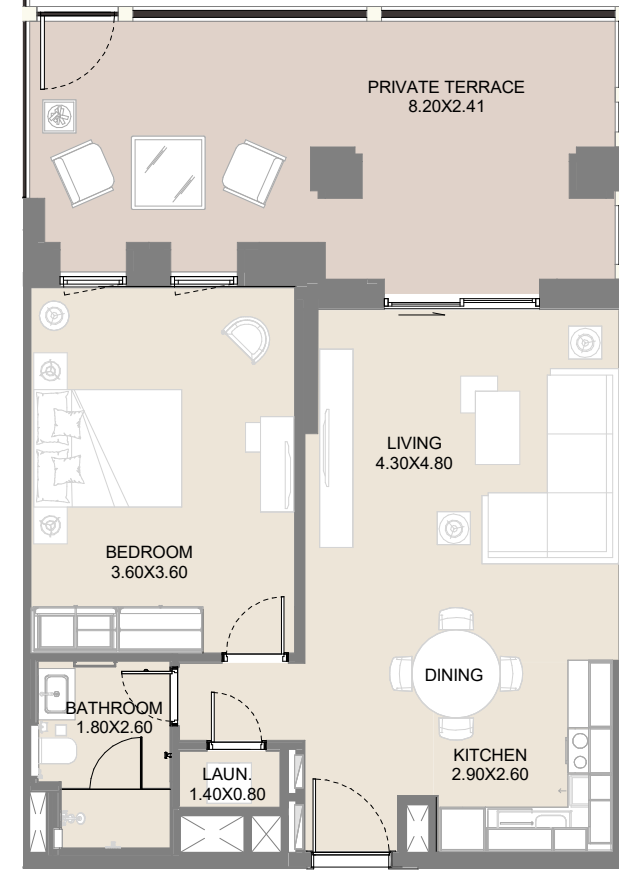
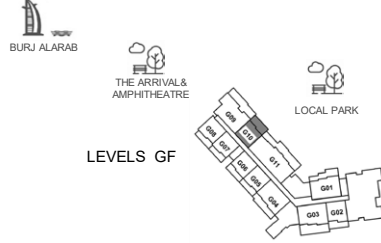


Lamaa

1BEDROOM

APARTMENT TYPE B1

LEVELS:GR



UNIT No.	SUITE AREA		BALCONY AREA		TOTAL AREA	
	SQM	SQFT	SQM	SQFT	SQM	SQFT
G10						
	61.68	663.92	29.12	313.41	90.80	977.36



Lamaa

DISCLAIMER: PLANS, DETAILS AND UNIT ORIENTATION INCLUDED ARE INDICATIVE ONLY AND ARE SUBJECT TO CHANGE BY THE DEVELOPER/SELLER AT ITS SOLE DISCRETION WITHOUT NOTICE AND/OR LIABILITY. ALL IMAGES, INCLUDING FEATURES, FINISHES, FURNISHINGS, VIEW AND SCALE ARE ILLUSTRATIVE ONLY. FINAL AREAS, ORIENTATION, DIMENSIONS, LAYOUT AND MATERIALS MAY DIFFER FROM THOSE STATED.



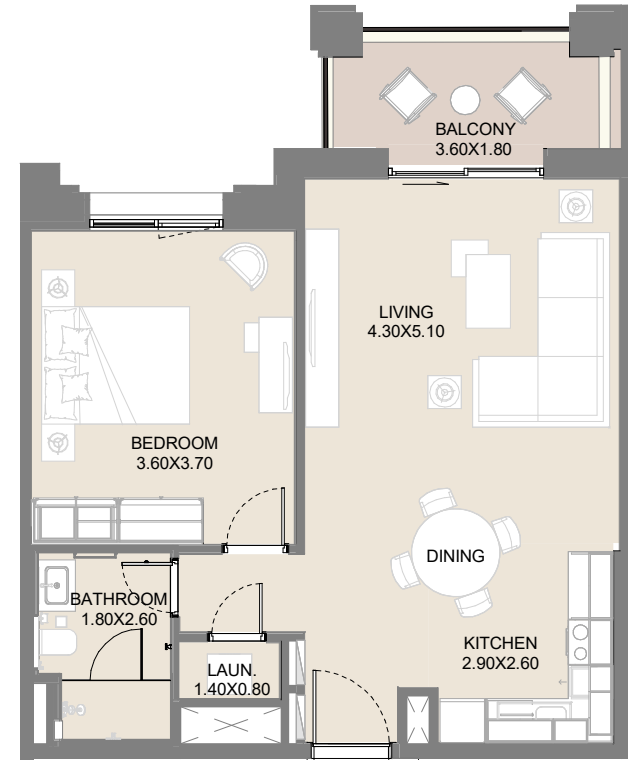
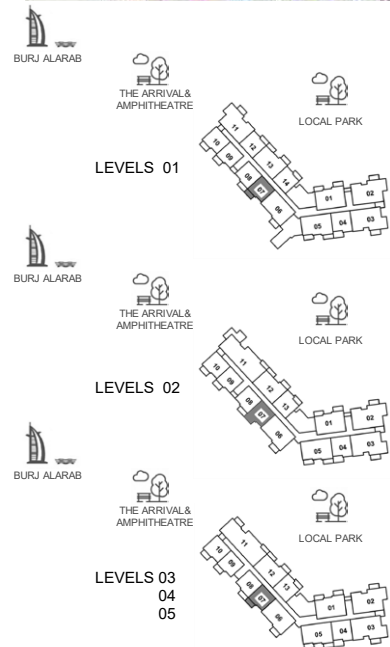
DISCLAIMER: PLANS, DETAILS AND UNIT ORIENTATION INCLUDED ARE INDICATIVE ONLY AND ARE SUBJECT TO CHANGE BY THE DEVELOPER/SELLER AT ITS SOLE DISCRETION WITHOUT NOTICE AND/OR LIABILITY. ALL IMAGES, INCLUDING FEATURES, FINISHES, FURNISHINGS, VIEW AND SCALE ARE ILLUSTRATIVE ONLY. FINAL AREAS, ORIENTATION, DIMENSIONS, LAYOUT AND MATERIALS MAY DIFFER FROM THOSE STATED.



1BEDROOM

APARTMENT TYPE A1

LEVELS:1,2,3,4,5



UNIT No.	SUITE AREA		BALCONY AREA		TOTAL AREA		
	SQM	SQFT	SQM	SQFT	SQM	SQFT	SQM
107-207-307 407-507	60.45	650.68	7.44	80.08	Min.	67.89	730.76
	60.45	650.68	7.96	85.68	Max.	68.41	736.36

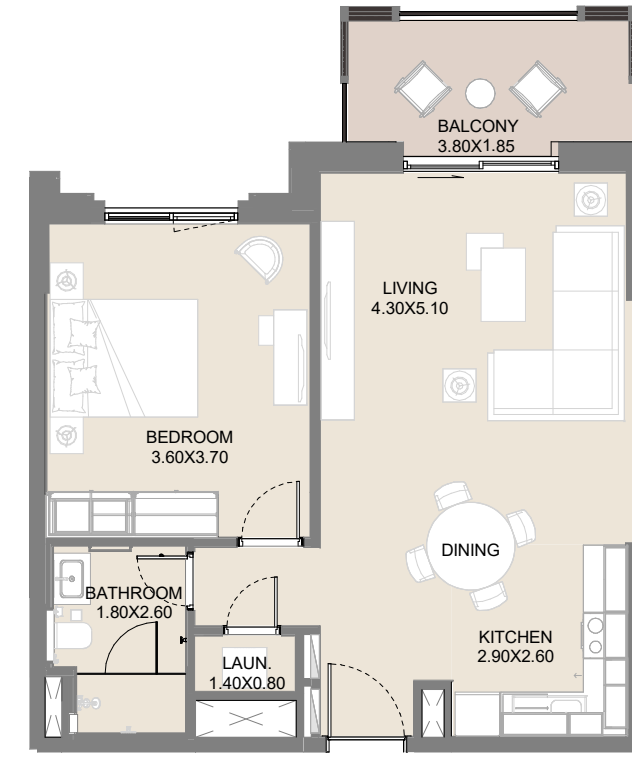
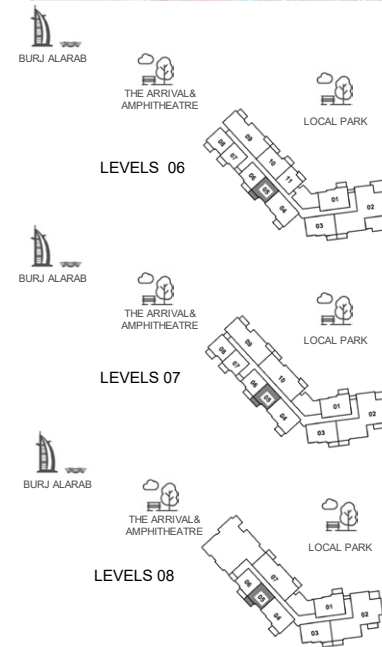


Lamaa

1BEDROOM

APARTMENT TYPE A1

LEVELS:6,7,8



UNIT No.	SUITE AREA		BALCONY AREA		TOTAL AREA		
	SQM	SQFT	SQM	SQFT	SQM	SQFT	SQM
605-705-805	60.45	650.68	7.84	84.39	Min.	68.29	735.07
	60.49	651.11	7.86	84.60	Max.	68.35	735.71



Lamaa

DISCLAIMER: PLANS, DETAILS AND UNIT ORIENTATION INCLUDED ARE INDICATIVE ONLY AND ARE SUBJECT TO CHANGE BY THE DEVELOPER/SELLER AT ITS SOLE DISCRETION WITHOUT NOTICE AND/OR LIABILITY. ALL IMAGES, INCLUDING FEATURES, FINISHES, FURNISHINGS, VIEW AND SCALE ARE ILLUSTRATIVE ONLY. FINAL AREAS, ORIENTATION, DIMENSIONS, LAYOUT AND MATERIALS MAY DIFFER FROM THOSE STATED.



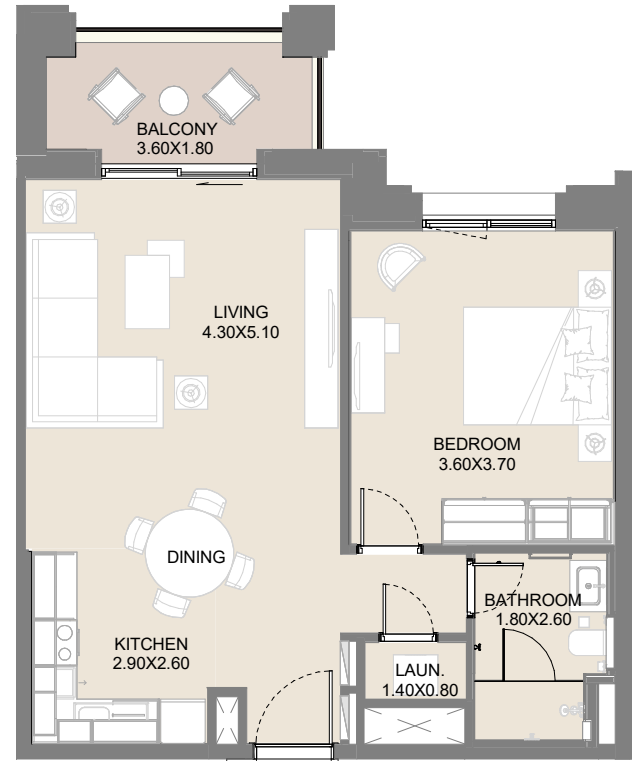
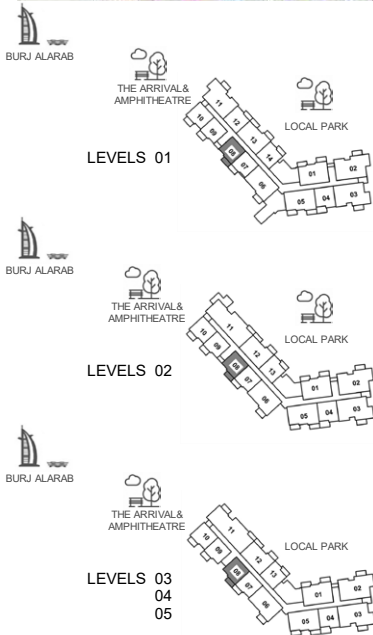
DISCLAIMER: PLANS, DETAILS AND UNIT ORIENTATION INCLUDED ARE INDICATIVE ONLY AND ARE SUBJECT TO CHANGE BY THE DEVELOPER/SELLER AT ITS SOLE DISCRETION WITHOUT NOTICE AND/OR LIABILITY. ALL IMAGES, INCLUDING FEATURES, FINISHES, FURNISHINGS, VIEW AND SCALE ARE ILLUSTRATIVE ONLY. FINAL AREAS, ORIENTATION, DIMENSIONS, LAYOUT AND MATERIALS MAY DIFFER FROM THOSE STATED.



1BEDROOM

APARTMENT TYPE A1

LEVELS:1,2,3,4,5



UNIT No.	SUITE AREA		BALCONY AREA		TOTAL AREA		
	SQM	SQFT	SQM	SQFT	SQM	SQFT	SQM
108-208-308 408-508	61.07	657.35	7.45	80.19	Min.	68.52	737.54
	61.06	657.24	7.96	85.68	Max.	69.02	742.93

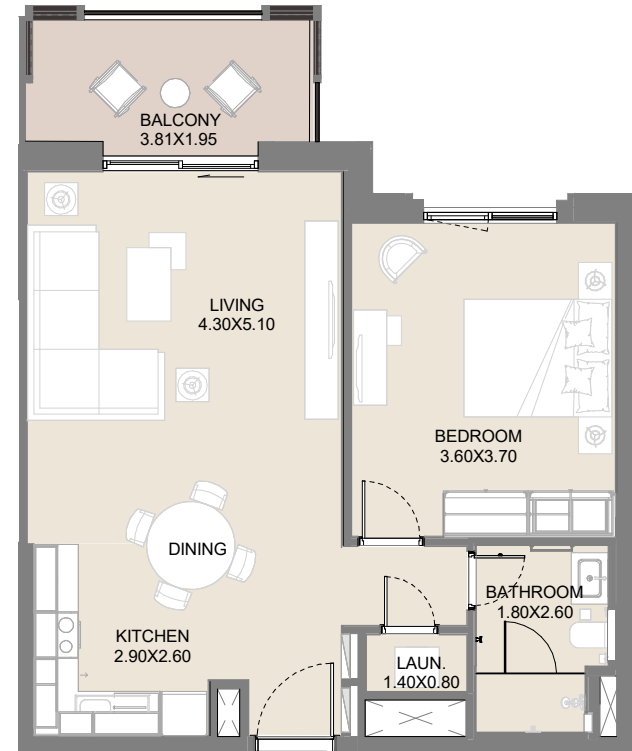
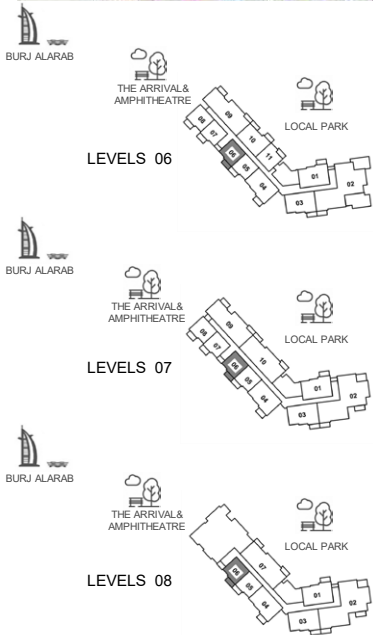


Lamaa

1BEDROOM

APARTMENT TYPE A1

LEVELS:6,7,8



UNIT No.	SUITE AREA		BALCONY AREA		TOTAL AREA		
	SQM	SQFT	SQM	SQFT	SQM	SQFT	SQM
606-706-806	61.05	657.14	7.87	84.71	Min.	68.92	741.85
	61.06	657.24	7.87	84.71	Max.	68.93	741.96



Lamaa

DISCLAIMER: PLANS, DETAILS AND UNIT ORIENTATION INCLUDED ARE INDICATIVE ONLY AND ARE SUBJECT TO CHANGE BY THE DEVELOPER/SELLER AT ITS SOLE DISCRETION WITHOUT NOTICE AND/OR LIABILITY. ALL IMAGES, INCLUDING FEATURES, FINISHES, FURNISHINGS, VIEW AND SCALE ARE ILLUSTRATIVE ONLY. FINAL AREAS, ORIENTATION, DIMENSIONS, LAYOUT AND MATERIALS MAY DIFFER FROM THOSE STATED.



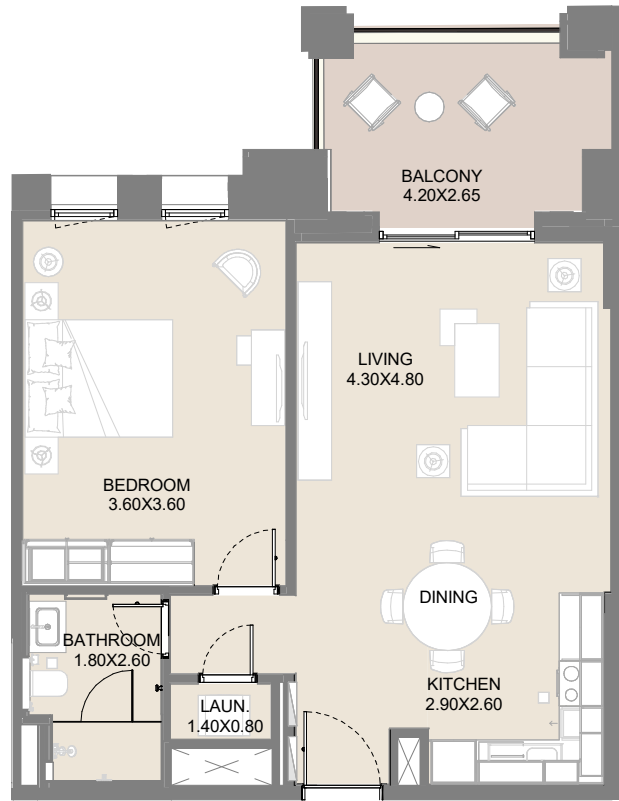
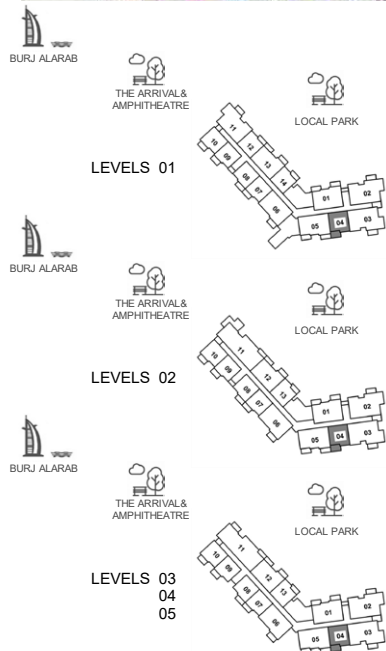
DISCLAIMER: PLANS, DETAILS AND UNIT ORIENTATION INCLUDED ARE INDICATIVE ONLY AND ARE SUBJECT TO CHANGE BY THE DEVELOPER/SELLER AT ITS SOLE DISCRETION WITHOUT NOTICE AND/OR LIABILITY. ALL IMAGES, INCLUDING FEATURES, FINISHES, FURNISHINGS, VIEW AND SCALE ARE ILLUSTRATIVE ONLY. FINAL AREAS, ORIENTATION, DIMENSIONS, LAYOUT AND MATERIALS MAY DIFFER FROM THOSE STATED.



1BEDROOM

APARTMENT TYPE B1

LEVELS:1,2,3,4,5



UNIT No.	SUITE AREA		BALCONY AREA		TOTAL AREA		
	SQM	SQFT	SQM	SQFT	SQM	SQFT	
104-204-304 404-504	61.66	663.70	10.46	112.59	Min.	72.12	776.29
	61.72	664.35	10.98	118.19	Max.	72.70	782.54

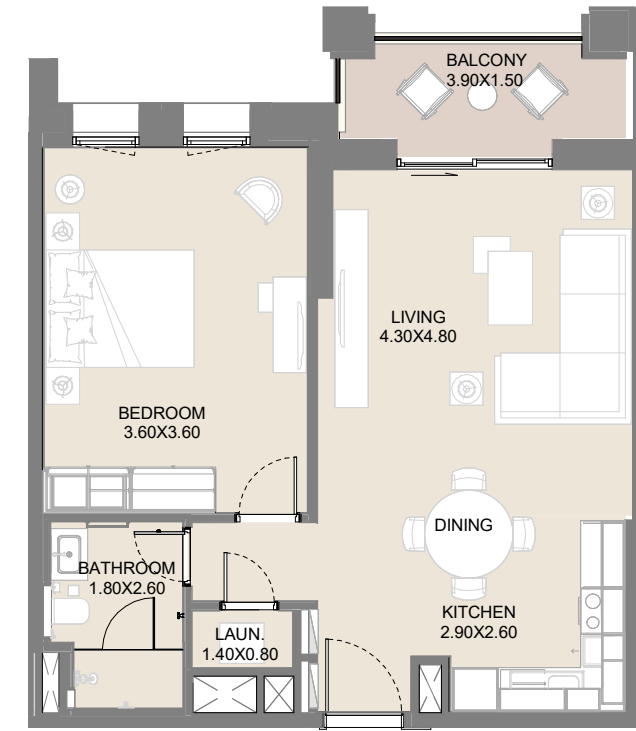
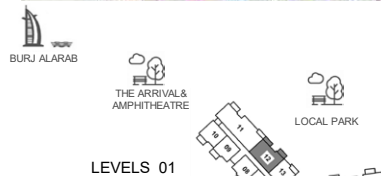


Lamaa

1BEDROOM

APARTMENT TYPE B1

LEVELS:1



UNIT No.	SUITE AREA		BALCONY AREA		TOTAL AREA	
	SQM	SQFT	SQM	SQFT	SQM	SQFT
112	61.74	664.50	6.46	69.52	68.20	734.03



Lamaa

DISCLAIMER: PLANS, DETAILS AND UNIT ORIENTATION INCLUDED ARE INDICATIVE ONLY AND ARE SUBJECT TO CHANGE BY THE DEVELOPER/SELLER AT ITS SOLE DISCRETION WITHOUT NOTICE AND/OR LIABILITY. ALL IMAGES, INCLUDING FEATURES, FINISHES, FURNISHINGS, VIEW AND SCALE ARE ILLUSTRATIVE ONLY. FINAL AREAS, ORIENTATION, DIMENSIONS, LAYOUT AND MATERIALS MAY DIFFER FROM THOSE STATED.



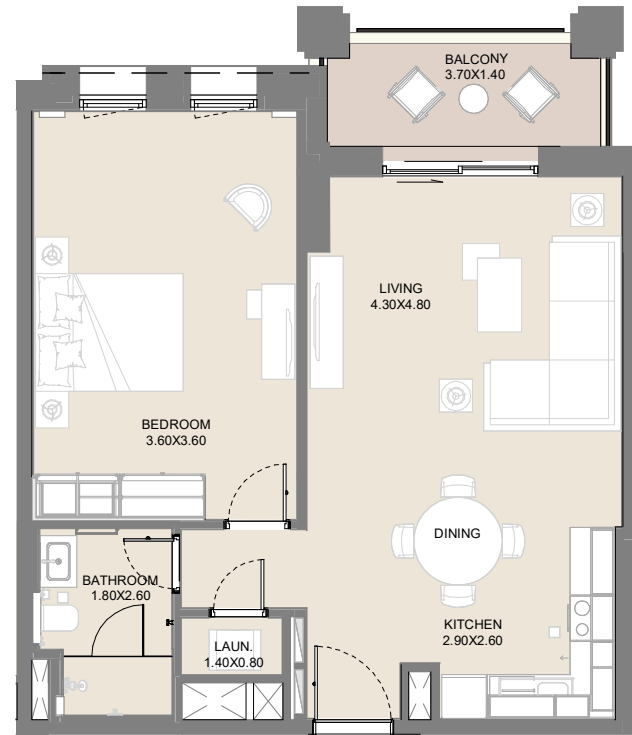
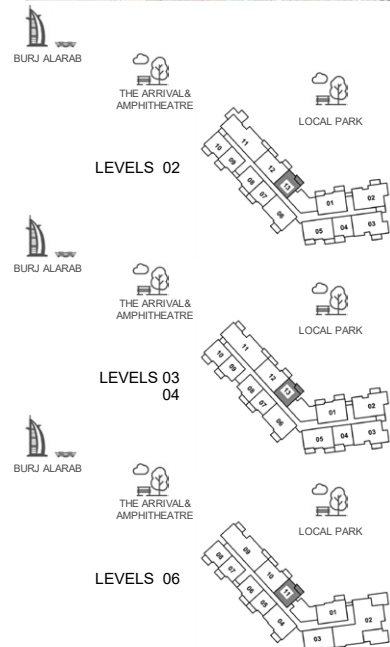
DISCLAIMER: PLANS, DETAILS AND UNIT ORIENTATION INCLUDED ARE INDICATIVE ONLY AND ARE SUBJECT TO CHANGE BY THE DEVELOPER/SELLER AT ITS SOLE DISCRETION WITHOUT NOTICE AND/OR LIABILITY. ALL IMAGES, INCLUDING FEATURES, FINISHES, FURNISHINGS, VIEW AND SCALE ARE ILLUSTRATIVE ONLY. FINAL AREAS, ORIENTATION, DIMENSIONS, LAYOUT AND MATERIALS MAY DIFFER FROM THOSE STATED.



1BEDROOM

APARTMENT TYPE B2

LEVELS:2,3,4,6



UNIT No.	SUITE AREA		BALCONY AREA		TOTAL AREA		
	SQM	SQFT	SQM	SQFT	SQM	SQFT	SQFT
213-313-413-611	64.00	688.89	6.86	73.84	Min.	70.86	762.73
	64.00	688.89	7.24	77.93	Max.	71.24	766.82

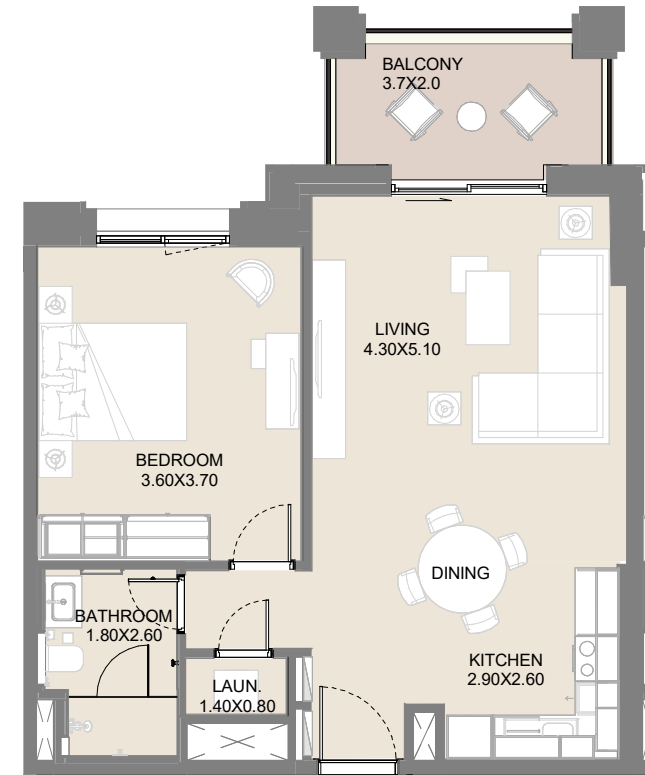
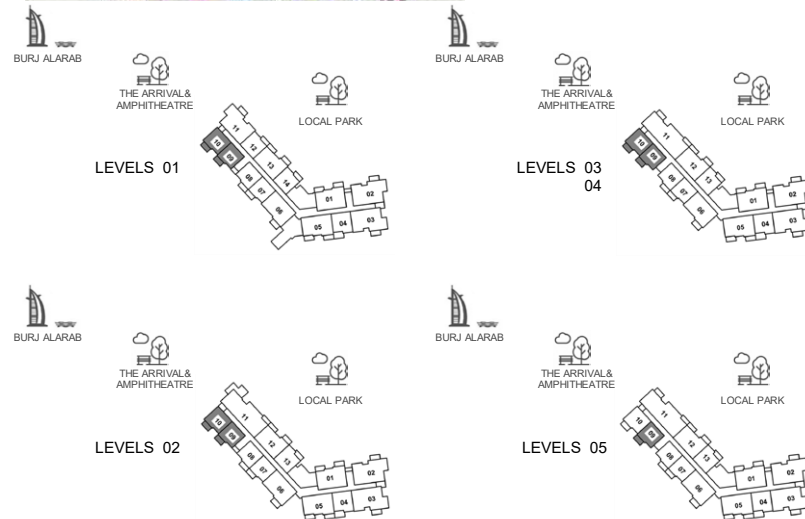


Lamaa

1 BEDROOM

APARTMENT TYPE A1

LEVELS:1,2,3,4,5



UNIT No.	SUITE AREA		BALCONY AREA		TOTAL AREA		
	SQM	SQFT	SQM	SQFT	SQM	SQFT	SQFT
109-110-209	60.45	650.68	7.70	82.88	Min.	68.15	733.56
210-309-310	61.06	657.24	8.18	88.05	Max.	69.24	745.29



Lamaa

DISCLAIMER: PLANS, DETAILS AND UNIT ORIENTATION INCLUDED ARE INDICATIVE ONLY AND ARE SUBJECT TO CHANGE BY THE DEVELOPER/SELLER AT ITS SOLE DISCRETION WITHOUT NOTICE AND/OR LIABILITY. ALL IMAGES, INCLUDING FEATURES, FINISHES, FURNISHINGS, VIEW AND SCALE ARE ILLUSTRATIVE ONLY. FINAL AREAS, ORIENTATION, DIMENSIONS, LAYOUT AND MATERIALS MAY DIFFER FROM THOSE STATED.



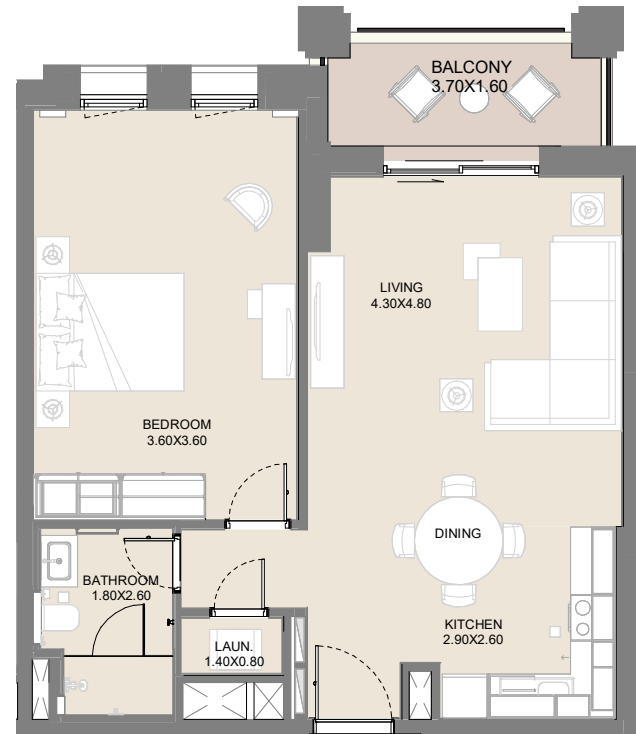
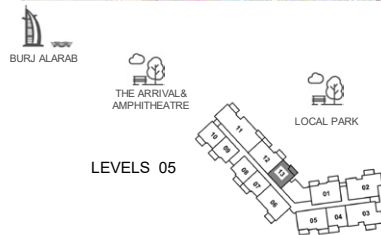
DISCLAIMER: PLANS, DETAILS AND UNIT ORIENTATION INCLUDED ARE INDICATIVE ONLY AND ARE SUBJECT TO CHANGE BY THE DEVELOPER/SELLER AT ITS SOLE DISCRETION WITHOUT NOTICE AND/OR LIABILITY. ALL IMAGES, INCLUDING FEATURES, FINISHES, FURNISHINGS, VIEW AND SCALE ARE ILLUSTRATIVE ONLY. FINAL AREAS, ORIENTATION, DIMENSIONS, LAYOUT AND MATERIALS MAY DIFFER FROM THOSE STATED.



1 BEDROOM

APARTMENT TYPE B2

LEVELS:5



UNIT No.	SUITE AREA		BALCONY AREA		TOTAL AREA	
	SQM	SQFT	SQM	SQFT	SQM	SQFT
513	64.00	688.83	7.30	78.56	71.30	767.40

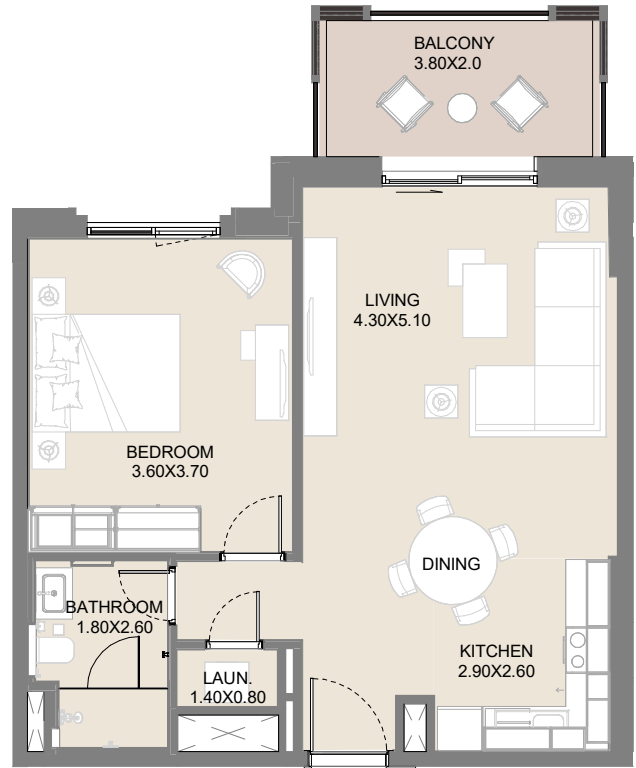
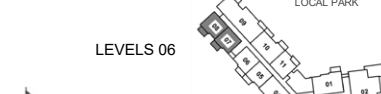
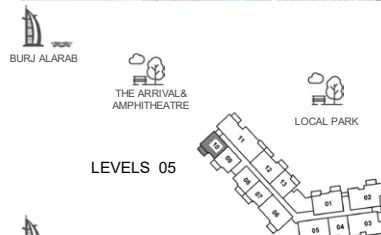


Lamaa

1 BEDROOM

APARTMENT TYPE A1

LEVELS:5,6,7



UNIT No.	SUITE AREA		BALCONY AREA		TOTAL AREA		
	SQM	SQFT	SQM	SQFT	SQM	SQFT	
510-607-608 707-708	60.45	650.68	8.38	90.20	Min.	68.83	740.88
	61.06	657.24	8.38	90.20	Max.	69.44	747.45



Lamaa

DISCLAIMER: PLANS, DETAILS AND UNIT ORIENTATION INCLUDED ARE INDICATIVE ONLY AND ARE SUBJECT TO CHANGE BY THE DEVELOPER/SELLER AT ITS SOLE DISCRETION WITHOUT NOTICE AND/OR LIABILITY. ALL IMAGES, INCLUDING FEATURES, FINISHES, FURNISHINGS, VIEW AND SCALE ARE ILLUSTRATIVE ONLY. FINAL AREAS, ORIENTATION, DIMENSIONS, LAYOUT AND MATERIALS MAY DIFFER FROM THOSE STATED.



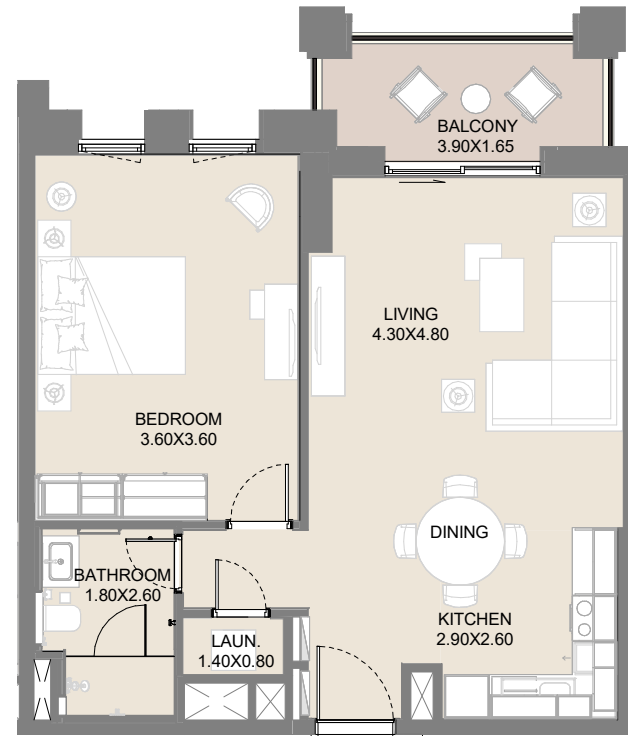
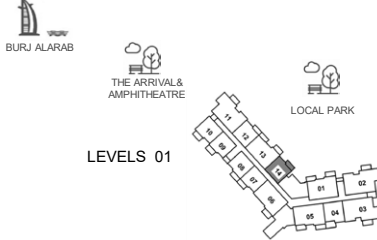
DISCLAIMER: PLANS, DETAILS AND UNIT ORIENTATION INCLUDED ARE INDICATIVE ONLY AND ARE SUBJECT TO CHANGE BY THE DEVELOPER/SELLER AT ITS SOLE DISCRETION WITHOUT NOTICE AND/OR LIABILITY. ALL IMAGES, INCLUDING FEATURES, FINISHES, FURNISHINGS, VIEW AND SCALE ARE ILLUSTRATIVE ONLY. FINAL AREAS, ORIENTATION, DIMENSIONS, LAYOUT AND MATERIALS MAY DIFFER FROM THOSE STATED.



1BEDROOM

APARTMENT TYPE B1

LEVELS:1



UNIT No.	SUITE AREA		BALCONY AREA		TOTAL AREA	
	SQM	SQFT	SQM	SQFT	SQM	SQFT
114	61.75	664.67	6.61	71.15	68.36	735.82

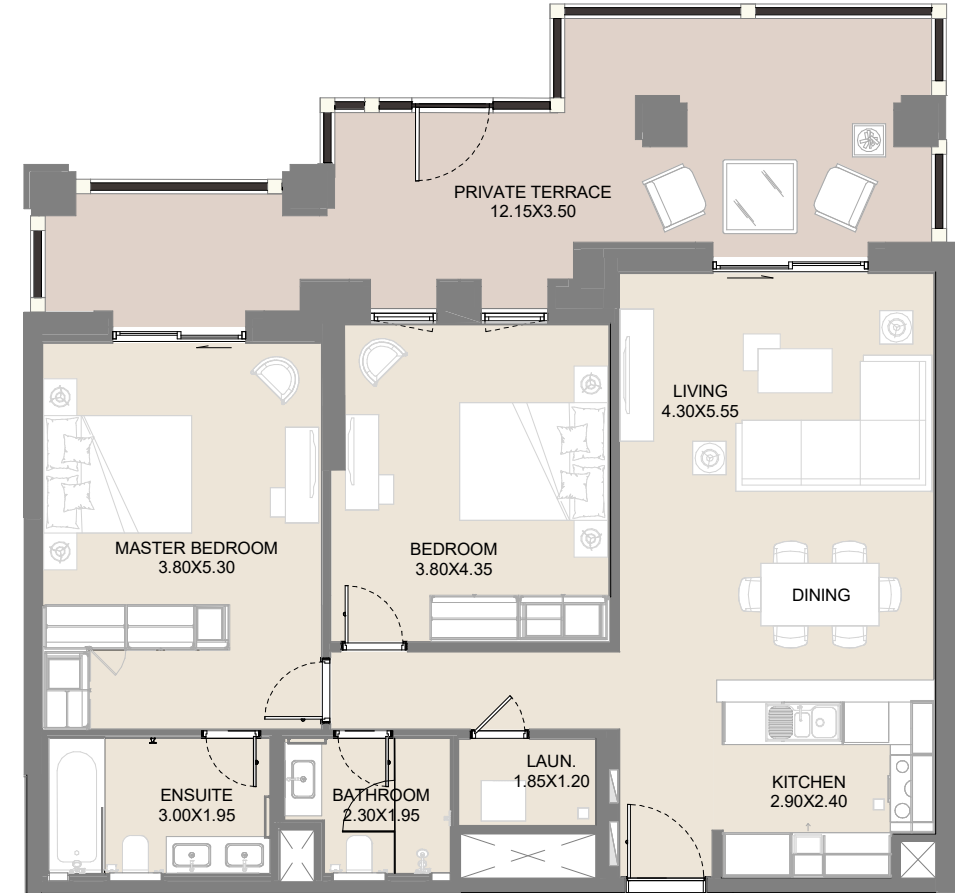
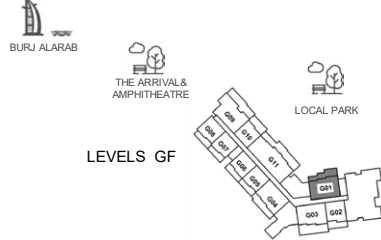


Lamaa

2 BEDROOM

APARTMENT TYPE A5

LEVELS:GR



UNIT No.	SUITE AREA		BALCONY AREA		TOTAL AREA	
	SQM	SQFT	SQM	SQFT	SQM	SQFT
G01	96.42	1037.86	32.95	354.67	129.37	1392.53

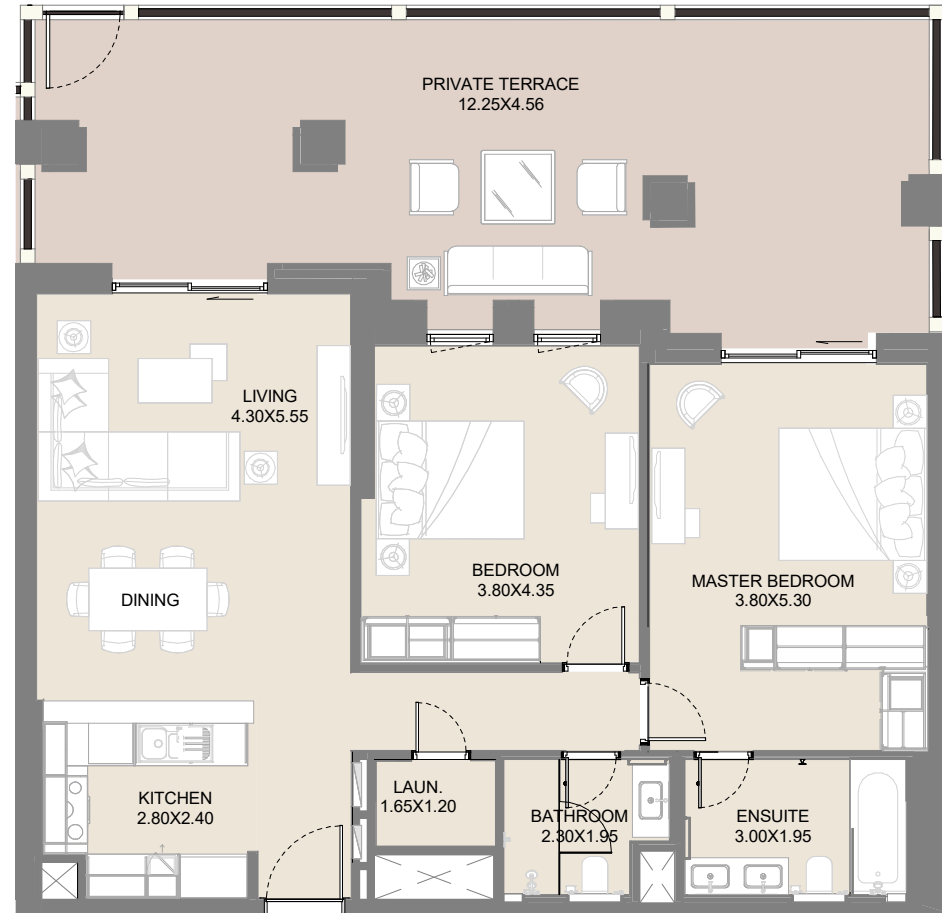
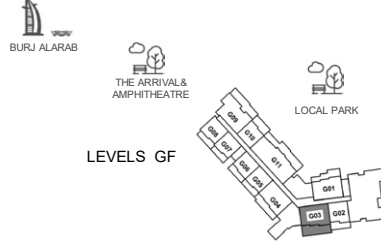


Lamaa

2 BEDROOM

APARTMENT TYPE A6

LEVELS:GR



UNIT No.	SUITE AREA		BALCONY AREA		TOTAL AREA	
	SQM	SQFT	SQM	SQFT	SQM	SQFT
G03						
	94.63	1018.59	50.04	538.63	144.67	1557.21

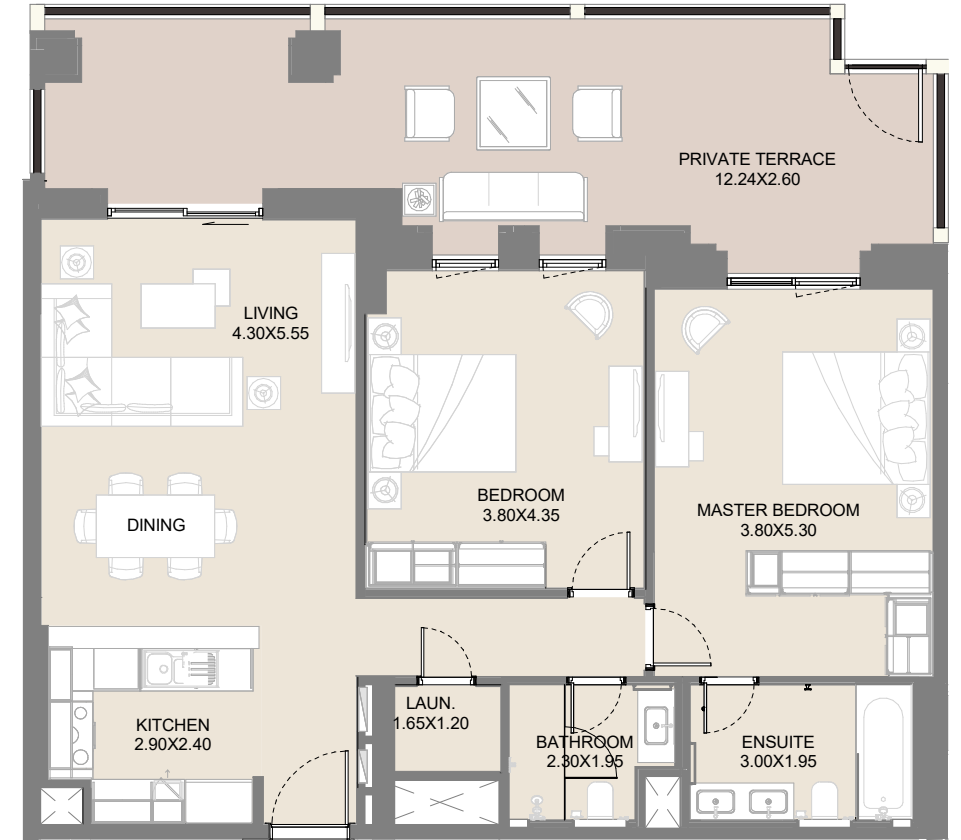
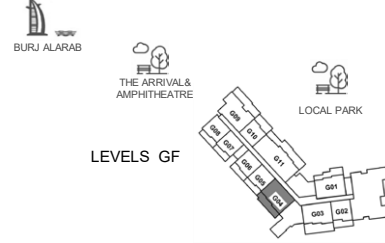


Lamaa

2BEDROOM

APARTMENT TYPE A2

LEVELS:GR



UNIT No.	SUITE AREA		BALCONY AREA		TOTAL AREA	
	SQM	SQFT	SQM	SQFT	SQM	SQFT
G04						
	95.36	1026.45	36.17	389.33	131.53	1415.78



Lamaa

DISCLAIMER: PLANS, DETAILS AND UNIT ORIENTATION INCLUDED ARE INDICATIVE ONLY AND ARE SUBJECT TO CHANGE BY THE DEVELOPER/SELLER AT ITS SOLE DISCRETION WITHOUT NOTICE AND/OR LIABILITY. ALL IMAGES, INCLUDING FEATURES, FINISHES, FURNISHINGS, VIEW AND SCALE ARE ILLUSTRATIVE ONLY. FINAL AREAS, ORIENTATION, DIMENSIONS, LAYOUT AND MATERIALS MAY DIFFER FROM THOSE STATED.



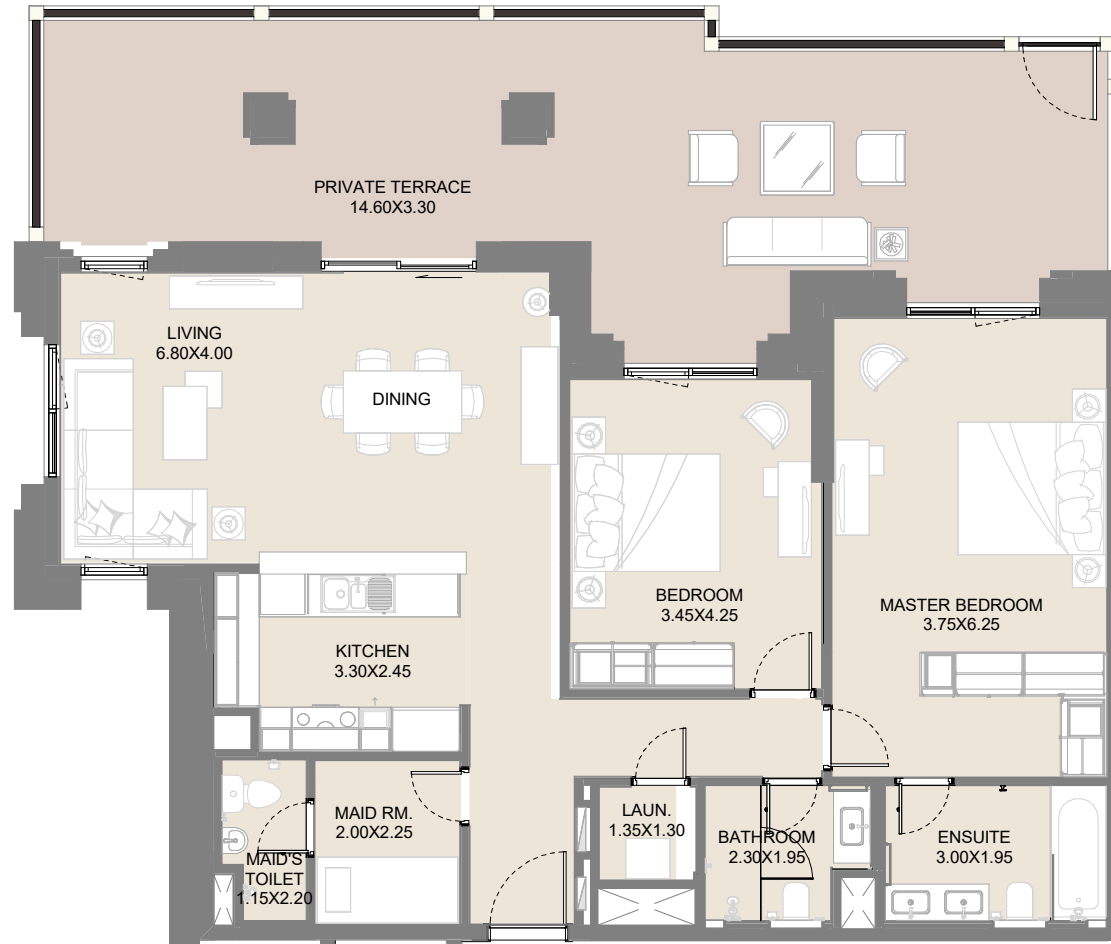
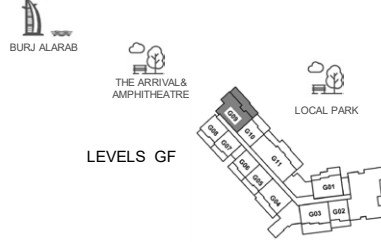
DISCLAIMER: PLANS, DETAILS AND UNIT ORIENTATION INCLUDED ARE INDICATIVE ONLY AND ARE SUBJECT TO CHANGE BY THE DEVELOPER/SELLER AT ITS SOLE DISCRETION WITHOUT NOTICE AND/OR LIABILITY. ALL IMAGES, INCLUDING FEATURES, FINISHES, FURNISHINGS, VIEW AND SCALE ARE ILLUSTRATIVE ONLY. FINAL AREAS, ORIENTATION, DIMENSIONS, LAYOUT AND MATERIALS MAY DIFFER FROM THOSE STATED.



2BEDROOM

APARTMENT TYPE B1

LEVELS:GR



UNIT No.	SUITE AREA		BALCONY AREA		TOTAL AREA	
	SQM	SQFT	SQM	SQFT	SQM	SQFT
G09	111.08	1195.66	51.94	559.03	163.02	1754.73

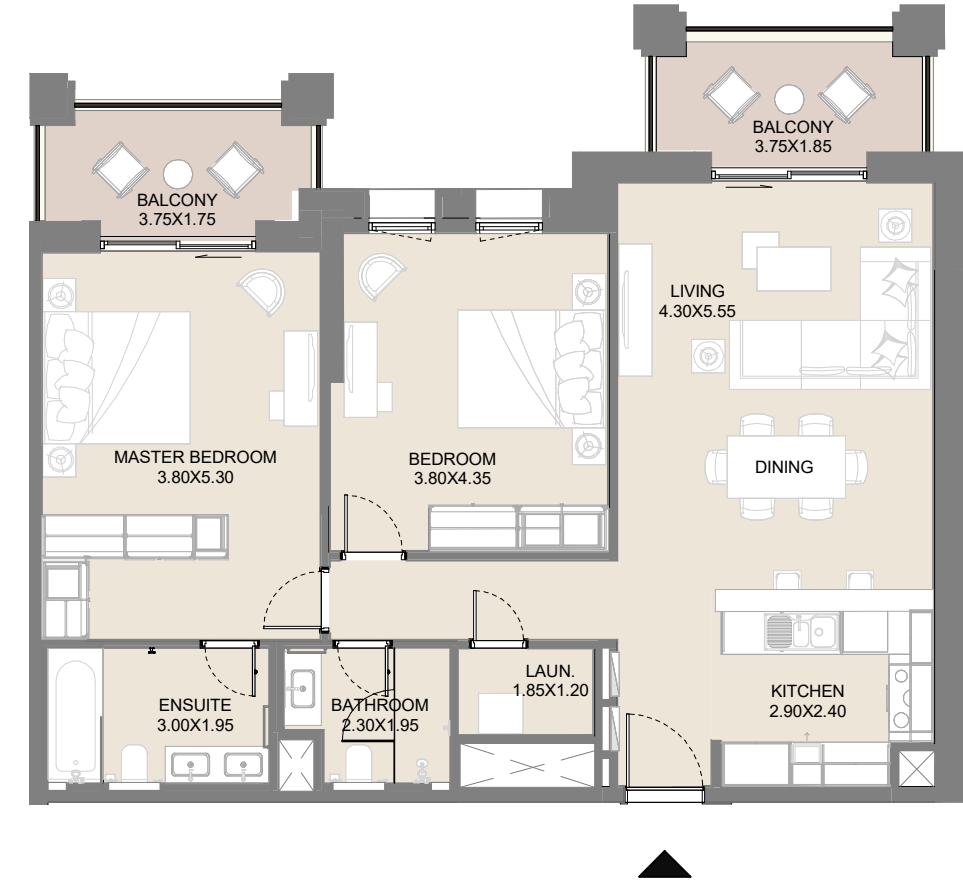
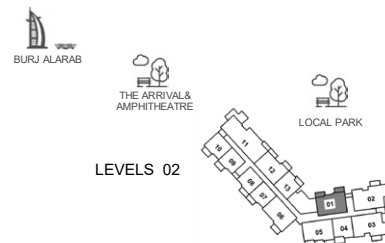
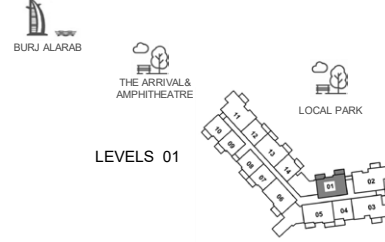


Lamaa

2BEDROOM

APARTMENT TYPE A5

LEVELS:1,2



UNIT No.	SUITE AREA		BALCONY AREA		TOTAL AREA		
	SQM	SQFT	SQM	SQFT	SQM	SQFT	
101-201	96.33	1036.89	13.73	147.79	Min.	110.06	1184.68
	96.32	1036.78	13.88	149.40	Max.	110.20	1186.18



Lamaa

DISCLAIMER: PLANS, DETAILS AND UNIT ORIENTATION INCLUDED ARE INDICATIVE ONLY AND ARE SUBJECT TO CHANGE BY THE DEVELOPER/SELLER AT ITS SOLE DISCRETION WITHOUT NOTICE AND/OR LIABILITY. ALL IMAGES, INCLUDING FEATURES, FINISHES, FURNISHINGS, VIEW AND SCALE ARE ILLUSTRATIVE ONLY. FINAL AREAS, ORIENTATION, DIMENSIONS, LAYOUT AND MATERIALS MAY DIFFER FROM THOSE STATED.



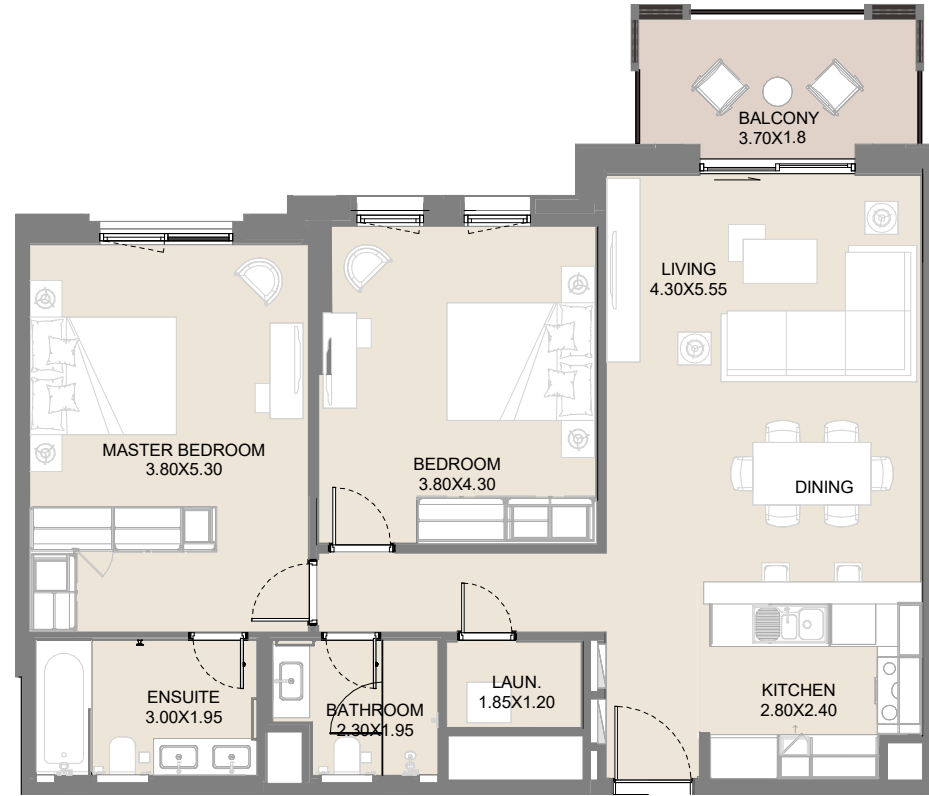
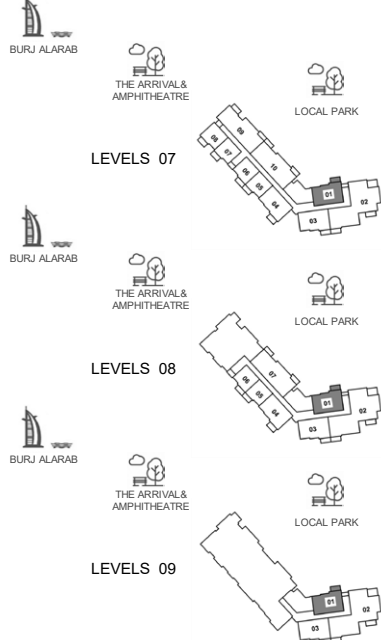
DISCLAIMER: PLANS, DETAILS AND UNIT ORIENTATION INCLUDED ARE INDICATIVE ONLY AND ARE SUBJECT TO CHANGE BY THE DEVELOPER/SELLER AT ITS SOLE DISCRETION WITHOUT NOTICE AND/OR LIABILITY. ALL IMAGES, INCLUDING FEATURES, FINISHES, FURNISHINGS, VIEW AND SCALE ARE ILLUSTRATIVE ONLY. FINAL AREAS, ORIENTATION, DIMENSIONS, LAYOUT AND MATERIALS MAY DIFFER FROM THOSE STATED.



2BEDROOM

APARTMENT TYPE A5

LEVELS:7,8,9



UNIT No.	SUITE AREA		BALCONY AREA		TOTAL AREA	
	SQM	SQFT	SQM	SQFT	SQM	SQFT
701-801-901	96.20	1035.49	7.71	82.99	Min. 103.91	1118.48
	96.28	1036.35	7.72	83.10	Max. 104.00	0.00

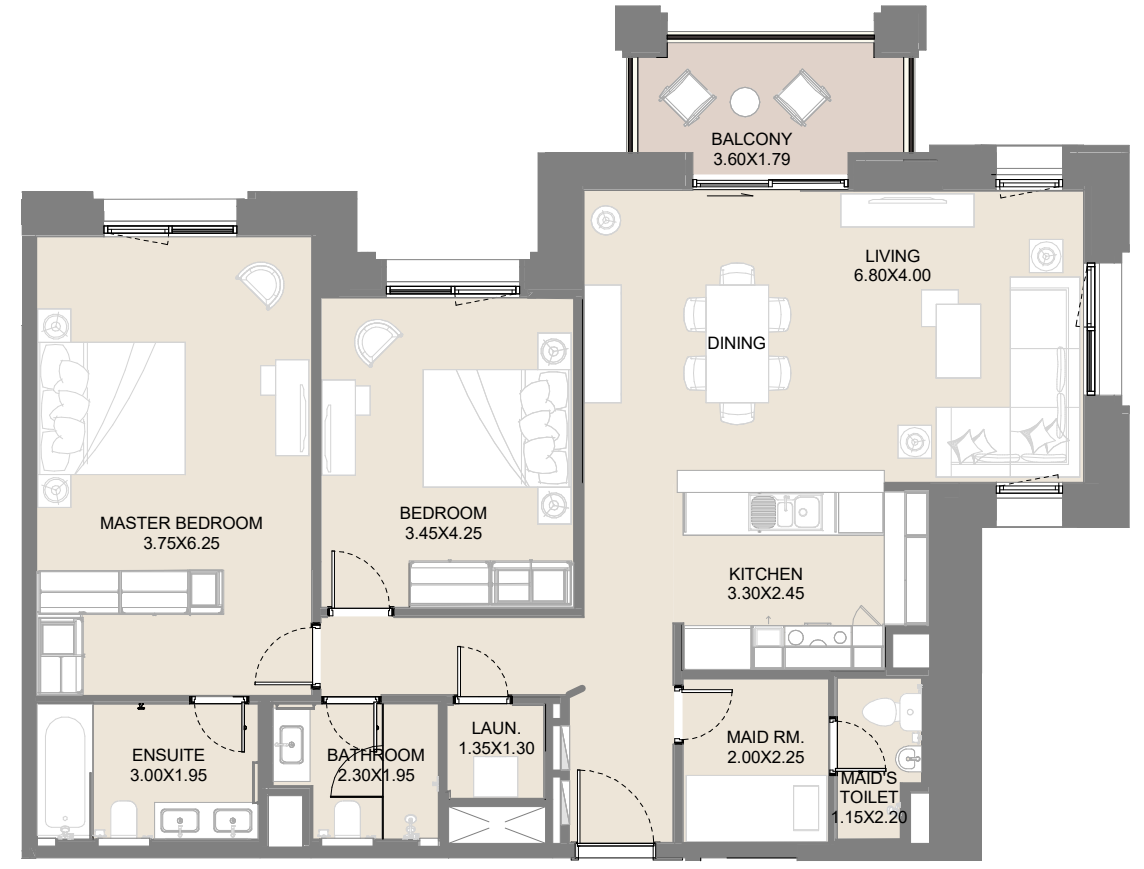


Lamaa

2BEDROOM

APARTMENT TYPE B1

LEVELS:1



UNIT No.	SUITE AREA		BALCONY AREA		TOTAL AREA	
	SQM	SQFT	SQM	SQFT	SQM	SQFT
102	111.90	1202.75	6.97	75.71	118.87	1279.47



Lamaa

DISCLAIMER: PLANS, DETAILS AND UNIT ORIENTATION INCLUDED ARE INDICATIVE ONLY AND ARE SUBJECT TO CHANGE BY THE DEVELOPER/SELLER AT ITS SOLE DISCRETION WITHOUT NOTICE AND/OR LIABILITY. ALL IMAGES, INCLUDING FEATURES, FINISHES, FURNISHINGS, VIEW AND SCALE ARE ILLUSTRATIVE ONLY. FINAL AREAS, ORIENTATION, DIMENSIONS, LAYOUT AND MATERIALS MAY DIFFER FROM THOSE STATED.



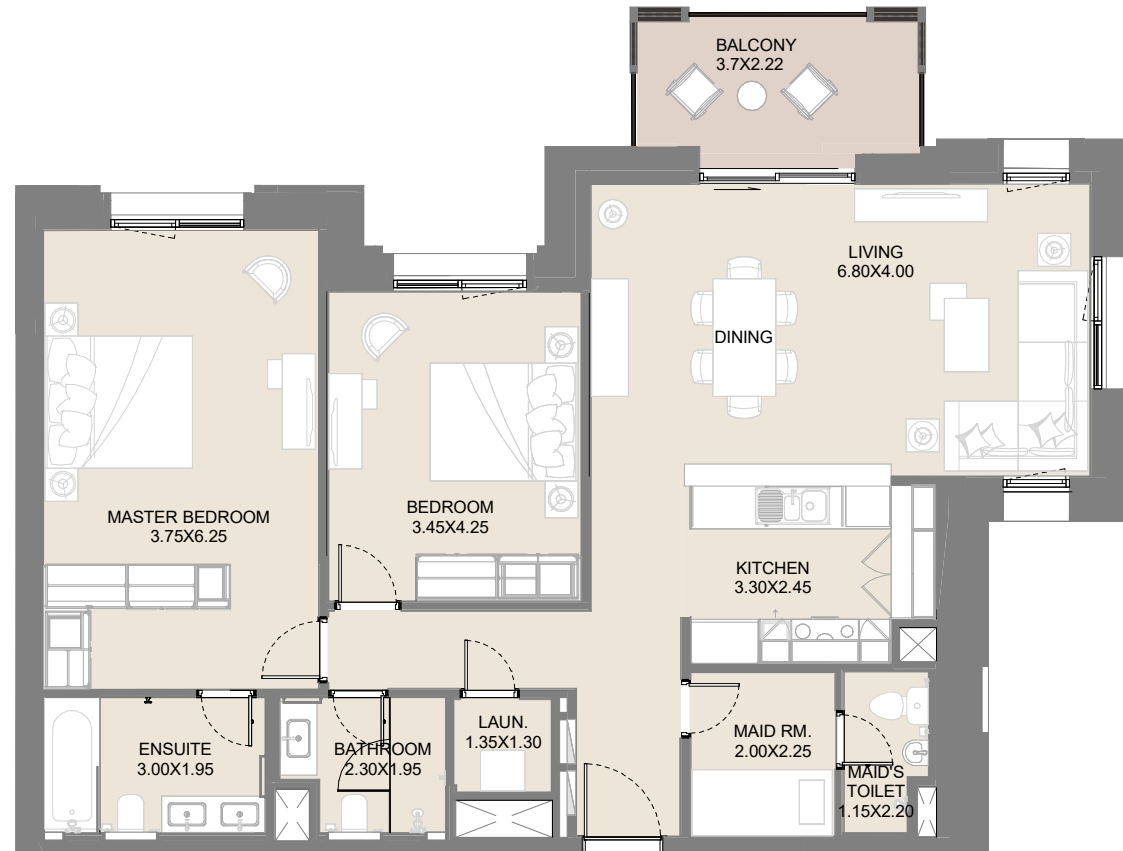
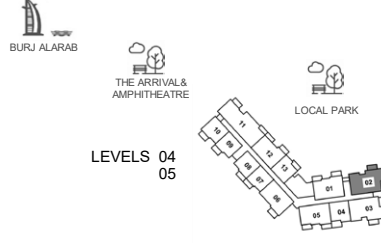
DISCLAIMER: PLANS, DETAILS AND UNIT ORIENTATION INCLUDED ARE INDICATIVE ONLY AND ARE SUBJECT TO CHANGE BY THE DEVELOPER/SELLER AT ITS SOLE DISCRETION WITHOUT NOTICE AND/OR LIABILITY. ALL IMAGES, INCLUDING FEATURES, FINISHES, FURNISHINGS, VIEW AND SCALE ARE ILLUSTRATIVE ONLY. FINAL AREAS, ORIENTATION, DIMENSIONS, LAYOUT AND MATERIALS MAY DIFFER FROM THOSE STATED.



2BEDROOM

APARTMENT TYPE B1

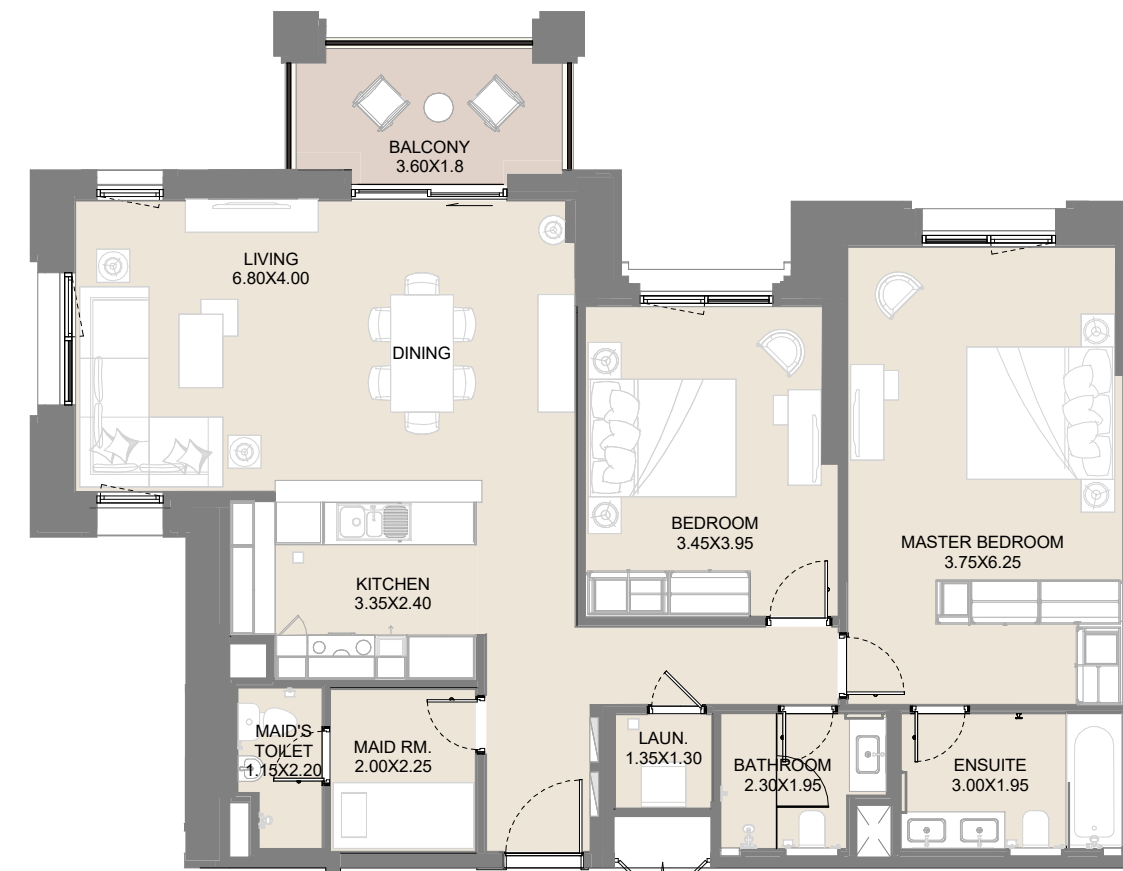
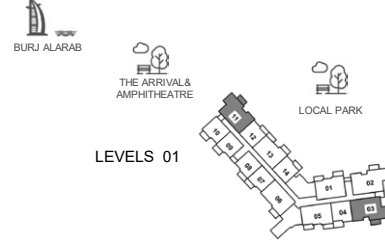
LEVELS:4,5



2BEDROOM

APARTMENT TYPE B1

LEVELS:1



UNIT No.	SUITE AREA		BALCONY AREA		TOTAL AREA	
	SQM	SQFT	SQM	SQFT	SQM	SQFT
402-502	111.88	1204.27	8.00	86.11	119.88	1290.38

UNIT No.	SUITE AREA		BALCONY AREA		TOTAL AREA	
	SQM	SQFT	SQM	SQFT	SQM	SQFT
103-111	111.18	1196.73	7.33	78.90	Min. 118.51	1275.63
	110.96	1194.36	7.71	82.99	Max. 118.67	1277.35

DISCLAIMER: PLANS, DETAILS AND UNIT ORIENTATION INCLUDED ARE INDICATIVE ONLY AND ARE SUBJECT TO CHANGE BY THE DEVELOPER/SELLER AT ITS SOLE DISCRETION WITHOUT NOTICE AND/OR LIABILITY. ALL IMAGES, INCLUDING FEATURES, FINISHES, FURNISHINGS, VIEW AND SCALE ARE ILLUSTRATIVE ONLY. FINAL AREAS, ORIENTATION, DIMENSIONS, LAYOUT AND MATERIALS MAY DIFFER FROM THOSE STATED.



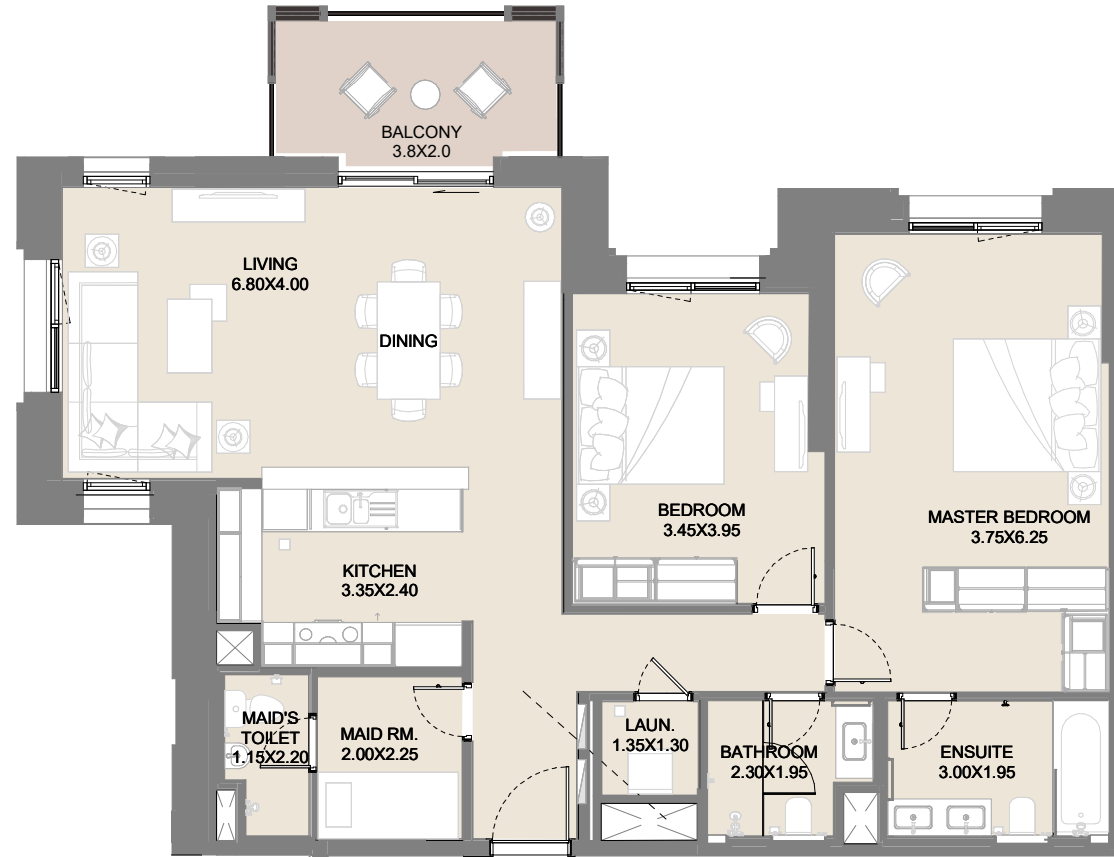
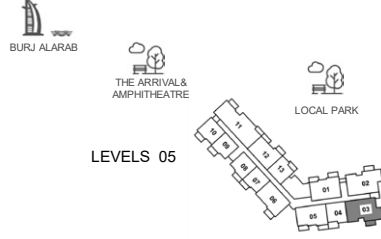
DISCLAIMER: PLANS, DETAILS AND UNIT ORIENTATION INCLUDED ARE INDICATIVE ONLY AND ARE SUBJECT TO CHANGE BY THE DEVELOPER/SELLER AT ITS SOLE DISCRETION WITHOUT NOTICE AND/OR LIABILITY. ALL IMAGES, INCLUDING FEATURES, FINISHES, FURNISHINGS, VIEW AND SCALE ARE ILLUSTRATIVE ONLY. FINAL AREAS, ORIENTATION, DIMENSIONS, LAYOUT AND MATERIALS MAY DIFFER FROM THOSE STATED.



2BEDROOM

APARTMENT TYPE B1

LEVELS:5



UNIT No.	SUITE AREA		BALCONY AREA		TOTAL AREA	
	SQM	SQFT	SQM	SQFT	SQM	SQFT
503	111.14	1195.86	8.38	90.16	119.52	1286.03

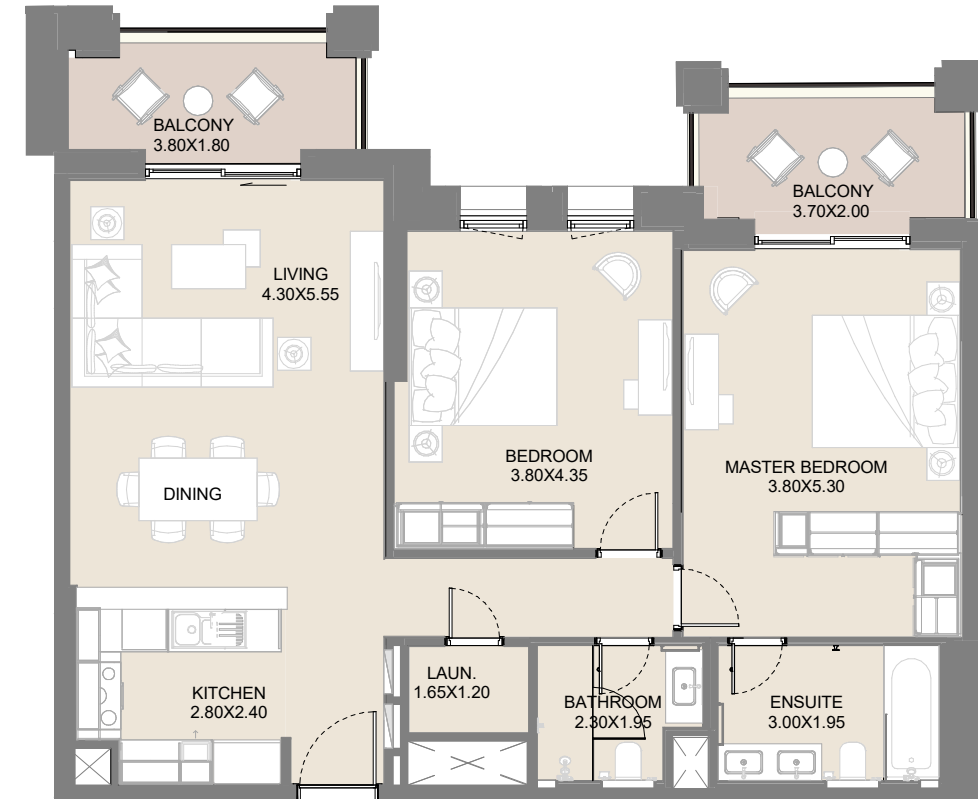
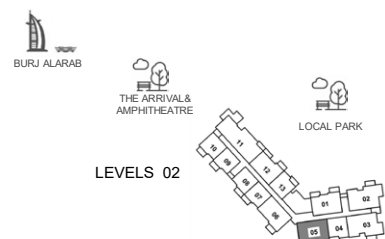
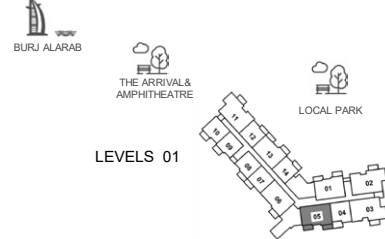


Lamaa

2BEDROOM

APARTMENT TYPE A6

LEVELS:1,2



UNIT No.	SUITE AREA		BALCONY AREA		TOTAL AREA	
	SQM	SQFT	SQM	SQFT	SQM	SQFT
105-205	94.92	1021.71	15.05	162.00	Min. 109.97	1183.71
	94.93	1021.82	15.05	162.00	Max. 109.98	1183.81



Lamaa

DISCLAIMER: PLANS, DETAILS AND UNIT ORIENTATION INCLUDED ARE INDICATIVE ONLY AND ARE SUBJECT TO CHANGE BY THE DEVELOPER/SELLER AT ITS SOLE DISCRETION WITHOUT NOTICE AND/OR LIABILITY. ALL IMAGES, INCLUDING FEATURES, FINISHES, FURNISHINGS, VIEW AND SCALE ARE ILLUSTRATIVE ONLY. FINAL AREAS, ORIENTATION, DIMENSIONS, LAYOUT AND MATERIALS MAY DIFFER FROM THOSE STATED.



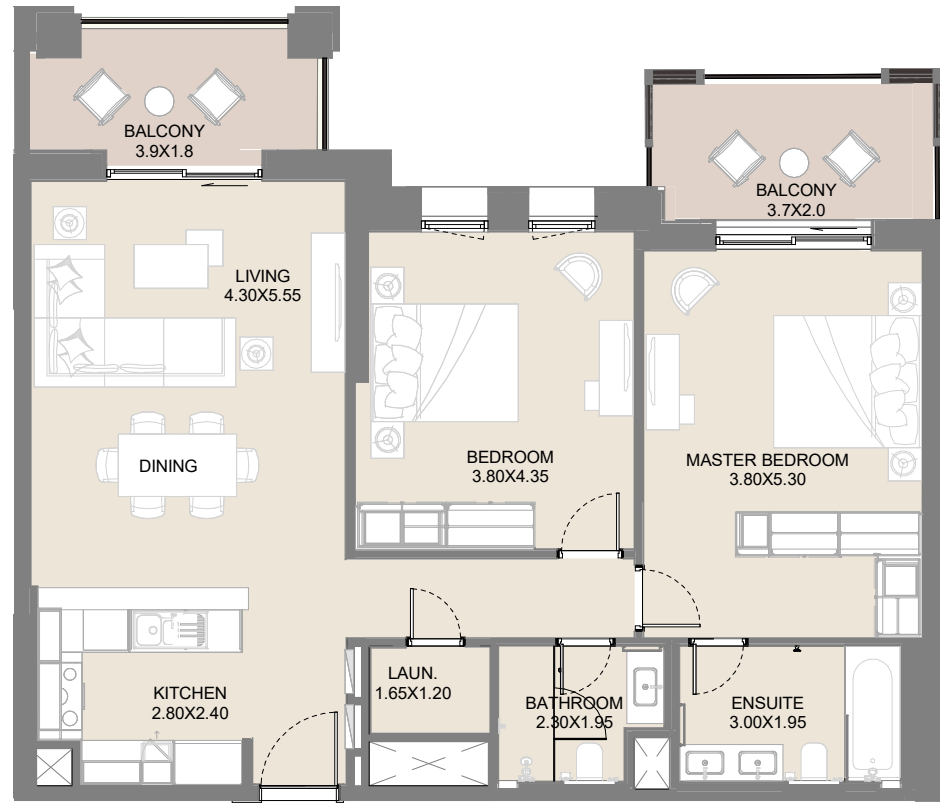
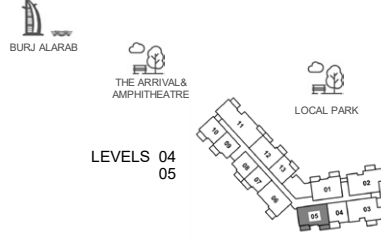
DISCLAIMER: PLANS, DETAILS AND UNIT ORIENTATION INCLUDED ARE INDICATIVE ONLY AND ARE SUBJECT TO CHANGE BY THE DEVELOPER/SELLER AT ITS SOLE DISCRETION WITHOUT NOTICE AND/OR LIABILITY. ALL IMAGES, INCLUDING FEATURES, FINISHES, FURNISHINGS, VIEW AND SCALE ARE ILLUSTRATIVE ONLY. FINAL AREAS, ORIENTATION, DIMENSIONS, LAYOUT AND MATERIALS MAY DIFFER FROM THOSE STATED.



2BEDROOM

APARTMENT TYPE A6

LEVELS:4,5



UNIT No.	SUITE AREA		BALCONY AREA		TOTAL AREA	
	SQM	SQFT	SQM	SQFT	SQM	SQFT
405-505	94.93	1021.44	16.22	174.52	111.15	1195.97

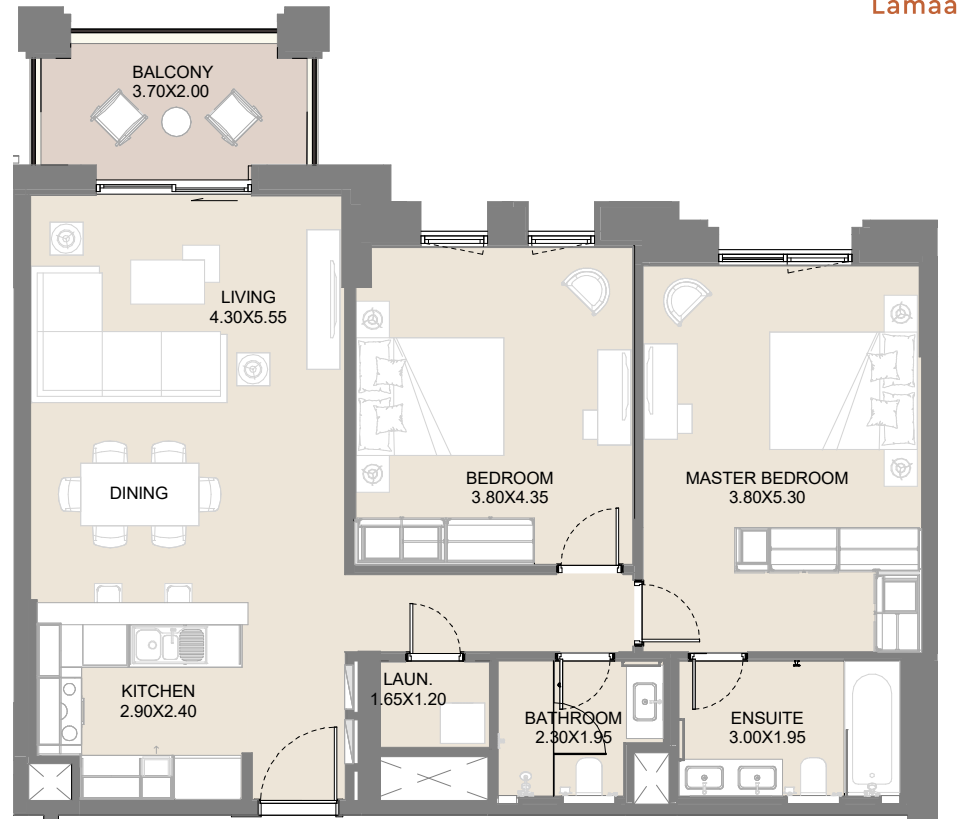
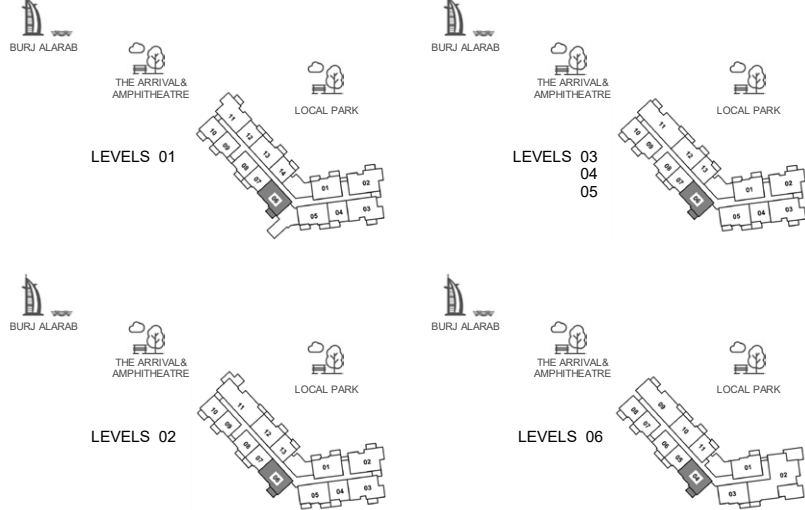


Lamaa

2BEDROOM

APARTMENT TYPE A1

LEVELS:1,2,3,4,5,6



UNIT No.	SUITE AREA		BALCONY AREA		TOTAL AREA	
	SQM	SQFT	SQM	SQFT	SQM	SQFT
106-206-306 406-506-604	95.34	1026.23	7.71	82.99	Min.	103.05
	95.43	1027.20	8.18	88.05	Max.	103.61



Lamaa

DISCLAIMER: PLANS, DETAILS AND UNIT ORIENTATION INCLUDED ARE INDICATIVE ONLY AND ARE SUBJECT TO CHANGE BY THE DEVELOPER/SELLER AT ITS SOLE DISCRETION WITHOUT NOTICE AND/OR LIABILITY. ALL IMAGES, INCLUDING FEATURES, FINISHES, FURNISHINGS, VIEW AND SCALE ARE ILLUSTRATIVE ONLY. FINAL AREAS, ORIENTATION, DIMENSIONS, LAYOUT AND MATERIALS MAY DIFFER FROM THOSE STATED.



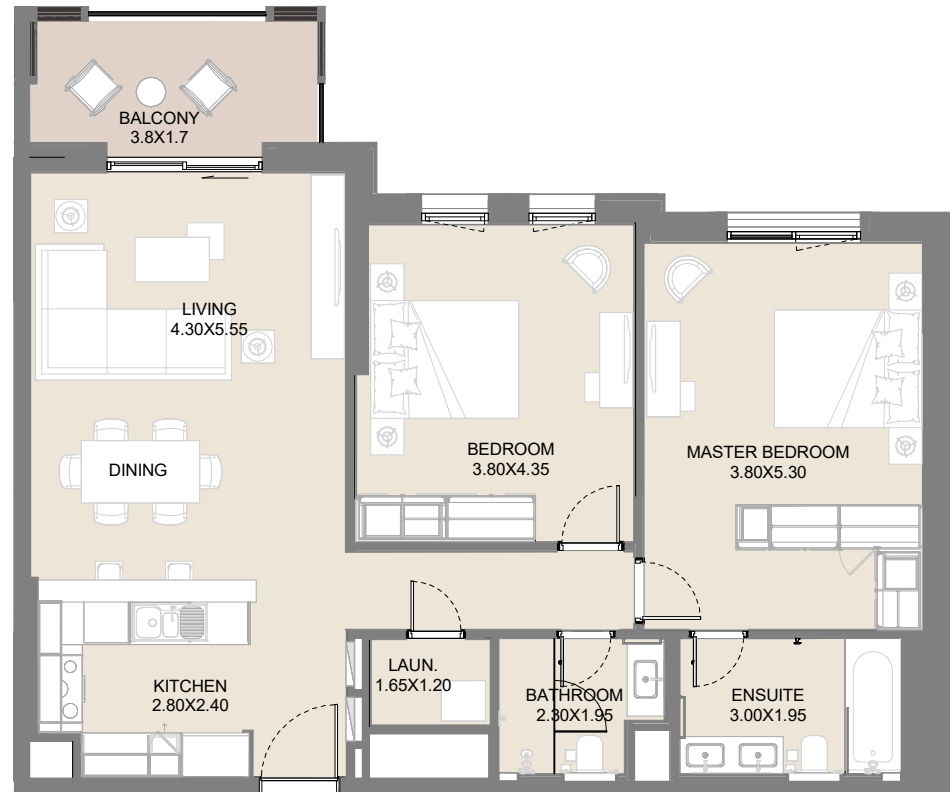
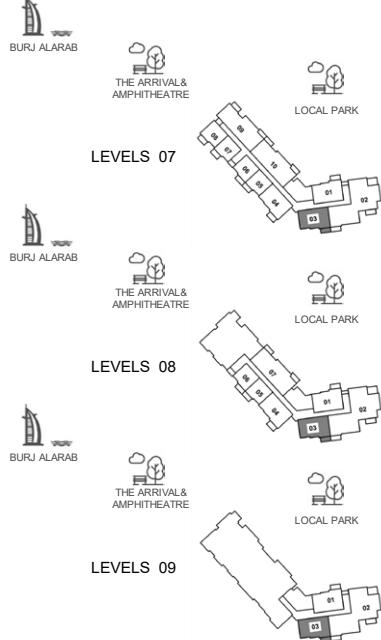
DISCLAIMER: PLANS, DETAILS AND UNIT ORIENTATION INCLUDED ARE INDICATIVE ONLY AND ARE SUBJECT TO CHANGE BY THE DEVELOPER/SELLER AT ITS SOLE DISCRETION WITHOUT NOTICE AND/OR LIABILITY. ALL IMAGES, INCLUDING FEATURES, FINISHES, FURNISHINGS, VIEW AND SCALE ARE ILLUSTRATIVE ONLY. FINAL AREAS, ORIENTATION, DIMENSIONS, LAYOUT AND MATERIALS MAY DIFFER FROM THOSE STATED.



2BEDROOM

APARTMENT TYPE A1

LEVELS:7,8,9



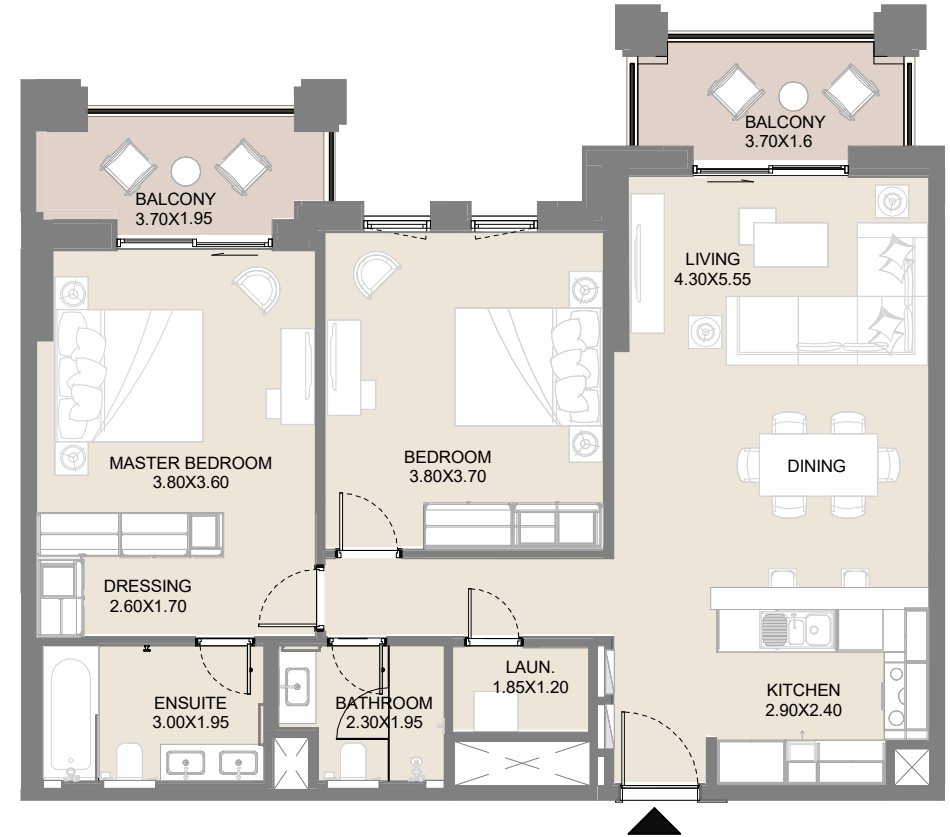
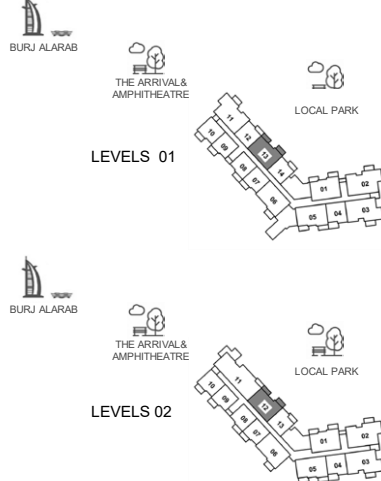
UNIT No.	SUITE AREA		BALCONY AREA		TOTAL AREA		
	SQM	SQFT	SQM	SQFT	SQM	SQFT	SQFT
703- 803 903	94.72	1019.56	7.87	84.71	Min.	102.59	1104.27
	94.83	1020.74	7.87	84.71	Max.	102.70	1105.45



2BEDROOM

APARTMENT TYPE A3

LEVELS:1,2



UNIT No.	SUITE AREA		BALCONY AREA		TOTAL AREA		
	SQM	SQFT	SQM	SQFT	SQM	SQFT	SQFT
113-212	95.28	1025.59	13.11	141.11	Min.	108.39	1166.70
	95.29	1025.69	13.93	149.94	Max.	109.22	1175.63



DISCLAIMER: PLANS, DETAILS AND UNIT ORIENTATION INCLUDED ARE INDICATIVE ONLY AND ARE SUBJECT TO CHANGE BY THE DEVELOPER/SELLER AT ITS SOLE DISCRETION WITHOUT NOTICE AND/OR LIABILITY. ALL IMAGES, INCLUDING FEATURES, FINISHES, FURNISHINGS, VIEW AND SCALE ARE ILLUSTRATIVE ONLY. FINAL AREAS, ORIENTATION, DIMENSIONS, LAYOUT AND MATERIALS MAY DIFFER FROM THOSE STATED.



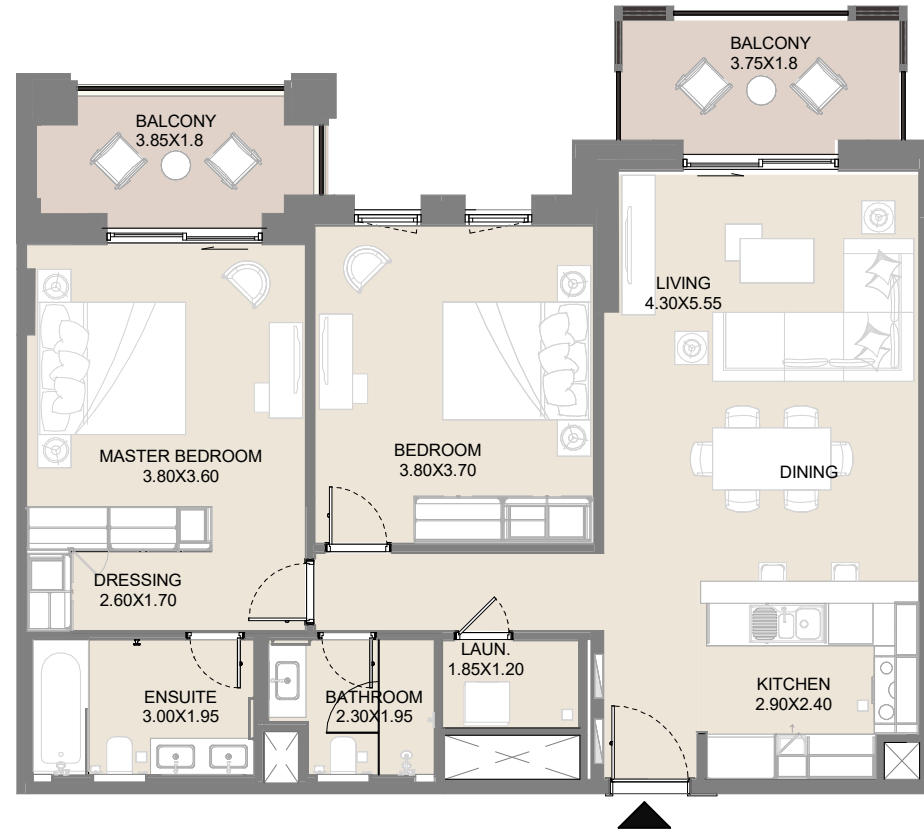
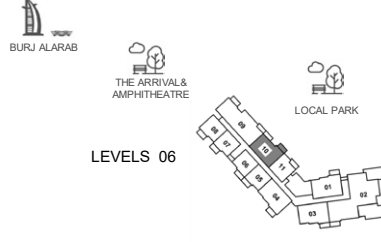
DISCLAIMER: PLANS, DETAILS AND UNIT ORIENTATION INCLUDED ARE INDICATIVE ONLY AND ARE SUBJECT TO CHANGE BY THE DEVELOPER/SELLER AT ITS SOLE DISCRETION WITHOUT NOTICE AND/OR LIABILITY. ALL IMAGES, INCLUDING FEATURES, FINISHES, FURNISHINGS, VIEW AND SCALE ARE ILLUSTRATIVE ONLY. FINAL AREAS, ORIENTATION, DIMENSIONS, LAYOUT AND MATERIALS MAY DIFFER FROM THOSE STATED.



2BEDROOM

APARTMENT TYPE A3

LEVELS:6



UNIT No.	SUITE AREA		BALCONY AREA		TOTAL AREA	
	SQM	SQFT	SQM	SQFT	SQM	SQFT
610	95.26	1024.99	15.03	161.72	110.29	1186.72

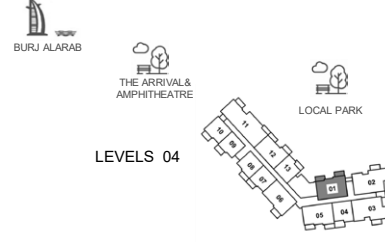


Lamaa

2 BEDROOM

APARTMENT TYPE A5

LEVELS:4



UNIT No.	SUITE AREA		BALCONY AREA		TOTAL AREA	
	SQM	SQFT	SQM	SQFT	SQM	SQFT
401	96.33	1036.89	15.17	163.29	111.15	1200.18



Lamaa

DISCLAIMER: PLANS, DETAILS AND UNIT ORIENTATION INCLUDED ARE INDICATIVE ONLY AND ARE SUBJECT TO CHANGE BY THE DEVELOPER/SELLER AT ITS SOLE DISCRETION WITHOUT NOTICE AND/OR LIABILITY. ALL IMAGES, INCLUDING FEATURES, FINISHES, FURNISHINGS, VIEW AND SCALE ARE ILLUSTRATIVE ONLY. FINAL AREAS, ORIENTATION, DIMENSIONS, LAYOUT AND MATERIALS MAY DIFFER FROM THOSE STATED.



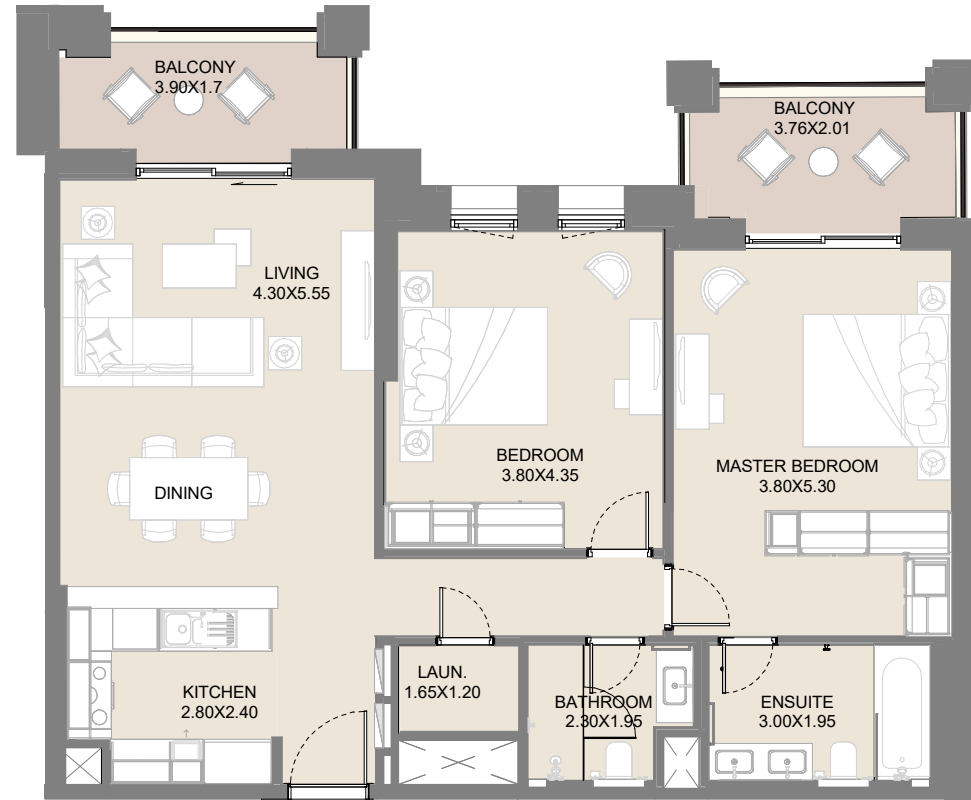
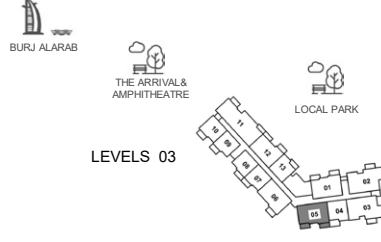
DISCLAIMER: PLANS, DETAILS AND UNIT ORIENTATION INCLUDED ARE INDICATIVE ONLY AND ARE SUBJECT TO CHANGE BY THE DEVELOPER/SELLER AT ITS SOLE DISCRETION WITHOUT NOTICE AND/OR LIABILITY. ALL IMAGES, INCLUDING FEATURES, FINISHES, FURNISHINGS, VIEW AND SCALE ARE ILLUSTRATIVE ONLY. FINAL AREAS, ORIENTATION, DIMENSIONS, LAYOUT AND MATERIALS MAY DIFFER FROM THOSE STATED.



2 BEDROOMS

APARTMENT TYPE A6

LEVELS:3



UNIT No.	SUITE AREA		BALCONY AREA		TOTAL AREA	
	SQM	SQFT	SQM	SQFT	SQM	SQFT
305	94.92	1021.62	16.04	172.64	110.96	1194.26

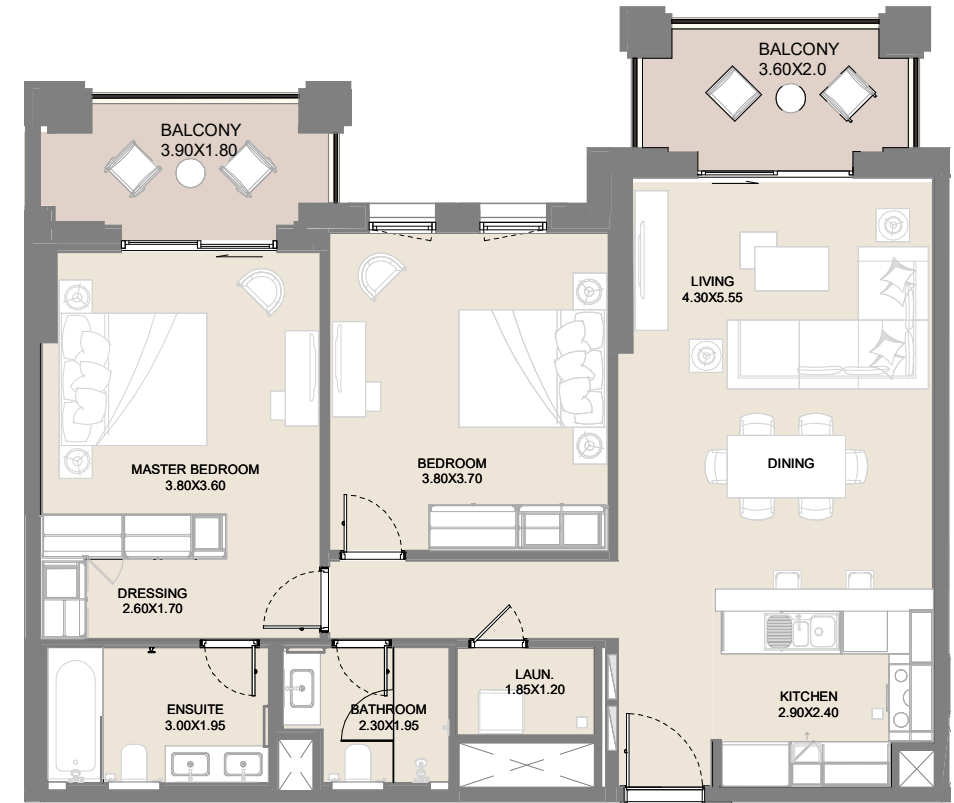
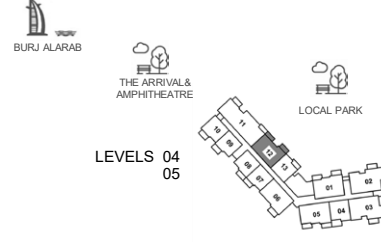


Lamaa

2 BEDROOMS

APARTMENT TYPE A3

LEVELS:4,5



UNIT No.	SUITE AREA		BALCONY AREA		TOTAL AREA	
	SQM	SQFT	SQM	SQFT	SQM	SQFT
412-512	95.29	1025.69	14.81	159.41	Min. 110.10	1185.11
	95.29	1025.69	14.96	161.03	Max. 110.25	1186.72



Lamaa

DISCLAIMER: PLANS, DETAILS AND UNIT ORIENTATION INCLUDED ARE INDICATIVE ONLY AND ARE SUBJECT TO CHANGE BY THE DEVELOPER/SELLER AT ITS SOLE DISCRETION WITHOUT NOTICE AND/OR LIABILITY. ALL IMAGES, INCLUDING FEATURES, FINISHES, FURNISHINGS, VIEW AND SCALE ARE ILLUSTRATIVE ONLY. FINAL AREAS, ORIENTATION, DIMENSIONS, LAYOUT AND MATERIALS MAY DIFFER FROM THOSE STATED.



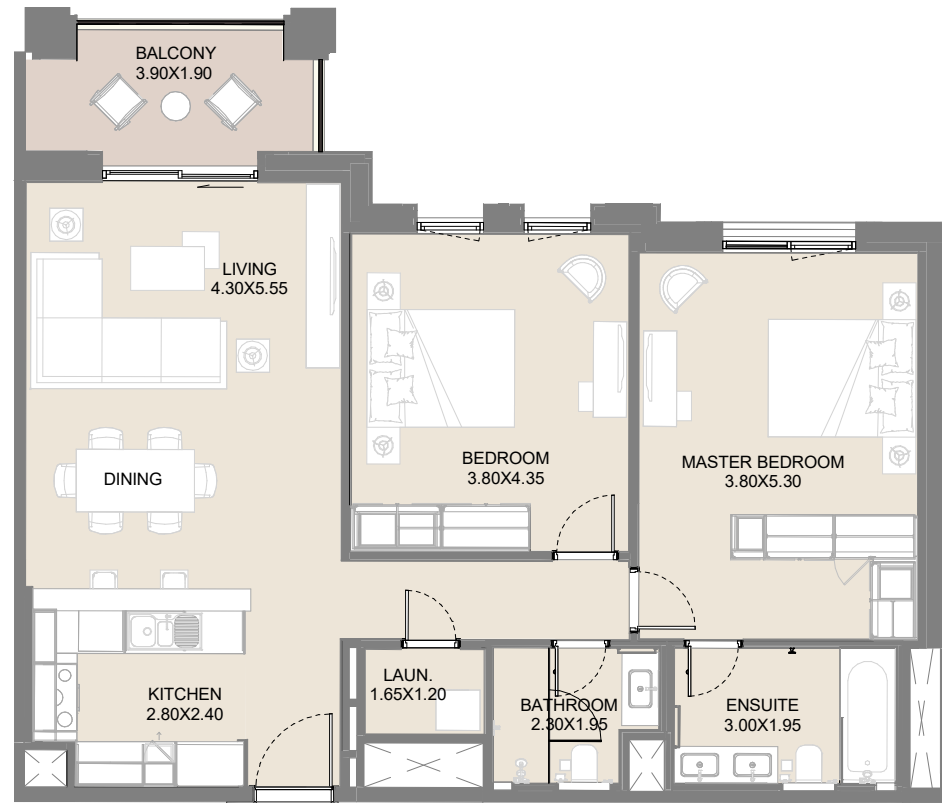
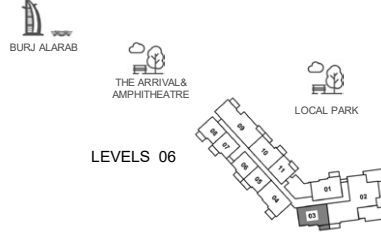
DISCLAIMER: PLANS, DETAILS AND UNIT ORIENTATION INCLUDED ARE INDICATIVE ONLY AND ARE SUBJECT TO CHANGE BY THE DEVELOPER/SELLER AT ITS SOLE DISCRETION WITHOUT NOTICE AND/OR LIABILITY. ALL IMAGES, INCLUDING FEATURES, FINISHES, FURNISHINGS, VIEW AND SCALE ARE ILLUSTRATIVE ONLY. FINAL AREAS, ORIENTATION, DIMENSIONS, LAYOUT AND MATERIALS MAY DIFFER FROM THOSE STATED.



2 BEDROOM

APARTMENT TYPE A1

LEVELS:6



UNIT No.	SUITE AREA		BALCONY AREA		TOTAL AREA	
	SQM	SQFT	SQM	SQFT	SQM	SQFT
603	94.68	1019.13	7.96	85.68	102.64	1104.81

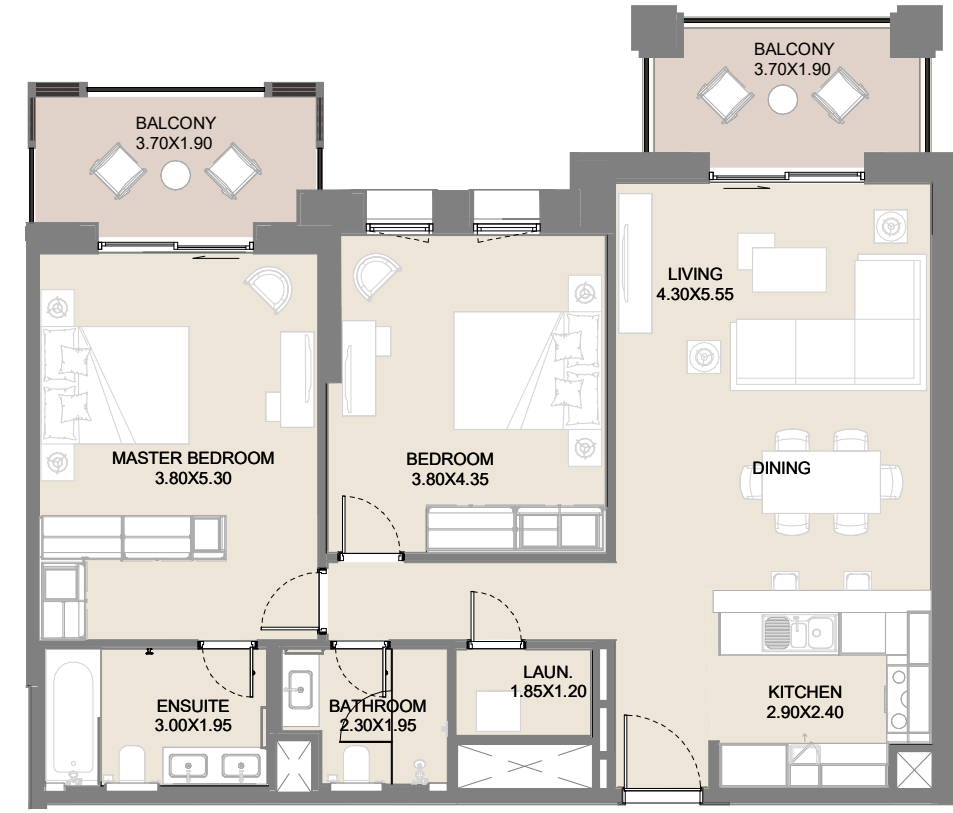
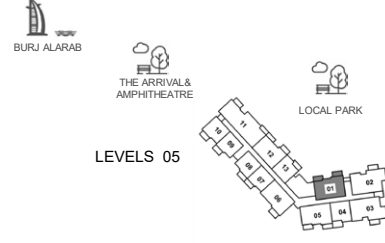


Lamaa

2 BEDROOM

APARTMENT TYPE A5

LEVELS:5



UNIT No.	SUITE AREA		BALCONY AREA		TOTAL AREA	
	SQM	SQFT	SQM	SQFT	SQM	SQFT
501	96.34	1037.00	15.33	165.01	111.67	1202.01



Lamaa

DISCLAIMER: PLANS, DETAILS AND UNIT ORIENTATION INCLUDED ARE INDICATIVE ONLY AND ARE SUBJECT TO CHANGE BY THE DEVELOPER/SELLER AT ITS SOLE DISCRETION WITHOUT NOTICE AND/OR LIABILITY. ALL IMAGES, INCLUDING FEATURES, FINISHES, FURNISHINGS, VIEW AND SCALE ARE ILLUSTRATIVE ONLY. FINAL AREAS, ORIENTATION, DIMENSIONS, LAYOUT AND MATERIALS MAY DIFFER FROM THOSE STATED.



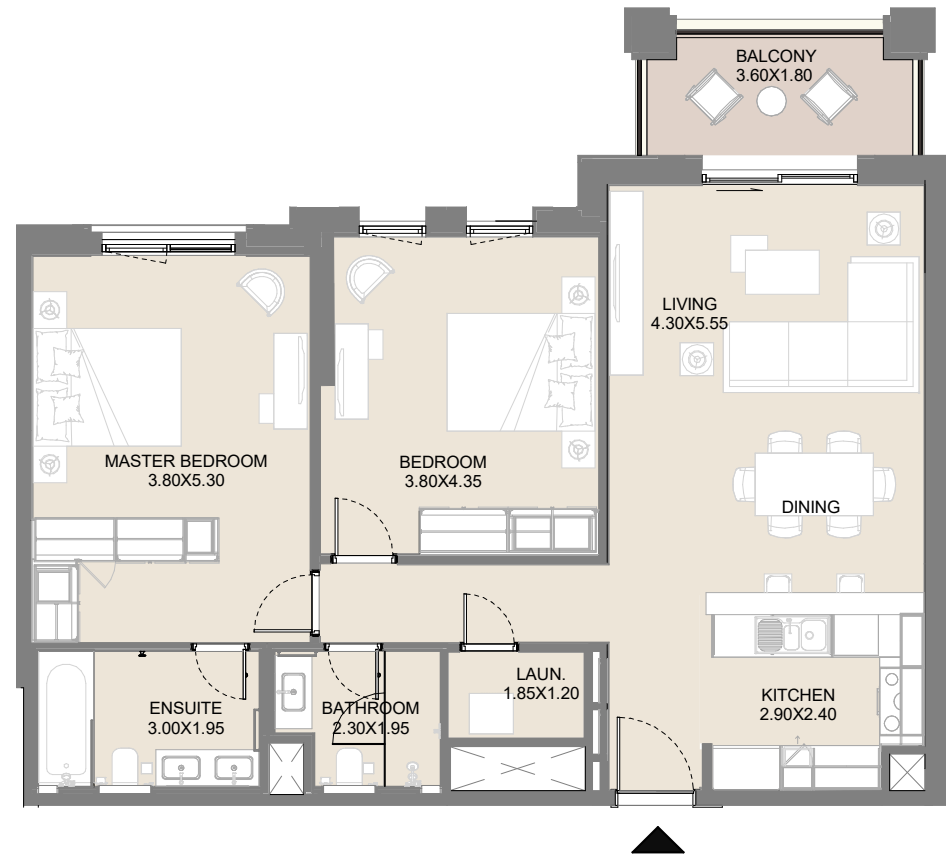
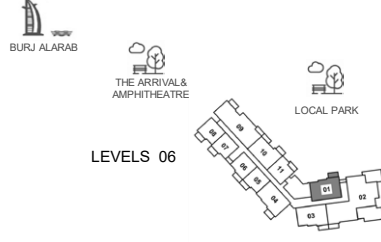
DISCLAIMER: PLANS, DETAILS AND UNIT ORIENTATION INCLUDED ARE INDICATIVE ONLY AND ARE SUBJECT TO CHANGE BY THE DEVELOPER/SELLER AT ITS SOLE DISCRETION WITHOUT NOTICE AND/OR LIABILITY. ALL IMAGES, INCLUDING FEATURES, FINISHES, FURNISHINGS, VIEW AND SCALE ARE ILLUSTRATIVE ONLY. FINAL AREAS, ORIENTATION, DIMENSIONS, LAYOUT AND MATERIALS MAY DIFFER FROM THOSE STATED.



2 BEDROOM

APARTMENT TYPE A5

LEVELS:6



UNIT No.	SUITE AREA		BALCONY AREA		TOTAL AREA	
	SQM	SQFT	SQM	SQFT	SQM	SQFT
601	96.32	1036.78	7.13	76.75	103.45	1113.53

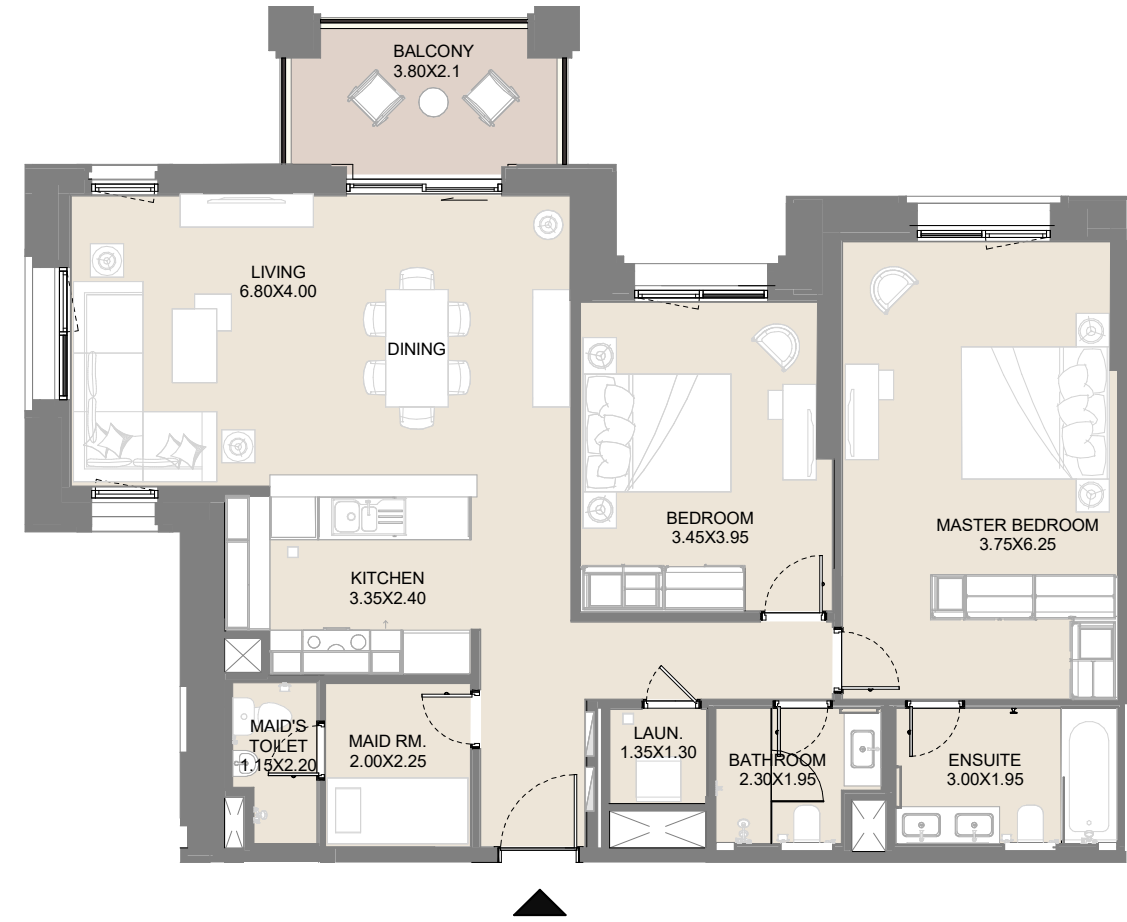
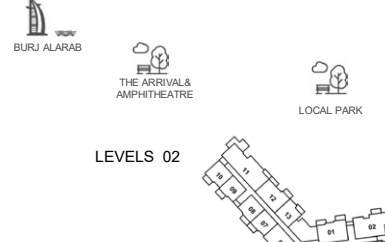


Lamaa

2 BEDROOM

APARTEMNT TYPE B1

LEVELS:2,3,4



UNIT No.	SUITE AREA		BALCONY AREA		TOTAL AREA	
	SQM	SQFT	SQM	SQFT	SQM	SQFT
203-303-403	111.14	1196.30	8.18	88.05	Min. 119.32	1284.35
	111.17	1196.62	8.19	88.16	Max. 119.36	1284.78



Lamaa

DISCLAIMER: PLANS, DETAILS AND UNIT ORIENTATION INCLUDED ARE INDICATIVE ONLY AND ARE SUBJECT TO CHANGE BY THE DEVELOPER/SELLER AT ITS SOLE DISCRETION WITHOUT NOTICE AND/OR LIABILITY. ALL IMAGES, INCLUDING FEATURES, FINISHES, FURNISHINGS, VIEW AND SCALE ARE ILLUSTRATIVE ONLY. FINAL AREAS, ORIENTATION, DIMENSIONS, LAYOUT AND MATERIALS MAY DIFFER FROM THOSE STATED.



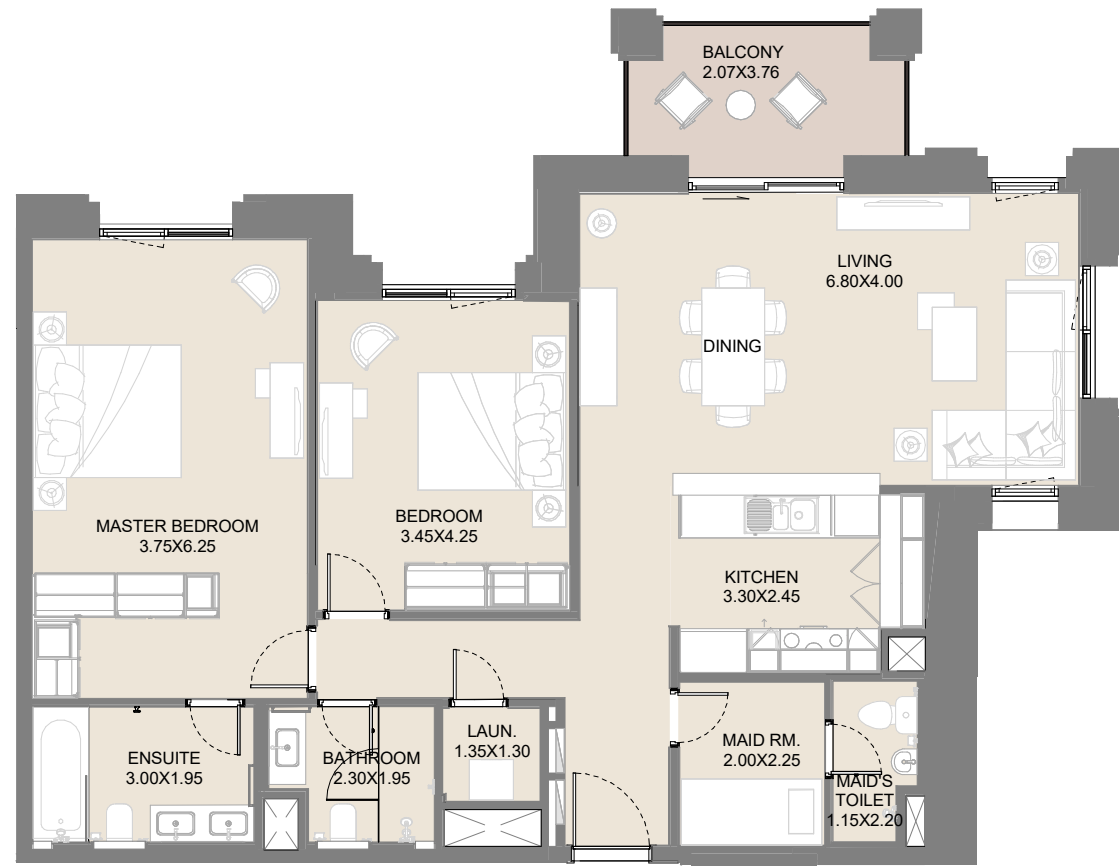
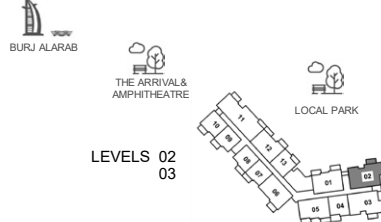
DISCLAIMER: PLANS, DETAILS AND UNIT ORIENTATION INCLUDED ARE INDICATIVE ONLY AND ARE SUBJECT TO CHANGE BY THE DEVELOPER/SELLER AT ITS SOLE DISCRETION WITHOUT NOTICE AND/OR LIABILITY. ALL IMAGES, INCLUDING FEATURES, FINISHES, FURNISHINGS, VIEW AND SCALE ARE ILLUSTRATIVE ONLY. FINAL AREAS, ORIENTATION, DIMENSIONS, LAYOUT AND MATERIALS MAY DIFFER FROM THOSE STATED.



2BEDROOM

APARTMENT TYPE B1

LEVELS:2,3



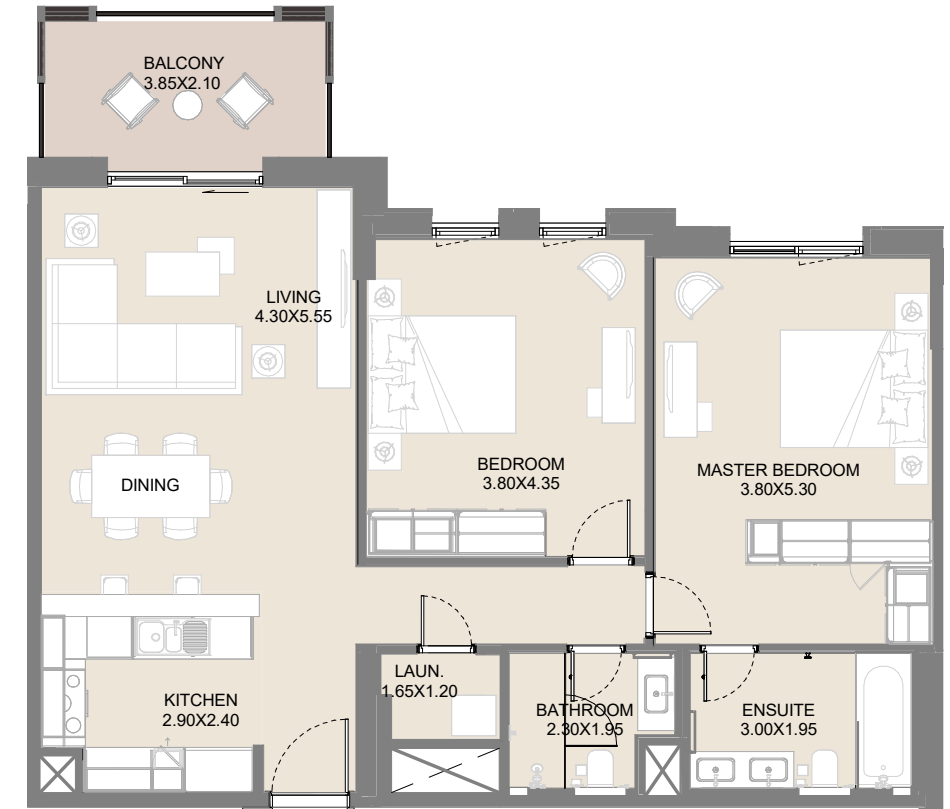
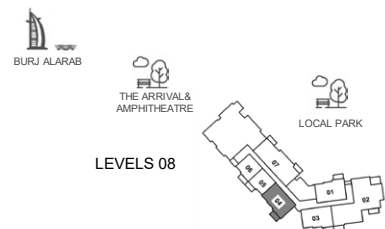
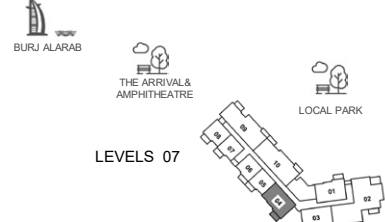
UNIT No.	SUITE AREA		BALCONY AREA		TOTAL AREA		
	SQM	SQFT	SQM	SQFT	SQM	SQFT	
202-302	111.88	1204.27	7.82	84.17	Min.	119.70	1288.44
	111.91	1204.59	7.81	84.07	Max.	119.72	1288.66



2BEDROOM

APARTMENT TYPE A1

LEVELS:7,8



UNIT No.	SUITE AREA		BALCONY AREA		TOTAL AREA	
	SQM	SQFT	SQM	SQFT	SQM	SQFT
704-804	95.39	1026.77	8.38	90.20	103.77	1116.97



DISCLAIMER: PLANS, DETAILS AND UNIT ORIENTATION INCLUDED ARE INDICATIVE ONLY AND ARE SUBJECT TO CHANGE BY THE DEVELOPER/SELLER AT ITS SOLE DISCRETION WITHOUT NOTICE AND/OR LIABILITY. ALL IMAGES, INCLUDING FEATURES, FINISHES, FURNISHINGS, VIEW AND SCALE ARE ILLUSTRATIVE ONLY. FINAL AREAS, ORIENTATION, DIMENSIONS, LAYOUT AND MATERIALS MAY DIFFER FROM THOSE STATED.



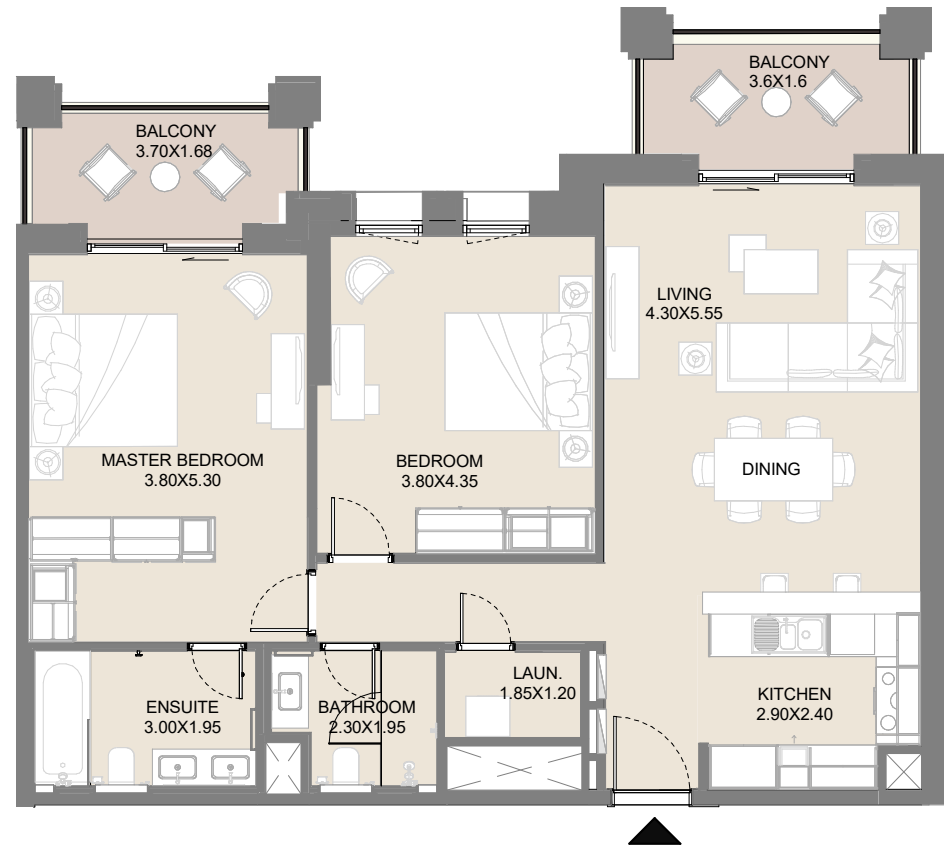
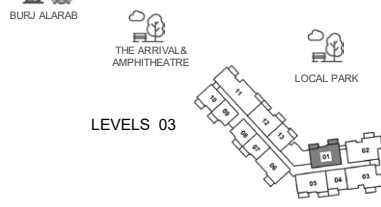
DISCLAIMER: PLANS, DETAILS AND UNIT ORIENTATION INCLUDED ARE INDICATIVE ONLY AND ARE SUBJECT TO CHANGE BY THE DEVELOPER/SELLER AT ITS SOLE DISCRETION WITHOUT NOTICE AND/OR LIABILITY. ALL IMAGES, INCLUDING FEATURES, FINISHES, FURNISHINGS, VIEW AND SCALE ARE ILLUSTRATIVE ONLY. FINAL AREAS, ORIENTATION, DIMENSIONS, LAYOUT AND MATERIALS MAY DIFFER FROM THOSE STATED.



2 BEDROOM

APARTMENT TYPE A5

LEVELS:3



UNIT No.	SUITE AREA		BALCONY AREA		TOTAL AREA	
	SQM	SQFT	SQM	SQFT	SQM	SQFT
301	96.32	1036.78	14.61	157.26	110.93	1194.04

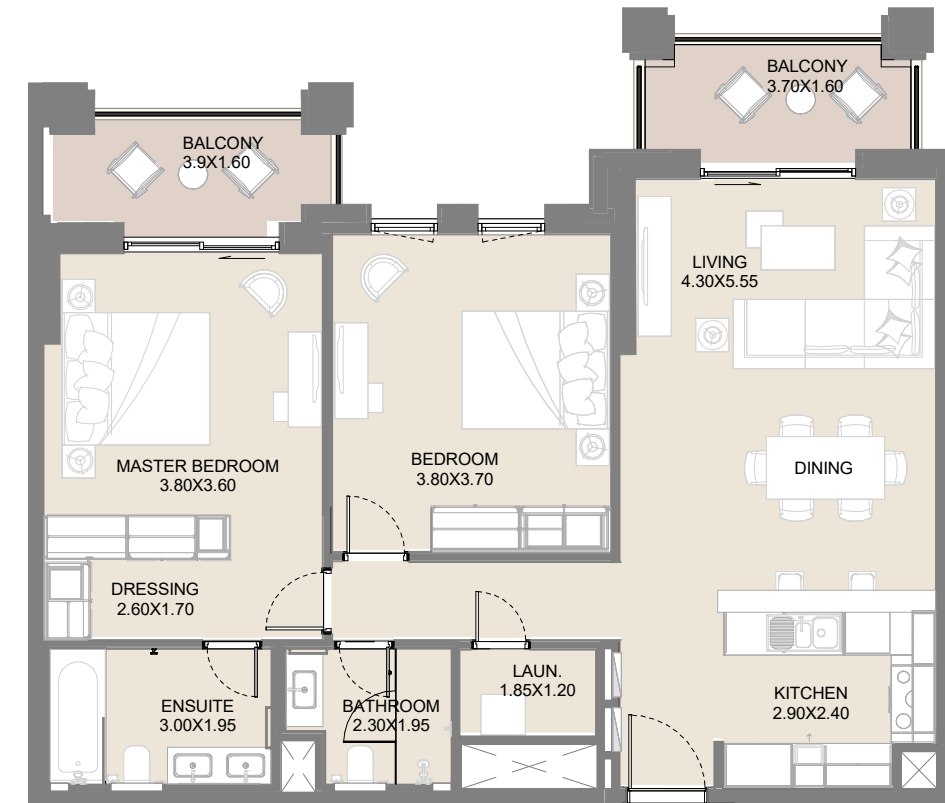
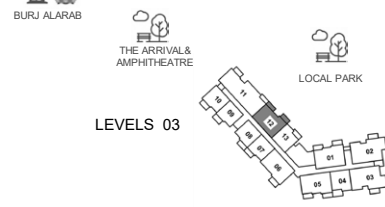


Lamaa

2 BEDROOM

APARTMENT TYPE A3

LEVELS:3



UNIT No.	SUITE AREA		BALCONY AREA		TOTAL AREA	
	SQM	SQFT	SQM	SQFT	SQM	SQFT
312	95.29	1025.69	14.87	160.06	110.16	1185.75

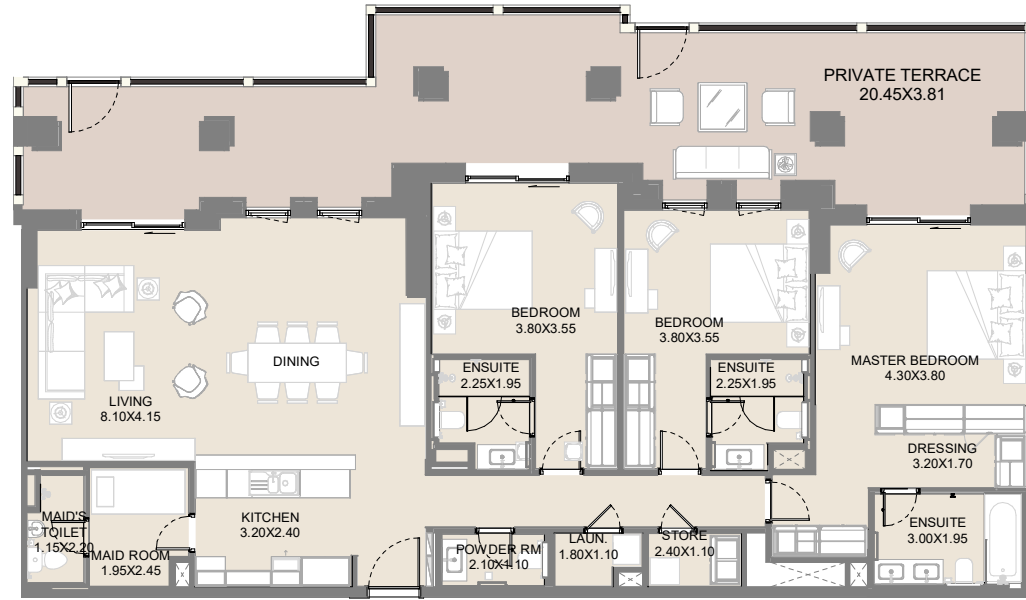
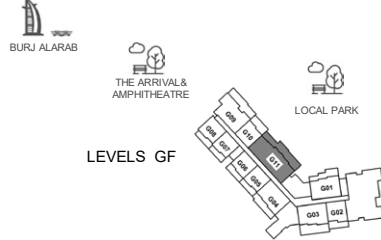


Lamaa

3BEDROOM

APARTMENT TYPE D1

LEVELS:GR



UNIT No.	SUITE AREA		BALCONY AREA		TOTAL AREA	
	SQM	SQFT	SQM	SQFT	SQM	SQFT
G11	157.22	1692.30	66.03	710.74	223.25	2403.04

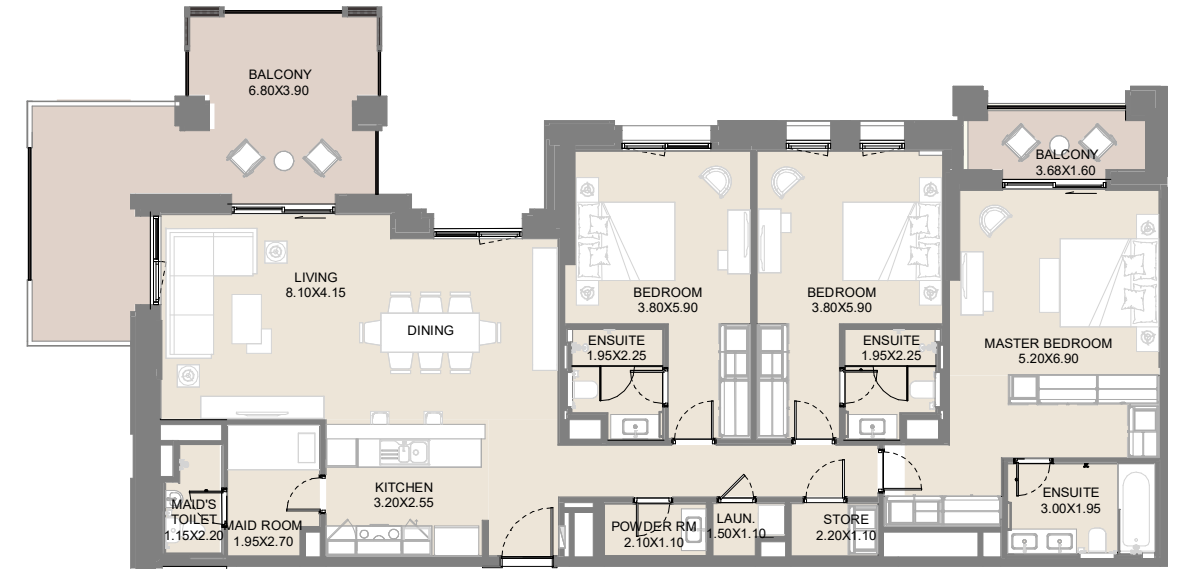
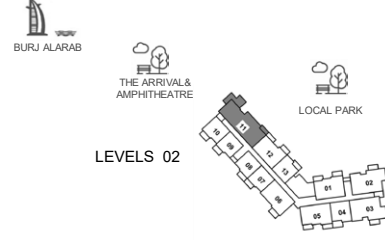


Lamaa

3BEDROOM

APARTMENT TYPE A3

LEVELS:2



UNIT No.	SUITE AREA		BALCONY AREA		TOTAL AREA	
	SQM	SQFT	SQM	SQFT	SQM	SQFT
211	154.08	1657.90	34.83	374.91	188.91	2033.41



Lamaa

DISCLAIMER: PLANS, DETAILS AND UNIT ORIENTATION INCLUDED ARE INDICATIVE ONLY AND ARE SUBJECT TO CHANGE BY THE DEVELOPER/SELLER AT ITS SOLE DISCRETION WITHOUT NOTICE AND/OR LIABILITY. ALL IMAGES, INCLUDING FEATURES, FINISHES, FURNISHINGS, VIEW AND SCALE ARE ILLUSTRATIVE ONLY. FINAL AREAS, ORIENTATION, DIMENSIONS, LAYOUT AND MATERIALS MAY DIFFER FROM THOSE STATED.



DISCLAIMER: PLANS, DETAILS AND UNIT ORIENTATION INCLUDED ARE INDICATIVE ONLY AND ARE SUBJECT TO CHANGE BY THE DEVELOPER/SELLER AT ITS SOLE DISCRETION WITHOUT NOTICE AND/OR LIABILITY. ALL IMAGES, INCLUDING FEATURES, FINISHES, FURNISHINGS, VIEW AND SCALE ARE ILLUSTRATIVE ONLY. FINAL AREAS, ORIENTATION, DIMENSIONS, LAYOUT AND MATERIALS MAY DIFFER FROM THOSE STATED.



3BEDROOM

APARTMENT TYPE A3

LEVELS:3,4,5,6



Lamaa

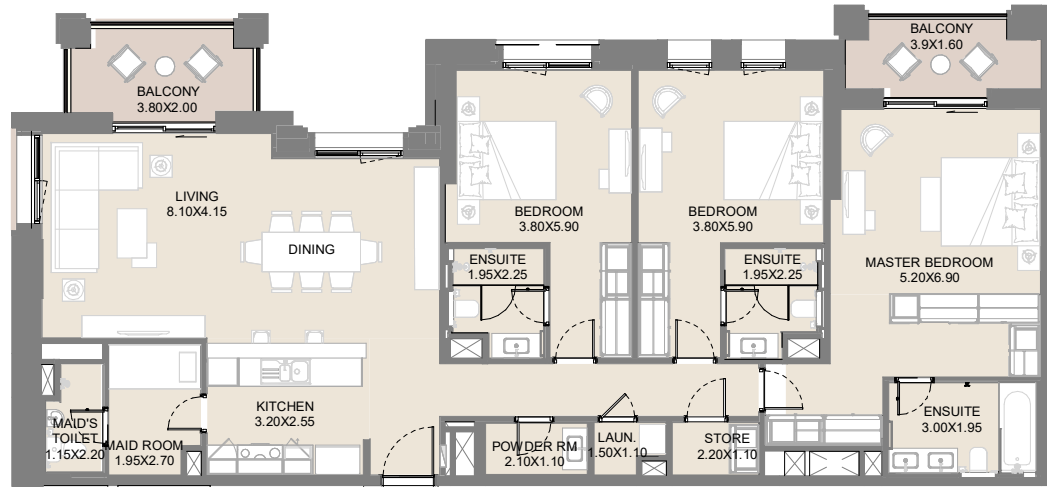
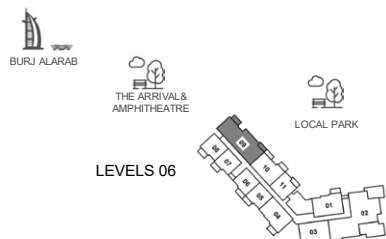
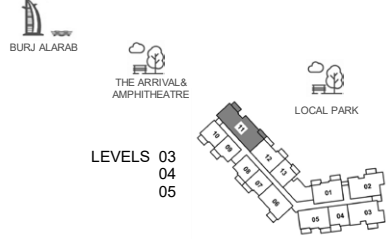
3BEDROOM

APARTMENT TYPE A4

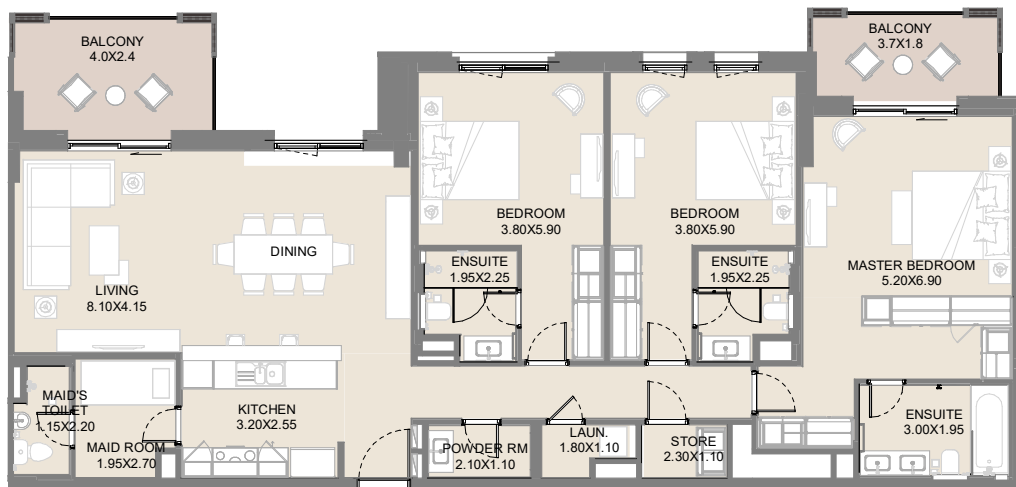
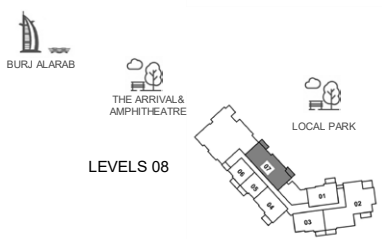
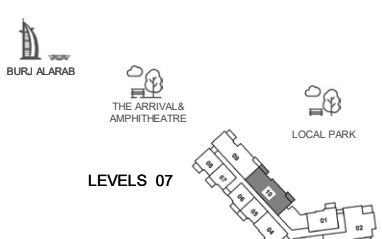
LEVELS:7,8



Lamaa



UNIT No.	SUITE AREA		BALCONY AREA		TOTAL AREA		
	SQM	SQFT	SQM	SQFT	SQM	SQFT	
311-411-511-609	154.12	1658.93	14.77	158.98	Min.	168.89	1817.92
	154.10	1658.72	14.94	160.81	Max.	169.04	1819.53



UNIT No.	SUITE AREA		BALCONY AREA		TOTAL AREA		
	SQM	SQFT	SQM	SQFT	SQM	SQFT	
710-807	153.29	1650.00	17.36	186.86	Min.	170.65	1836.86
	153.45	1651.72	17.40	187.29	Max.	170.85	1839.01

DISCLAIMER: PLANS, DETAILS AND UNIT ORIENTATION INCLUDED ARE INDICATIVE ONLY AND ARE SUBJECT TO CHANGE BY THE DEVELOPER/SELLER AT ITS SOLE DISCRETION WITHOUT NOTICE AND/OR LIABILITY. ALL IMAGES, INCLUDING FEATURES, FINISHES, FURNISHINGS, VIEW AND SCALE ARE ILLUSTRATIVE ONLY. FINAL AREAS, ORIENTATION, DIMENSIONS, LAYOUT AND MATERIALS MAY DIFFER FROM THOSE STATED.



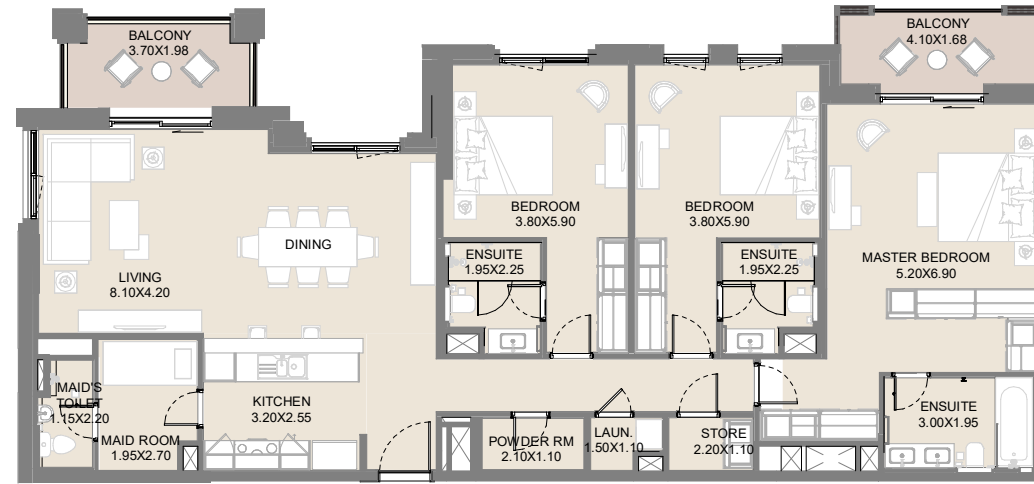
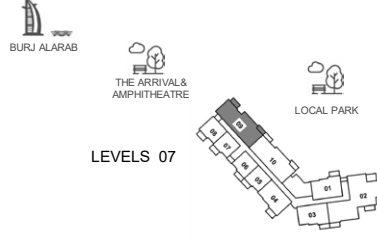
DISCLAIMER: PLANS, DETAILS AND UNIT ORIENTATION INCLUDED ARE INDICATIVE ONLY AND ARE SUBJECT TO CHANGE BY THE DEVELOPER/SELLER AT ITS SOLE DISCRETION WITHOUT NOTICE AND/OR LIABILITY. ALL IMAGES, INCLUDING FEATURES, FINISHES, FURNISHINGS, VIEW AND SCALE ARE ILLUSTRATIVE ONLY. FINAL AREAS, ORIENTATION, DIMENSIONS, LAYOUT AND MATERIALS MAY DIFFER FROM THOSE STATED.



3BEDROOM

APARTMENT TYPE A3

LEVELS:7



UNIT No.	SUITE AREA		BALCONY AREA		TOTAL AREA	
	SQM	SQFT	SQM	SQFT	SQM	SQFT
709	154.18	1659.58	14.76	158.88	168.94	1818.46

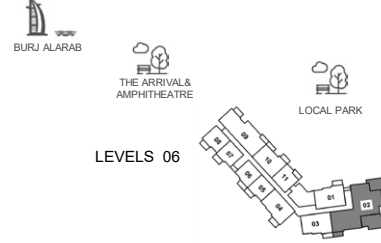


Lamaa

4BEDROOM

APARTMENT TYPE B1

LEVELS:6



UNIT No.	SUITE AREA		BALCONY AREA		TOTAL AREA	
	SQM	SQFT	SQM	SQFT	SQM	SQFT
602	222.48	2393.88	105.50	1135.18	327.98	3530.35



Lamaa

DISCLAIMER: PLANS, DETAILS AND UNIT ORIENTATION INCLUDED ARE INDICATIVE ONLY AND ARE SUBJECT TO CHANGE BY THE DEVELOPER/SELLER AT ITS SOLE DISCRETION WITHOUT NOTICE AND/OR LIABILITY. ALL IMAGES, INCLUDING FEATURES, FINISHES, FURNISHINGS, VIEW AND SCALE ARE ILLUSTRATIVE ONLY. FINAL AREAS, ORIENTATION, DIMENSIONS, LAYOUT AND MATERIALS MAY DIFFER FROM THOSE STATED.



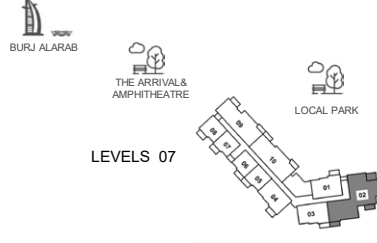
DISCLAIMER: PLANS, DETAILS AND UNIT ORIENTATION INCLUDED ARE INDICATIVE ONLY AND ARE SUBJECT TO CHANGE BY THE DEVELOPER/SELLER AT ITS SOLE DISCRETION WITHOUT NOTICE AND/OR LIABILITY. ALL IMAGES, INCLUDING FEATURES, FINISHES, FURNISHINGS, VIEW AND SCALE ARE ILLUSTRATIVE ONLY. FINAL AREAS, ORIENTATION, DIMENSIONS, LAYOUT AND MATERIALS MAY DIFFER FROM THOSE STATED.



4BEDROOM

APARTMENT TYPE B1

LEVELS:7



UNIT No.	SUITE AREA		BALCONY AREA		TOTAL AREA	
	SQM	SQFT	SQM	SQFT	SQM	SQFT
702	222.44	2393.45	29.04	312.47	251.48	2705.92

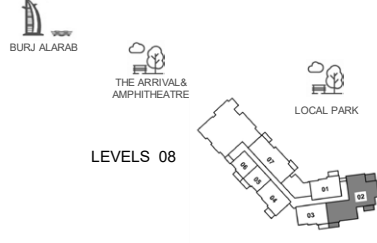


Lamaa

4BEDROOM

APARTMENT TYPE B1

LEVELS:8



UNIT No.	SUITE AREA		BALCONY AREA		TOTAL AREA	
	SQM	SQFT	SQM	SQFT	SQM	SQFT
802	222.45	2394.43	29.17	313.98	251.62	2708.42

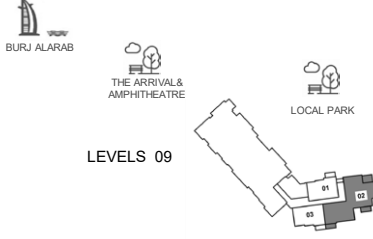


Lamaa

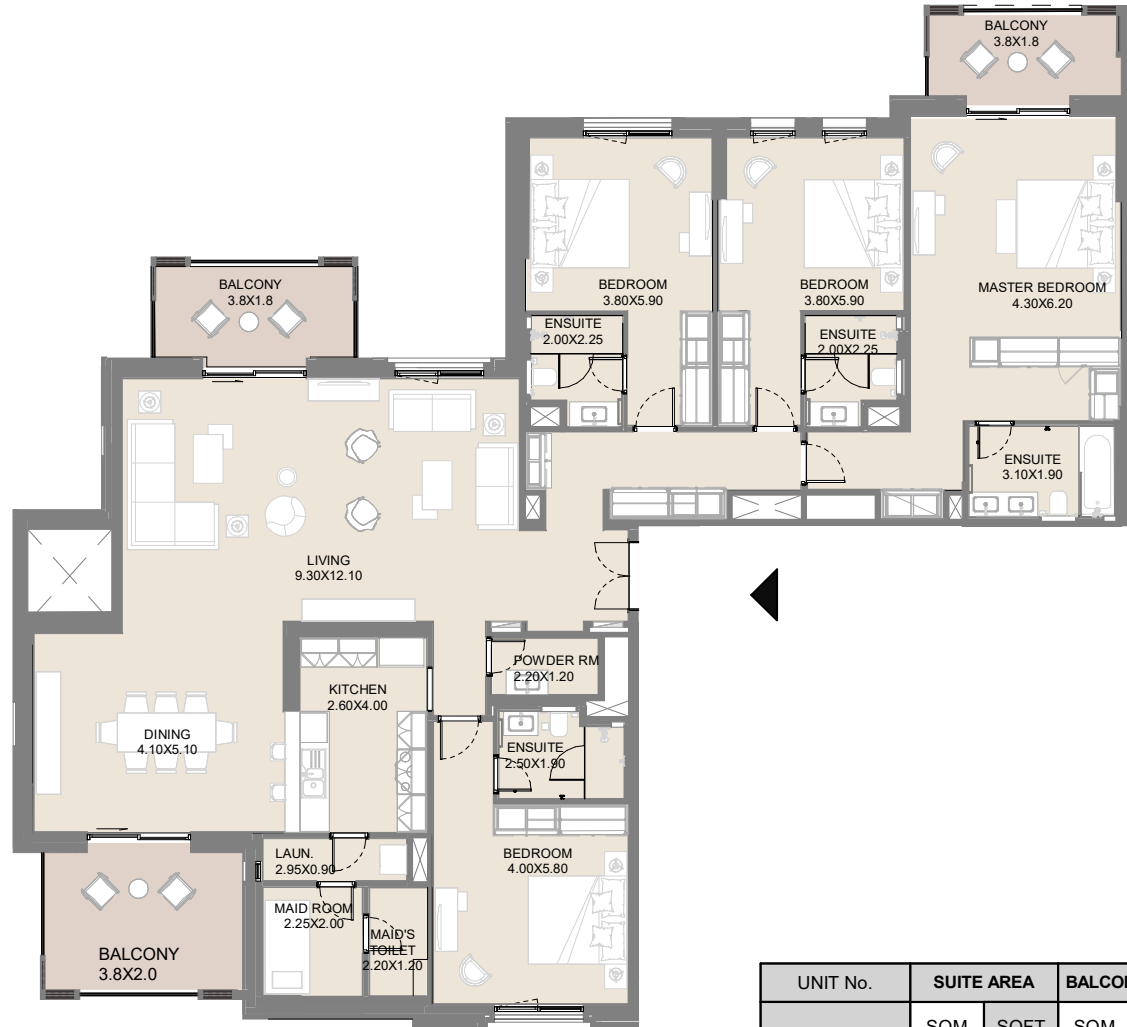
4BEDROOM

APARTMENT TYPE B1

LEVELS:9



Lamaa



UNIT No.	SUITE AREA		BALCONY AREA		TOTAL AREA	
	SQM	SQFT	SQM	SQFT	SQM	SQFT
902	222.42	2393.23	29.50	317.42	251.92	2710.65

MADINAT JUMEIRAH LIVING FLOOR PLANS LAMA 3

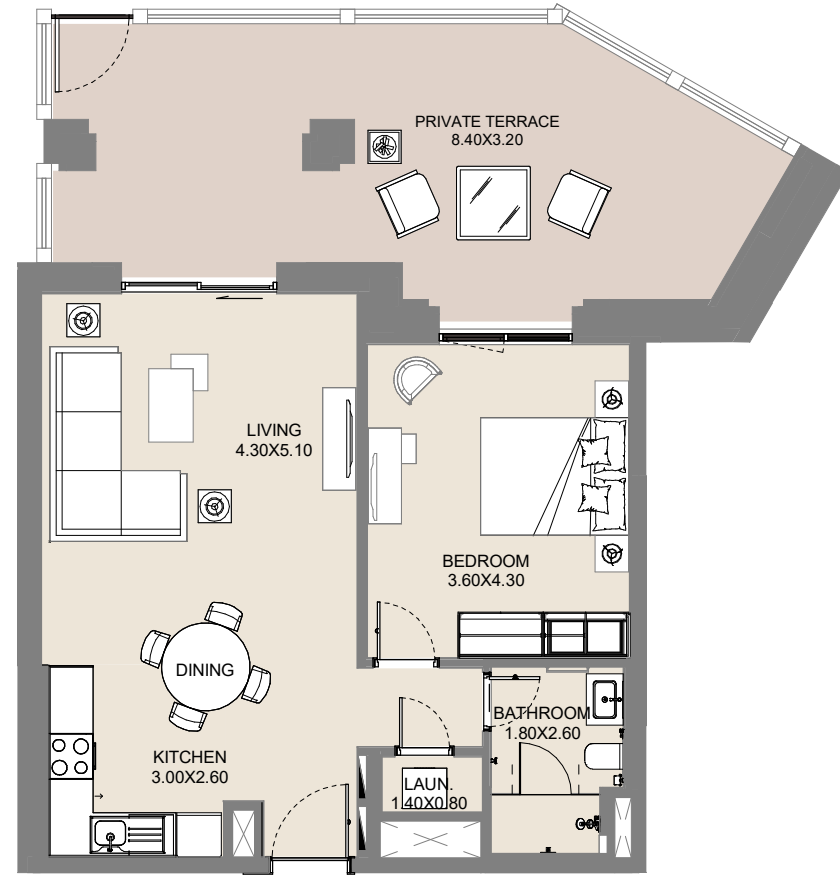
DISCLAIMER: PLANS, DETAILS AND UNIT ORIENTATION INCLUDED ARE INDICATIVE ONLY AND ARE SUBJECT TO CHANGE BY THE DEVELOPER/SELLER AT ITS SOLE DISCRETION WITHOUT NOTICE AND/OR LIABILITY. ALL IMAGES, INCLUDING FEATURES, FINISHES, FURNISHINGS, VIEW AND SCALE ARE ILLUSTRATIVE ONLY. FINAL AREAS, ORIENTATION, DIMENSIONS, LAYOUT AND MATERIALS MAY DIFFER FROM THOSE STATED.



1 BEDROOM

APARTMENT TYPE A1

LEVELS:GR



UNIT No.	SUITE AREA		BALCONY AREA		TOTAL AREA	
	SQM	SQFT	SQM	SQFT	SQM	SQFT
G01	61.17	658.43	34.92	375.88	96.09	1034.30

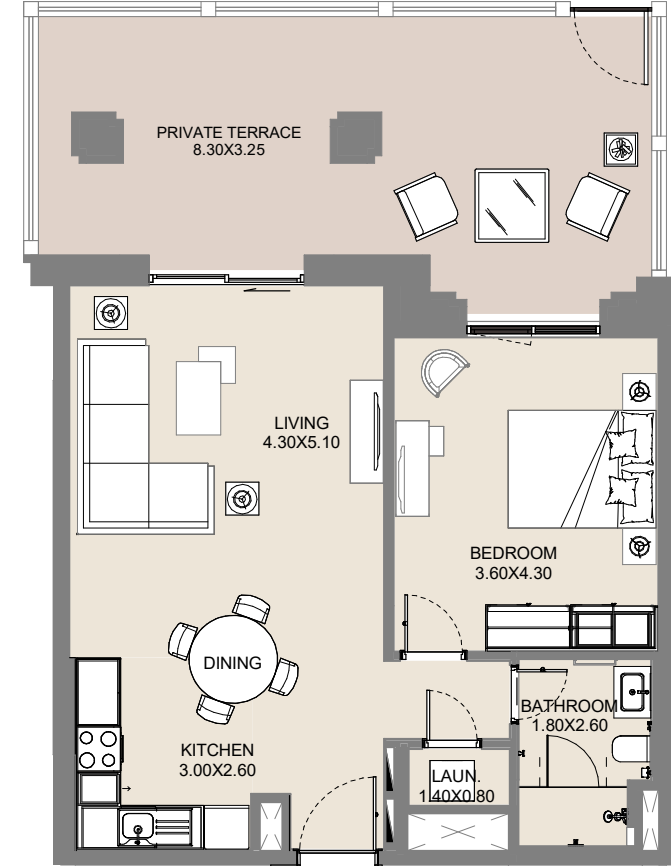


Lamaa

1 BEDROOM

APARTMENT TYPE A1

LEVELS:GR



UNIT No.	SUITE AREA		BALCONY AREA		TOTAL AREA	
	SQM	SQFT	SQM	SQFT	SQM	SQFT
G02	61.07	657.11	31.96	344.01	93.03	1001.37

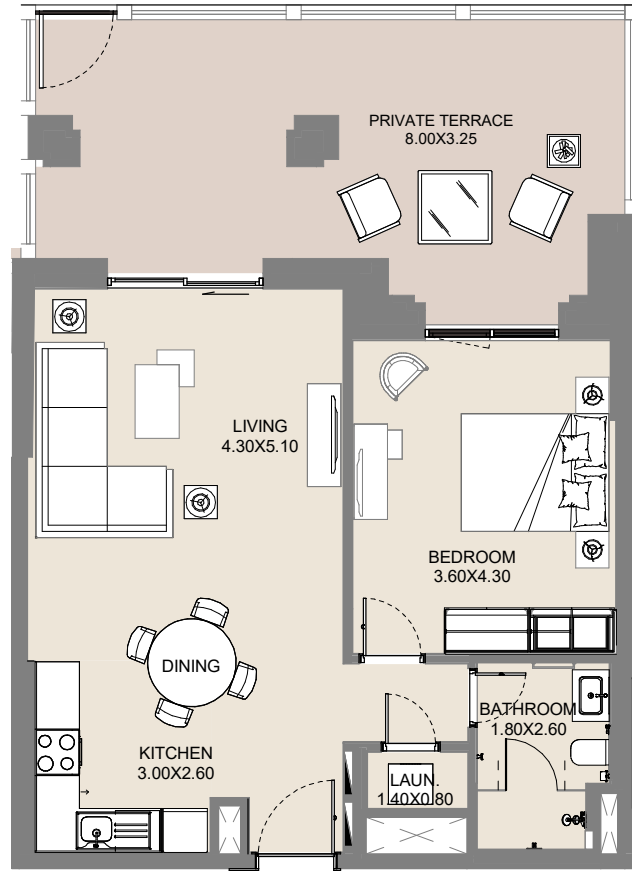


Lamaa

1 BEDROOM

APARTMENT TYPE A1

LEVELS:GR



UNIT No.	SUITE AREA		BALCONY AREA		TOTAL AREA	
	SQM	SQFT	SQM	SQFT	SQM	SQFT
G06	60.45	650.68	30.40	327.22	90.85	977.90

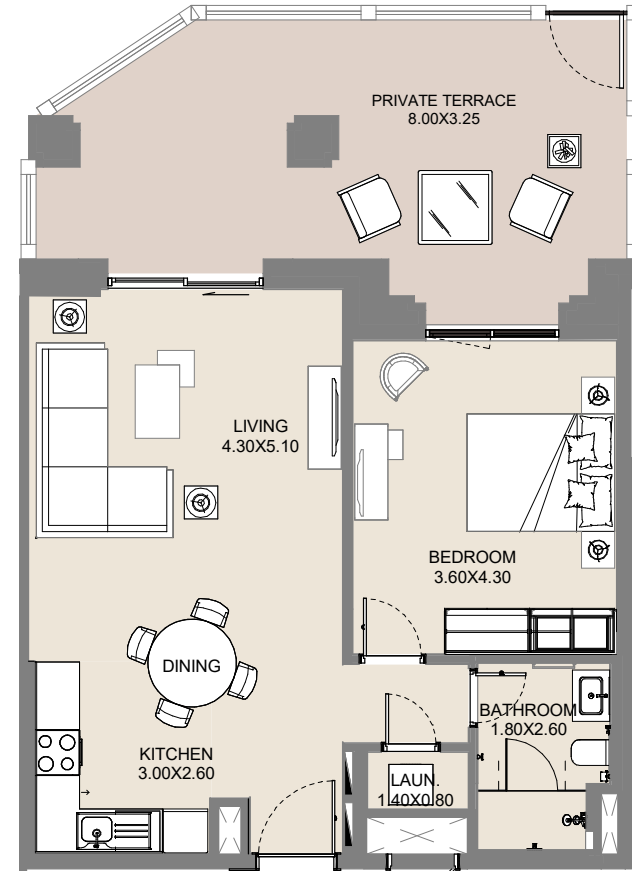


Lamaa

1 BEDROOM

APARTMENT TYPE A1

LEVELS:GR



UNIT No.	SUITE AREA		BALCONY AREA		TOTAL AREA	
	SQM	SQFT	SQM	SQFT	SQM	SQFT
G07	60.45	650.68	29.16	313.88	89.61	964.55



Lamaa

DISCLAIMER: PLANS, DETAILS AND UNIT ORIENTATION INCLUDED ARE INDICATIVE ONLY AND ARE SUBJECT TO CHANGE BY THE DEVELOPER/SELLER AT ITS SOLE DISCRETION WITHOUT NOTICE AND/OR LIABILITY. ALL IMAGES, INCLUDING FEATURES, FINISHES, FURNISHINGS, VIEW AND SCALE ARE ILLUSTRATIVE ONLY. FINAL AREAS, ORIENTATION, DIMENSIONS, LAYOUT AND MATERIALS MAY DIFFER FROM THOSE STATED.



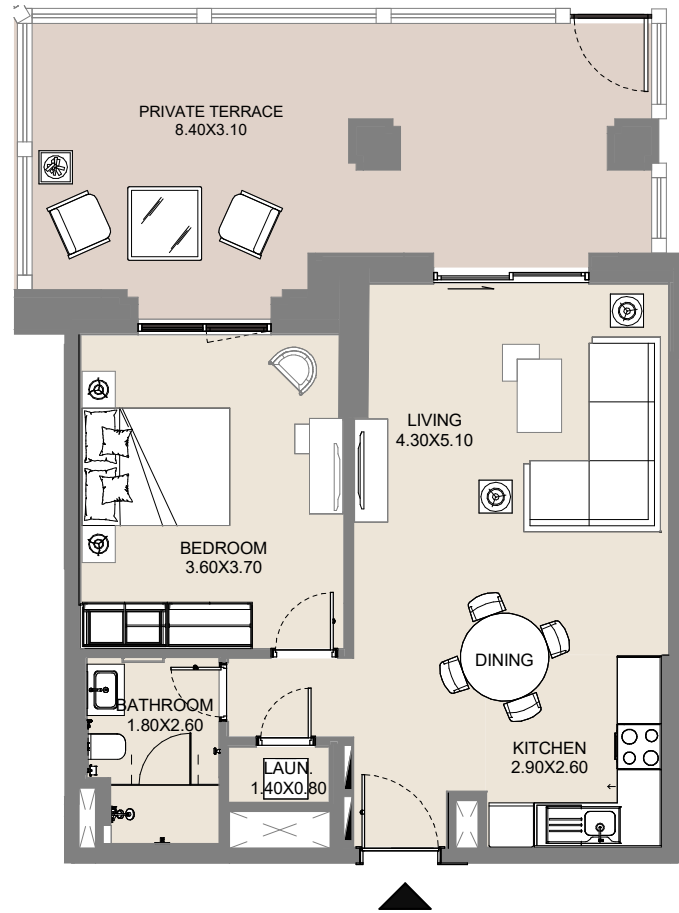
DISCLAIMER: PLANS, DETAILS AND UNIT ORIENTATION INCLUDED ARE INDICATIVE ONLY AND ARE SUBJECT TO CHANGE BY THE DEVELOPER/SELLER AT ITS SOLE DISCRETION WITHOUT NOTICE AND/OR LIABILITY. ALL IMAGES, INCLUDING FEATURES, FINISHES, FURNISHINGS, VIEW AND SCALE ARE ILLUSTRATIVE ONLY. FINAL AREAS, ORIENTATION, DIMENSIONS, LAYOUT AND MATERIALS MAY DIFFER FROM THOSE STATED.



1 BEDROOM

APARTMENT TYPE A1

LEVELS:GR



UNIT No.	SUITE AREA		BALCONY AREA		TOTAL AREA	
	SQM	SQFT	SQM	SQFT	SQM	SQFT
G09	61.33	660.15	31.59	340.03	92.92	1000.18

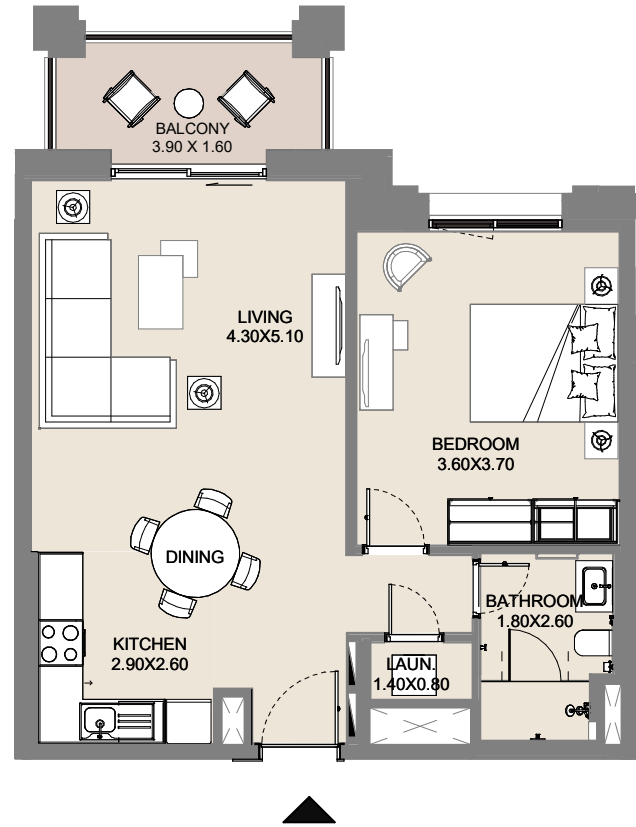


Lamaa

1 BEDROOM

APARTMENT TYPE A1

LEVELS:1,4,5



UNIT No.	SUITE AREA		BALCONY AREA		TOTAL AREA	
	SQM	SQFT	SQM	SQFT	SQM	SQFT
101-102 401-501	61.15	658.21	6.49	69.86	Min. 67.64	728.07
	61.15	658.21	6.85	73.73	Max. 68.00	731.95



Lamaa

DISCLAIMER: PLANS, DETAILS AND UNIT ORIENTATION INCLUDED ARE INDICATIVE ONLY AND ARE SUBJECT TO CHANGE BY THE DEVELOPER/SELLER AT ITS SOLE DISCRETION WITHOUT NOTICE AND/OR LIABILITY. ALL IMAGES, INCLUDING FEATURES, FINISHES, FURNISHINGS, VIEW AND SCALE ARE ILLUSTRATIVE ONLY. FINAL AREAS, ORIENTATION, DIMENSIONS, LAYOUT AND MATERIALS MAY DIFFER FROM THOSE STATED.



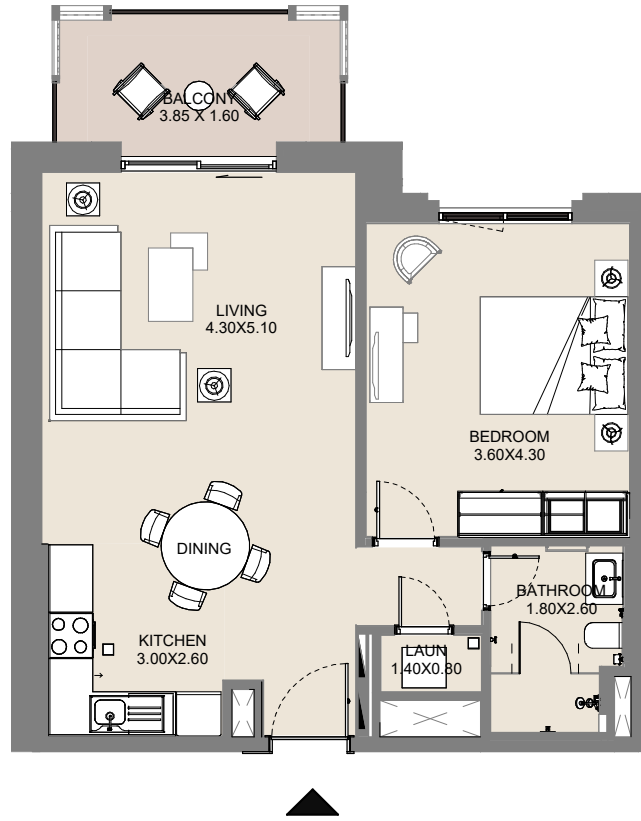
DISCLAIMER: PLANS, DETAILS AND UNIT ORIENTATION INCLUDED ARE INDICATIVE ONLY AND ARE SUBJECT TO CHANGE BY THE DEVELOPER/SELLER AT ITS SOLE DISCRETION WITHOUT NOTICE AND/OR LIABILITY. ALL IMAGES, INCLUDING FEATURES, FINISHES, FURNISHINGS, VIEW AND SCALE ARE ILLUSTRATIVE ONLY. FINAL AREAS, ORIENTATION, DIMENSIONS, LAYOUT AND MATERIALS MAY DIFFER FROM THOSE STATED.



1 BEDROOM

APARTMENT TYPE A1

LEVELS:6,7,8



UNIT No.	SUITE AREA		BALCONY AREA		TOTAL AREA		
	SQM	SQFT	SQM	SQFT		SQM	SQFT
601-701-801	61.15	658.21	7.64	82.24	Min.	68.79	740.45
	61.15	658.21	7.65	82.34	Max.	68.80	740.56

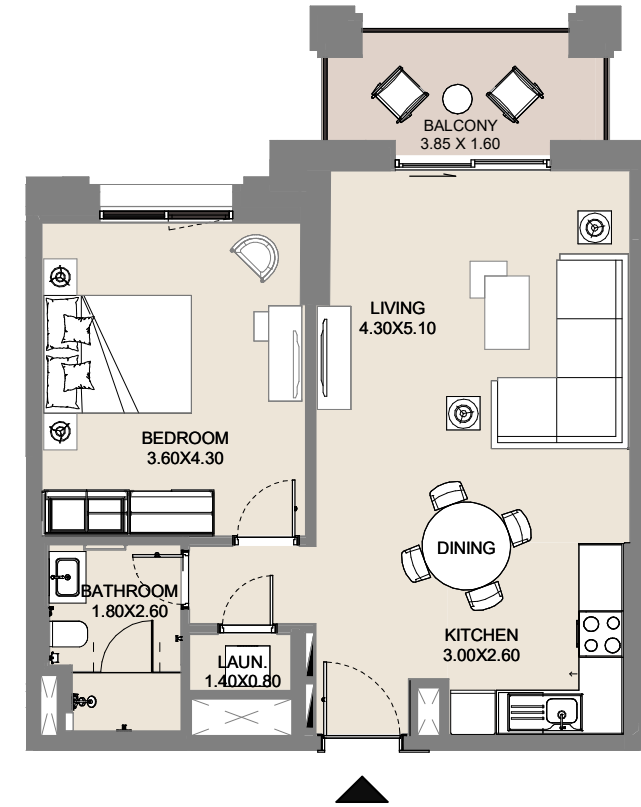


Lamaa

1 BEDROOM

APARTMENT TYPE A1

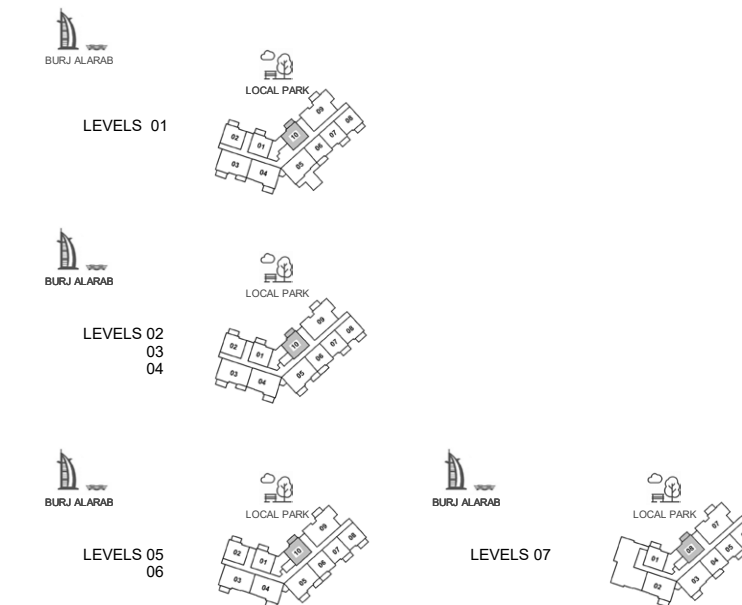
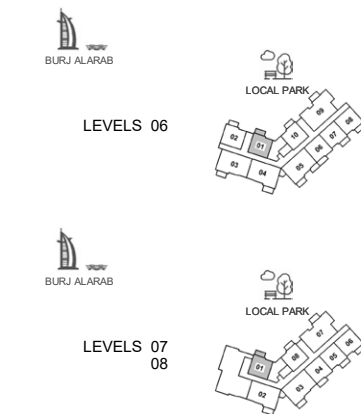
LEVELS:1,2,3,4,5,6,7



UNIT No.	SUITE AREA		BALCONY AREA		TOTAL AREA		
	SQM	SQFT	SQM	SQFT		SQM	SQFT
110-210-310 410-510-610-708	61.38	660.69	6.25	67.27	Min.	67.63	727.96
	61.43	661.23	6.95	74.81	Max.	68.38	736.04



Lamaa



DISCLAIMER: PLANS, DETAILS AND UNIT ORIENTATION INCLUDED ARE INDICATIVE ONLY AND ARE SUBJECT TO CHANGE BY THE DEVELOPER/SELLER AT ITS SOLE DISCRETION WITHOUT NOTICE AND/OR LIABILITY. ALL IMAGES, INCLUDING FEATURES, FINISHES, FURNISHINGS, VIEW AND SCALE ARE ILLUSTRATIVE ONLY. FINAL AREAS, ORIENTATION, DIMENSIONS, LAYOUT AND MATERIALS MAY DIFFER FROM THOSE STATED.



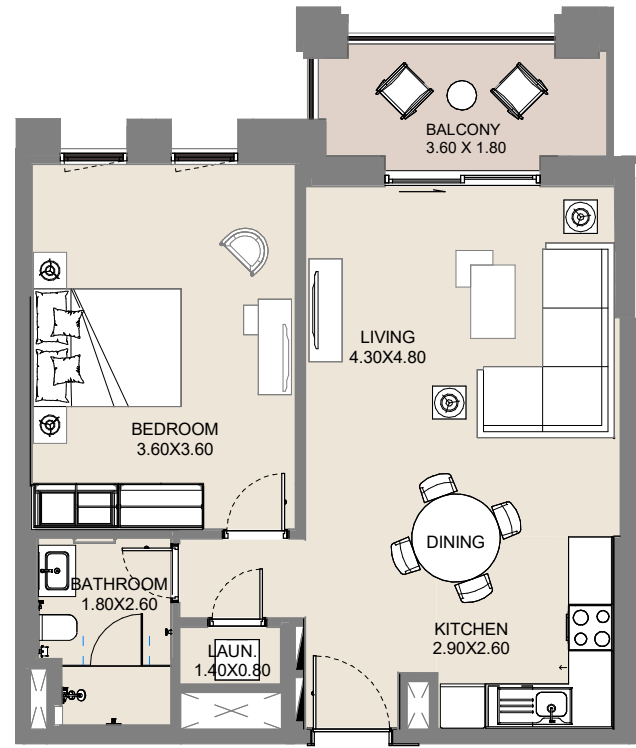
DISCLAIMER: PLANS, DETAILS AND UNIT ORIENTATION INCLUDED ARE INDICATIVE ONLY AND ARE SUBJECT TO CHANGE BY THE DEVELOPER/SELLER AT ITS SOLE DISCRETION WITHOUT NOTICE AND/OR LIABILITY. ALL IMAGES, INCLUDING FEATURES, FINISHES, FURNISHINGS, VIEW AND SCALE ARE ILLUSTRATIVE ONLY. FINAL AREAS, ORIENTATION, DIMENSIONS, LAYOUT AND MATERIALS MAY DIFFER FROM THOSE STATED.



1 BEDROOM

APARTMENT TYPE B1

LEVELS:1



UNIT No.	SUITE AREA		BALCONY AREA		TOTAL AREA	
	SQM	SQFT	SQM	SQFT	SQM	SQFT
106	61.72	664.35	7.27	78.25	68.99	742.60

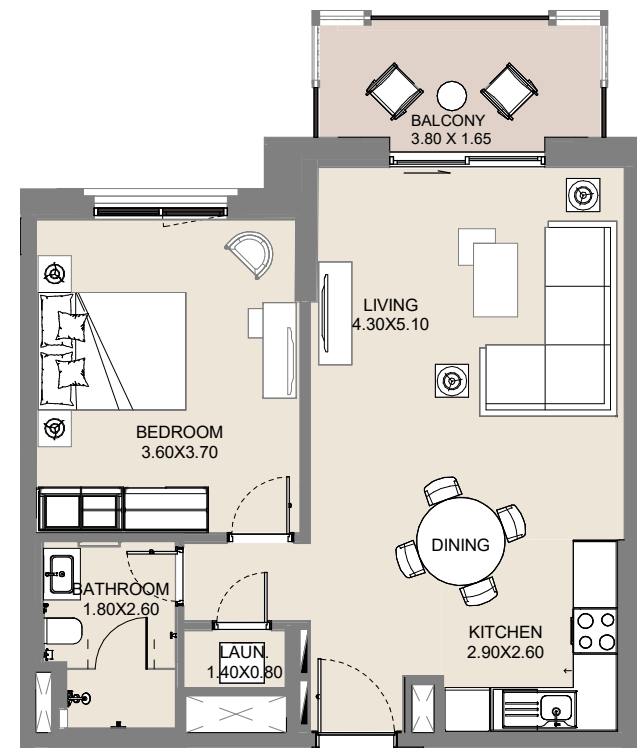
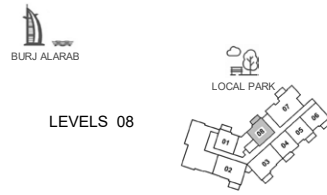


Lamaa

1 BEDROOM

APARTMENT TYPE A1

LEVELS:8,9



UNIT No.	SUITE AREA		BALCONY AREA		TOTAL AREA	
	SQM	SQFT	SQM	SQFT	SQM	SQFT
808-906	61.37	660.58	7.11	76.53	Min. 68.48	736.11
	61.51	662.09	7.11	76.53	Max. 68.62	738.62



Lamaa

DISCLAIMER: PLANS, DETAILS AND UNIT ORIENTATION INCLUDED ARE INDICATIVE ONLY AND ARE SUBJECT TO CHANGE BY THE DEVELOPER/SELLER AT ITS SOLE DISCRETION WITHOUT NOTICE AND/OR LIABILITY. ALL IMAGES, INCLUDING FEATURES, FINISHES, FURNISHINGS, VIEW AND SCALE ARE ILLUSTRATIVE ONLY. FINAL AREAS, ORIENTATION, DIMENSIONS, LAYOUT AND MATERIALS MAY DIFFER FROM THOSE STATED.



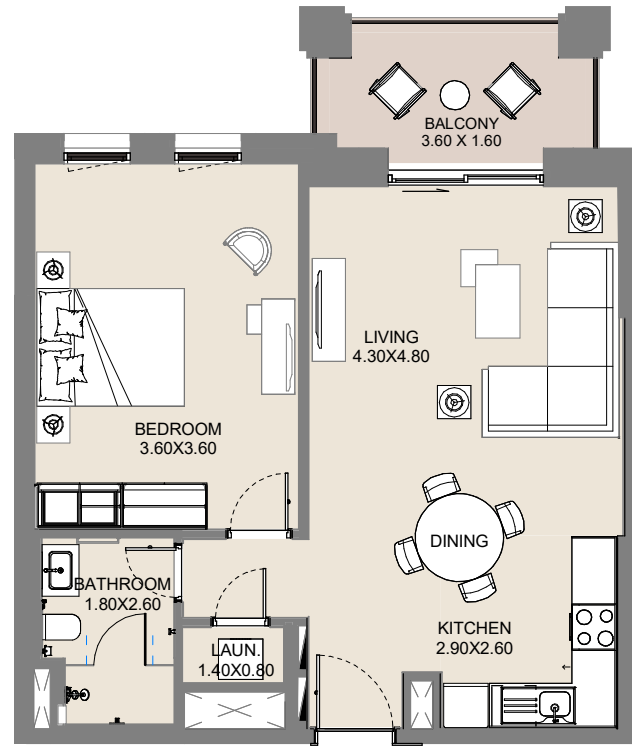
DISCLAIMER: PLANS, DETAILS AND UNIT ORIENTATION INCLUDED ARE INDICATIVE ONLY AND ARE SUBJECT TO CHANGE BY THE DEVELOPER/SELLER AT ITS SOLE DISCRETION WITHOUT NOTICE AND/OR LIABILITY. ALL IMAGES, INCLUDING FEATURES, FINISHES, FURNISHINGS, VIEW AND SCALE ARE ILLUSTRATIVE ONLY. FINAL AREAS, ORIENTATION, DIMENSIONS, LAYOUT AND MATERIALS MAY DIFFER FROM THOSE STATED.



1 BEDROOM

APARTMENT TYPE B1

LEVELS:7



UNIT No.	SUITE AREA		BALCONY AREA		TOTAL AREA	
	SQM	SQFT	SQM	SQFT	SQM	SQFT
704	61.72	664.35	7.50	80.73	69.22	745.08

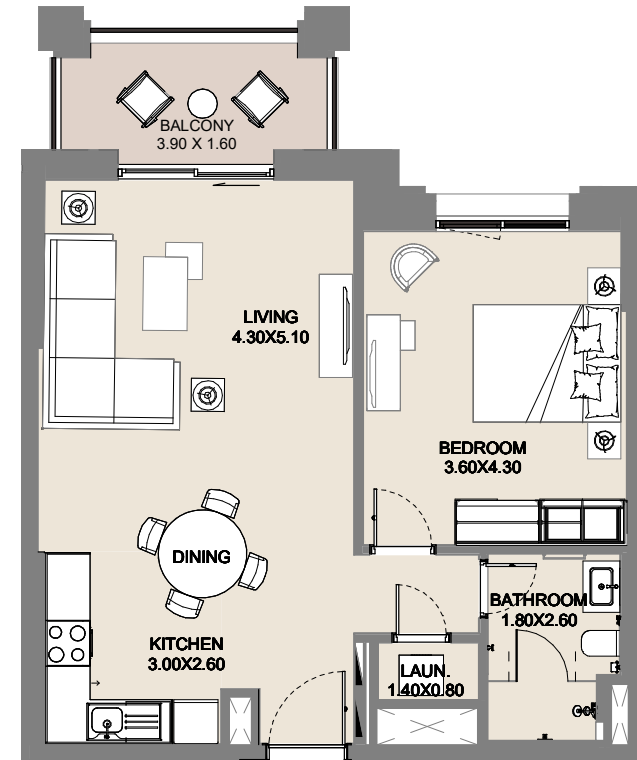
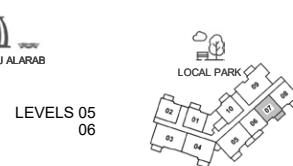
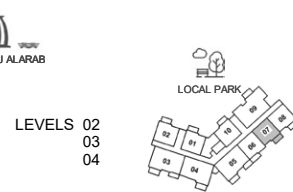


Lamaa

1 BEDROOM

APARTMENT TYPE A1

LEVELS:1,2,3,4,5,6



UNIT No.	SUITE AREA		BALCONY AREA		TOTAL AREA	
	SQM	SQFT	SQM	SQFT	SQM	SQFT
107-207-307	60.45	650.68	6.95	74.81	Min. 67.40	725.49
407-507-607	60.45	650.68	7.42	79.87	Max. 67.87	730.55



Lamaa

DISCLAIMER: PLANS, DETAILS AND UNIT ORIENTATION INCLUDED ARE INDICATIVE ONLY AND ARE SUBJECT TO CHANGE BY THE DEVELOPER/SELLER AT ITS SOLE DISCRETION WITHOUT NOTICE AND/OR LIABILITY. ALL IMAGES, INCLUDING FEATURES, FINISHES, FURNISHINGS, VIEW AND SCALE ARE ILLUSTRATIVE ONLY. FINAL AREAS, ORIENTATION, DIMENSIONS, LAYOUT AND MATERIALS MAY DIFFER FROM THOSE STATED.



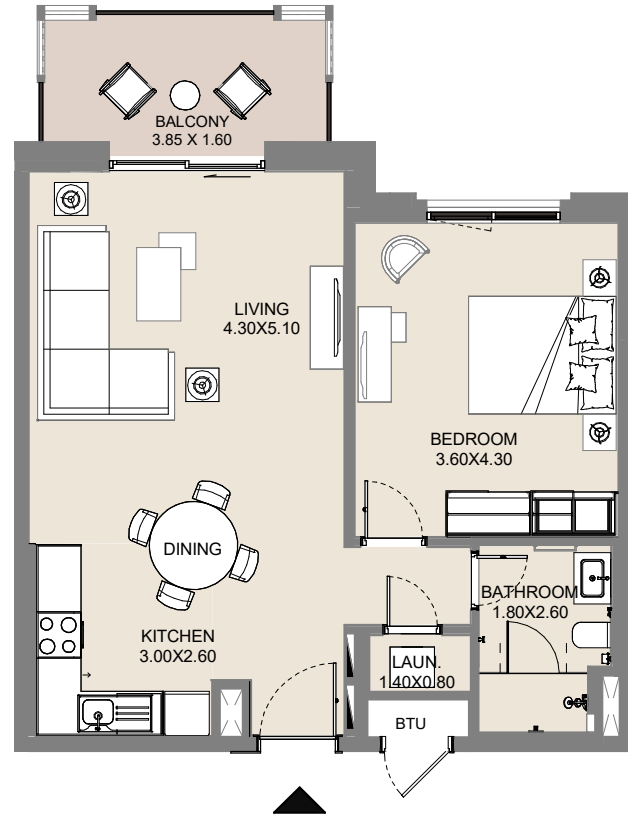
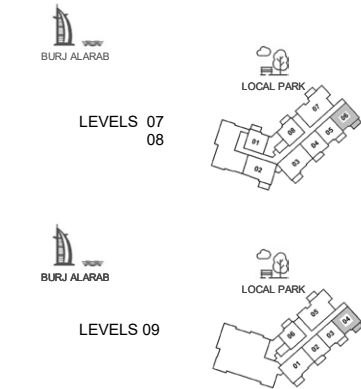
DISCLAIMER: PLANS, DETAILS AND UNIT ORIENTATION INCLUDED ARE INDICATIVE ONLY AND ARE SUBJECT TO CHANGE BY THE DEVELOPER/SELLER AT ITS SOLE DISCRETION WITHOUT NOTICE AND/OR LIABILITY. ALL IMAGES, INCLUDING FEATURES, FINISHES, FURNISHINGS, VIEW AND SCALE ARE ILLUSTRATIVE ONLY. FINAL AREAS, ORIENTATION, DIMENSIONS, LAYOUT AND MATERIALS MAY DIFFER FROM THOSE STATED.



1 BEDROOM

APARTMENT TYPE A1

LEVELS:07,08,09



UNIT No.	SUITE AREA		BALCONY AREA		TOTAL AREA		
	SQM	SQFT	SQM	SQFT		SQM	SQFT
706-806-904	60.41	650.25	7.60	81.81	Min.	68.01	732.05
	60.44	650.57	7.60	81.81	Max.	68.04	732.38

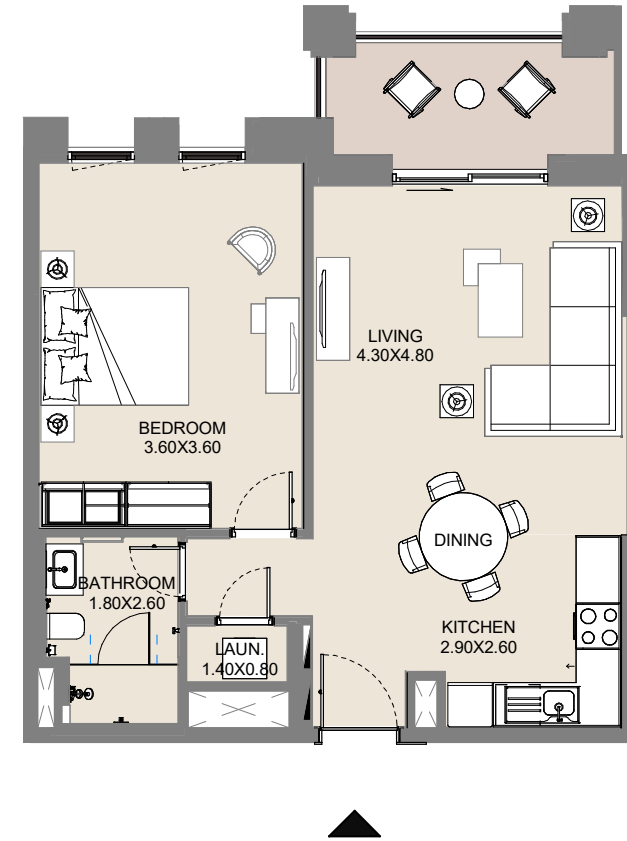
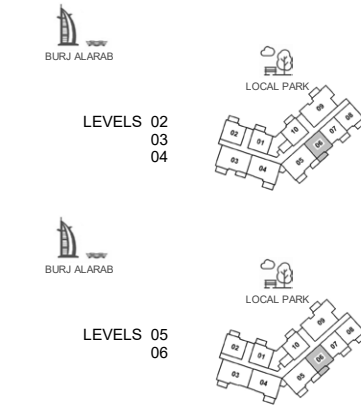


Lamaa

1 BEDROOM

APARTMENT TYPE B1

LEVELS:2,3,4,5,6



UNIT No.	SUITE AREA		BALCONY AREA		TOTAL AREA		
	SQM	SQFT	SQM	SQFT		SQM	SQFT
206-306 406-506-606	61.72	664.35	8.03	86.43	Min.	69.75	750.78
	61.72	664.35	8.19	88.16	Max.	69.91	752.50



Lamaa

DISCLAIMER: PLANS, DETAILS AND UNIT ORIENTATION INCLUDED ARE INDICATIVE ONLY AND ARE SUBJECT TO CHANGE BY THE DEVELOPER/SELLER AT ITS SOLE DISCRETION WITHOUT NOTICE AND/OR LIABILITY. ALL IMAGES, INCLUDING FEATURES, FINISHES, FURNISHINGS, VIEW AND SCALE ARE ILLUSTRATIVE ONLY. FINAL AREAS, ORIENTATION, DIMENSIONS, LAYOUT AND MATERIALS MAY DIFFER FROM THOSE STATED.



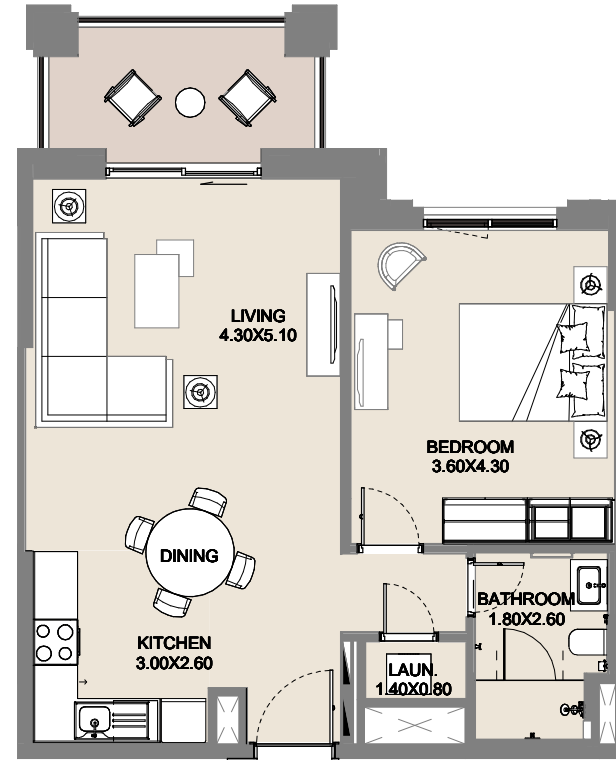
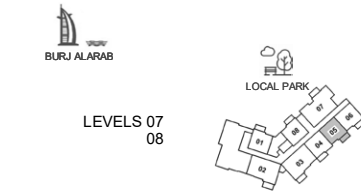
DISCLAIMER: PLANS, DETAILS AND UNIT ORIENTATION INCLUDED ARE INDICATIVE ONLY AND ARE SUBJECT TO CHANGE BY THE DEVELOPER/SELLER AT ITS SOLE DISCRETION WITHOUT NOTICE AND/OR LIABILITY. ALL IMAGES, INCLUDING FEATURES, FINISHES, FURNISHINGS, VIEW AND SCALE ARE ILLUSTRATIVE ONLY. FINAL AREAS, ORIENTATION, DIMENSIONS, LAYOUT AND MATERIALS MAY DIFFER FROM THOSE STATED.



1 BEDROOM

APARTMENT TYPE A1

LEVELS:7,8



UNIT No.	SUITE AREA		BALCONY AREA		TOTAL AREA	
	SQM	SQFT	SQM	SQFT	SQM	SQFT
705-805	60.45	650.68	7.42	79.87	67.87	730.55

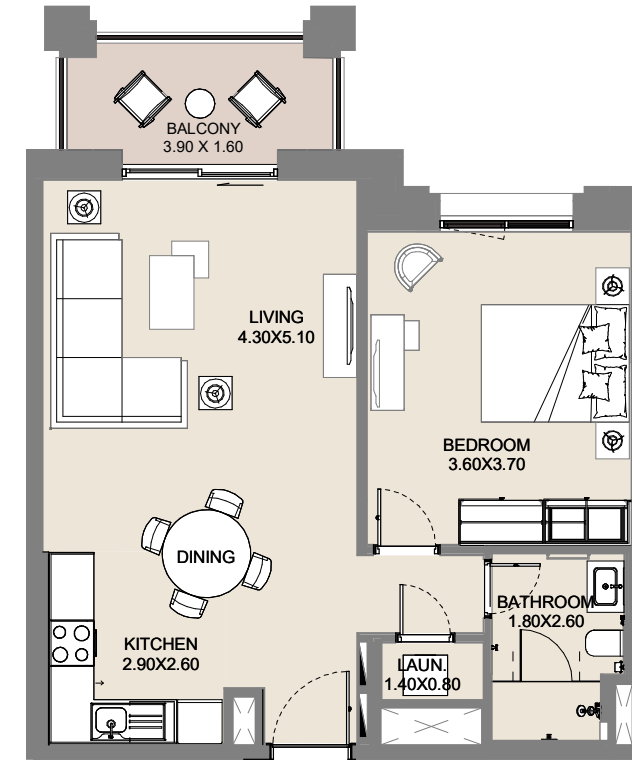
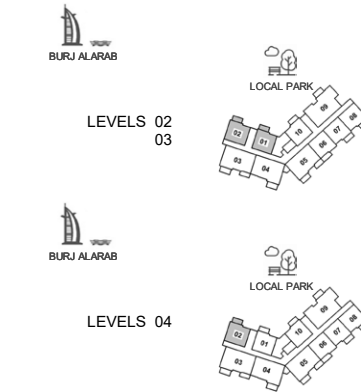


Lamaa

1 BEDROOM

APARTMENT TYPE A1

LEVELS:2,3,4



UNIT No.	SUITE AREA		BALCONY AREA		TOTAL AREA	
	SQM	SQFT	SQM	SQFT	SQM	SQFT
201-202-301 302-402	61.15	658.21	6.95	74.81	Min. 68.10	733.02
	61.15	658.21	7.42	79.87	Max. 68.57	738.08

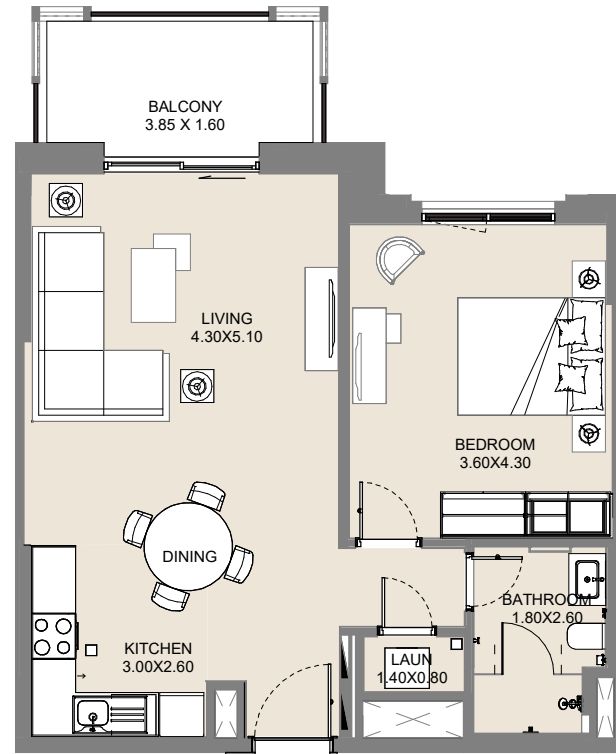
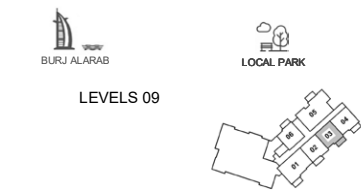


Lamaa

1 BEDROOM

APARTMENT TYPE A1

LEVELS:9



UNIT No.	SUITE AREA		BALCONY AREA		TOTAL AREA	
	SQM	SQFT	SQM	SQFT	SQM	SQFT
903	60.45	650.68	7.60	81.81	68.05	732.48

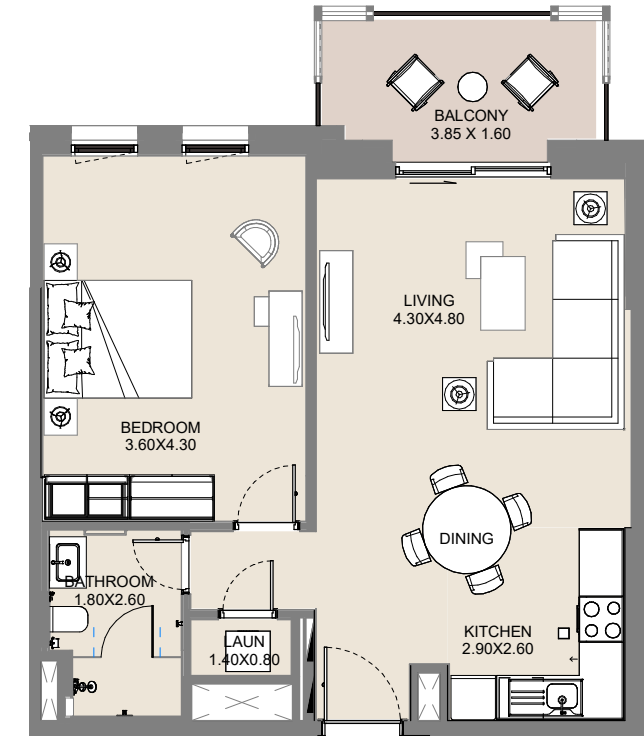
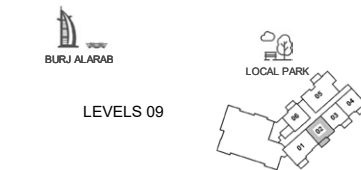
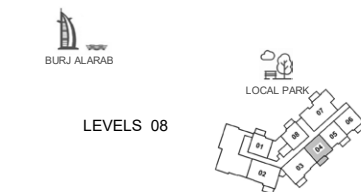


Lamaa

1 BEDROOM

APARTMENT TYPE B1

LEVELS:8,9



UNIT No.	SUITE AREA		BALCONY AREA		TOTAL AREA	
	SQM	SQFT	SQM	SQFT	SQM	SQFT
804-902	61.72	664.35	7.66	82.45	Min. 69.38	764.80
	61.73	664.46	7.66	82.45	Max. 69.39	746.91



Lamaa

DISCLAIMER: PLANS, DETAILS AND UNIT ORIENTATION INCLUDED ARE INDICATIVE ONLY AND ARE SUBJECT TO CHANGE BY THE DEVELOPER/SELLER AT ITS SOLE DISCRETION WITHOUT NOTICE AND/OR LIABILITY. ALL IMAGES, INCLUDING FEATURES, FINISHES, FURNISHINGS, VIEW AND SCALE ARE ILLUSTRATIVE ONLY. FINAL AREAS, ORIENTATION, DIMENSIONS, LAYOUT AND MATERIALS MAY DIFFER FROM THOSE STATED.



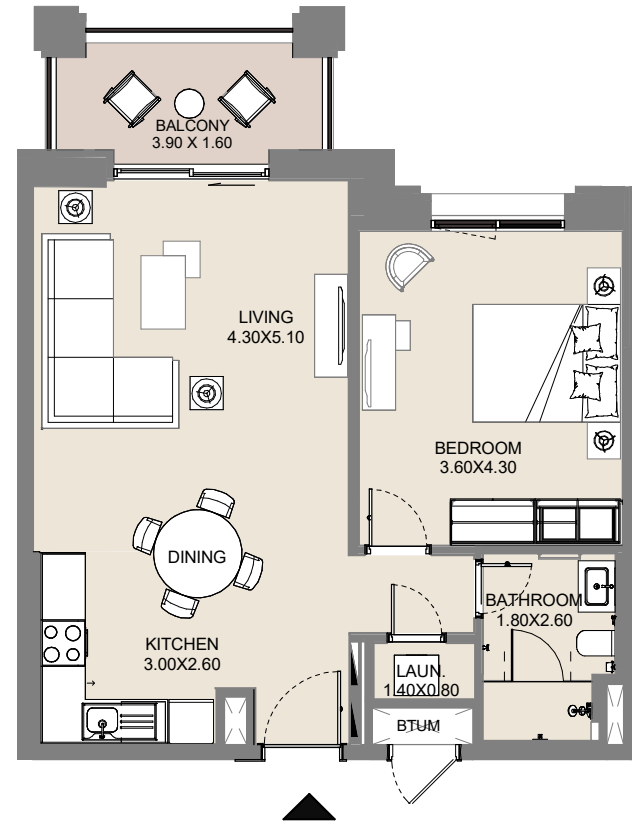
DISCLAIMER: PLANS, DETAILS AND UNIT ORIENTATION INCLUDED ARE INDICATIVE ONLY AND ARE SUBJECT TO CHANGE BY THE DEVELOPER/SELLER AT ITS SOLE DISCRETION WITHOUT NOTICE AND/OR LIABILITY. ALL IMAGES, INCLUDING FEATURES, FINISHES, FURNISHINGS, VIEW AND SCALE ARE ILLUSTRATIVE ONLY. FINAL AREAS, ORIENTATION, DIMENSIONS, LAYOUT AND MATERIALS MAY DIFFER FROM THOSE STATED.



1 BEDROOM

APARTMENT TYPE A1

LEVELS:1,2,3,4,5,6



UNIT No.	SUITE AREA		BALCONY AREA		TOTAL AREA		
	SQM	SQFT	SQM	SQFT	SQM	SQFT	
108-208-308 408-508-608	60.43	650.46	6.95	74.81	Min.	67.38	725.27
	60.45	650.68	7.42	79.87	Max.	67.87	730.55

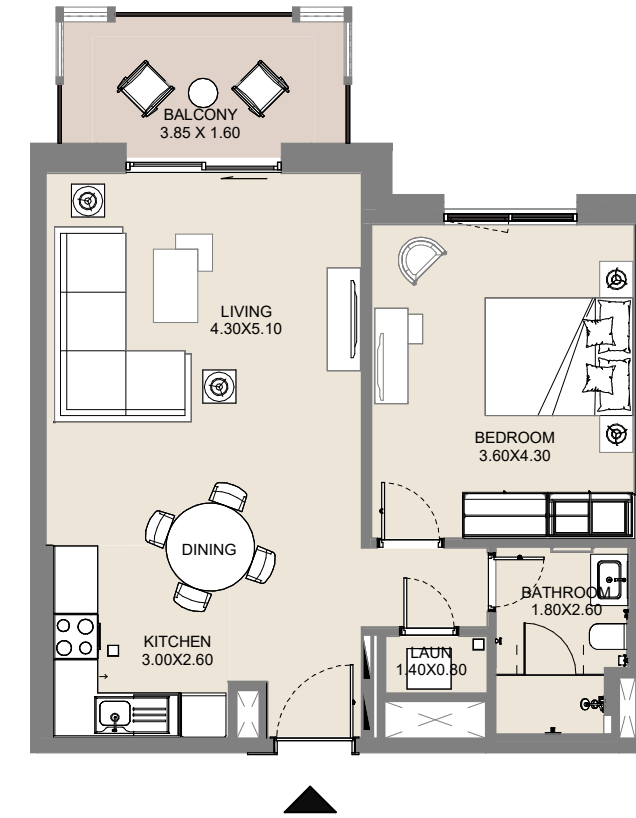


Lamaa

1 BEDROOM

APARTMENT TYPE A1

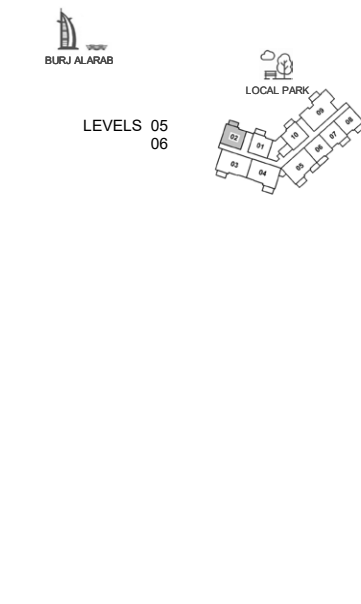
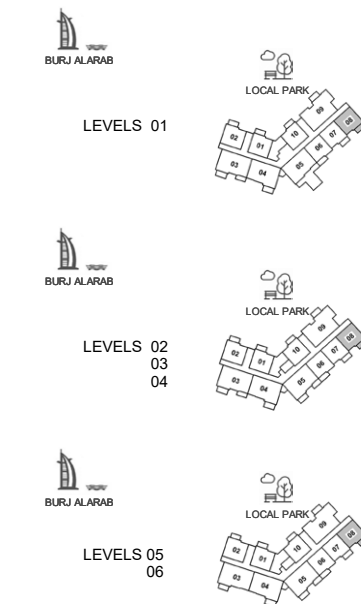
LEVELS:5,6



UNIT No.	SUITE AREA		BALCONY AREA		TOTAL AREA	
	SQM	SQFT	SQM	SQFT	SQM	SQFT
502-602	61.07	657.35	7.60	81.81	68.67	736.16



Lamaa



DISCLAIMER: PLANS, DETAILS AND UNIT ORIENTATION INCLUDED ARE INDICATIVE ONLY AND ARE SUBJECT TO CHANGE BY THE DEVELOPER/SELLER AT ITS SOLE DISCRETION WITHOUT NOTICE AND/OR LIABILITY. ALL IMAGES, INCLUDING FEATURES, FINISHES, FURNISHINGS, VIEW AND SCALE ARE ILLUSTRATIVE ONLY. FINAL AREAS, ORIENTATION, DIMENSIONS, LAYOUT AND MATERIALS MAY DIFFER FROM THOSE STATED.



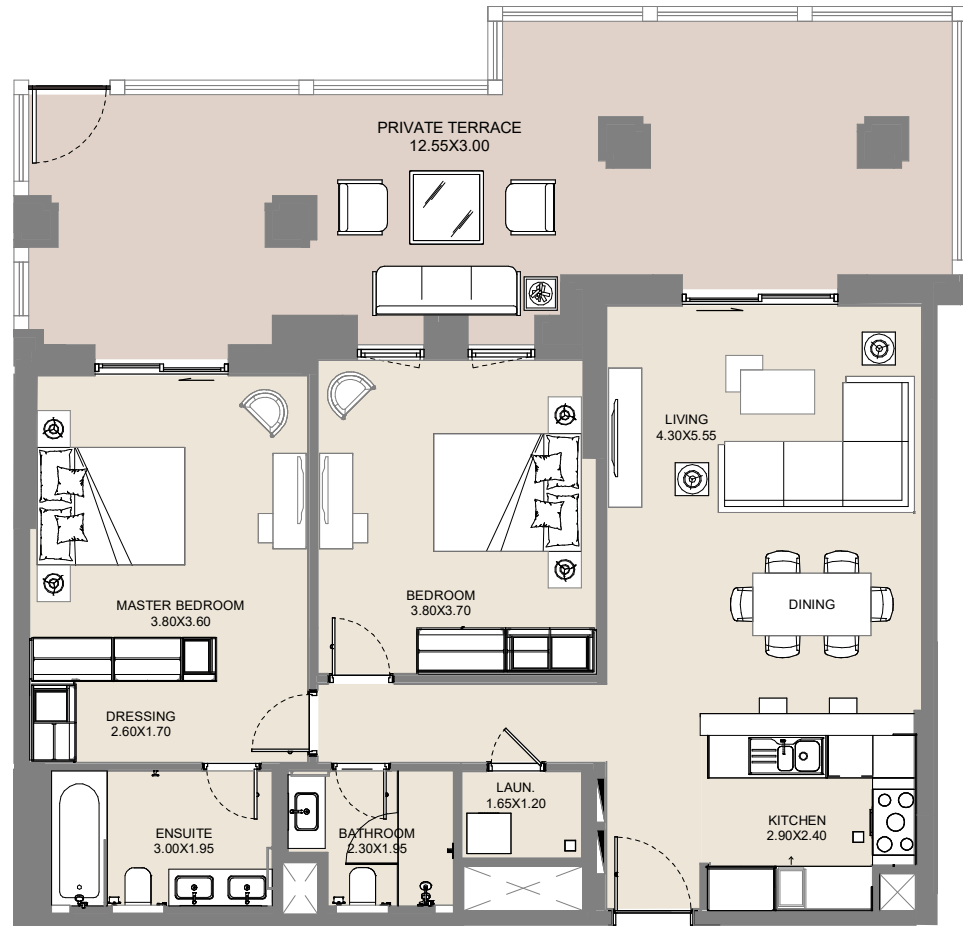
DISCLAIMER: PLANS, DETAILS AND UNIT ORIENTATION INCLUDED ARE INDICATIVE ONLY AND ARE SUBJECT TO CHANGE BY THE DEVELOPER/SELLER AT ITS SOLE DISCRETION WITHOUT NOTICE AND/OR LIABILITY. ALL IMAGES, INCLUDING FEATURES, FINISHES, FURNISHINGS, VIEW AND SCALE ARE ILLUSTRATIVE ONLY. FINAL AREAS, ORIENTATION, DIMENSIONS, LAYOUT AND MATERIALS MAY DIFFER FROM THOSE STATED.



2 BEDROOM

APARTMENT TYPE A6

LEVELS:GR



UNIT No.	SUITE AREA		BALCONY AREA		TOTAL AREA	
	SQM	SQFT	SQM	SQFT	SQM	SQFT
G03	95.11	1023.76	46.73	503.00	141.84	1526.75

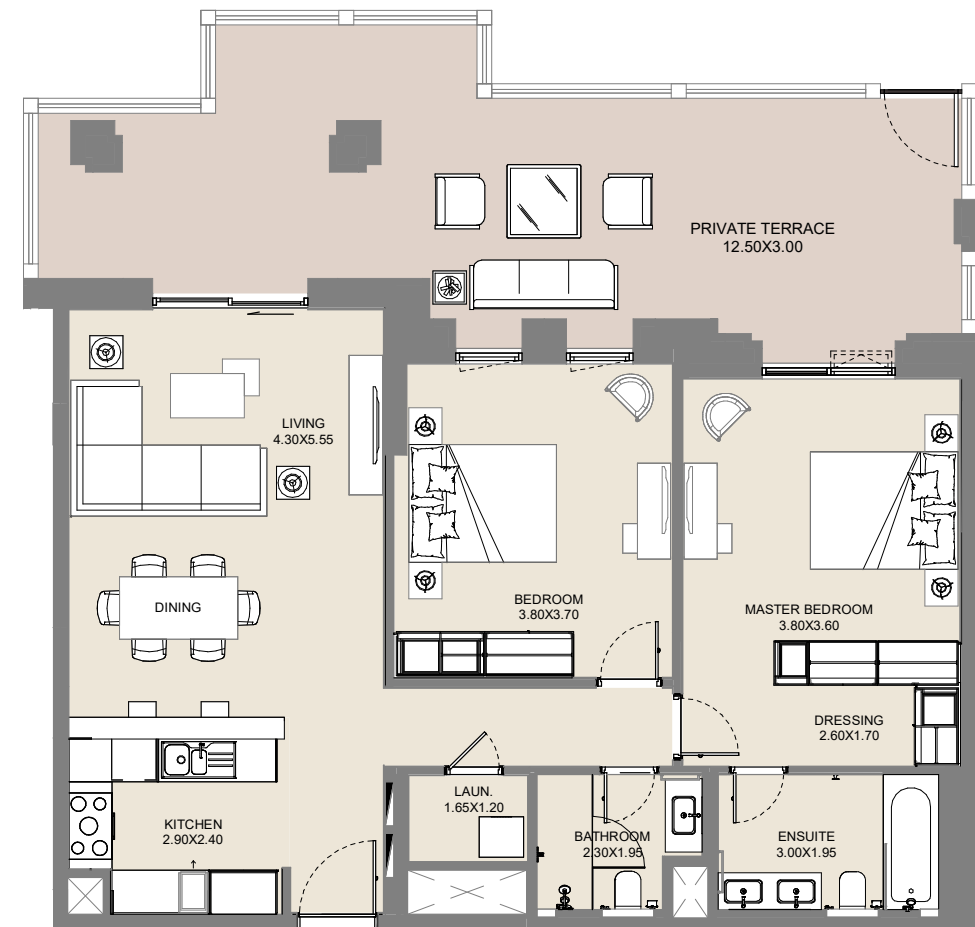


Lamaa

2 BEDROOM

APARTMENT TYPE A1

LEVELS:GR



UNIT No.	SUITE AREA		BALCONY AREA		TOTAL AREA	
	SQM	SQFT	SQM	SQFT	SQM	SQFT
G04	95.12	1023.49	43.53	468.55	138.65	1491.42

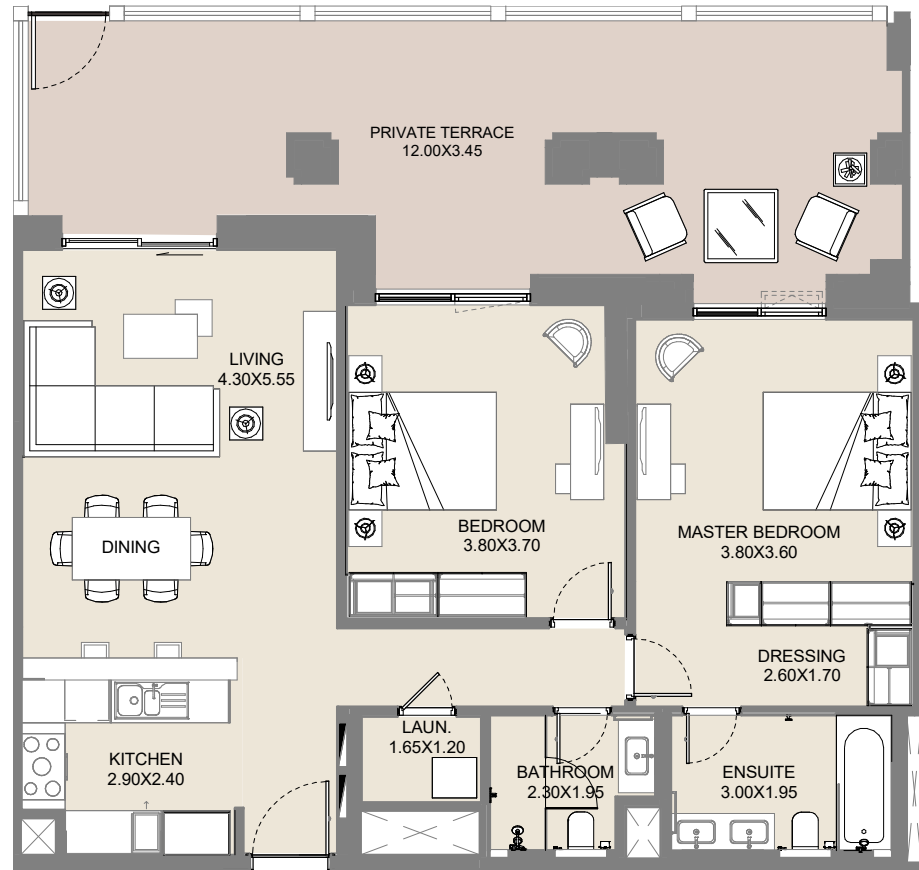


Lamaa

2 BEDROOM

APARTMENT TYPE A1

LEVELS:GR



UNIT No.	SUITE AREA		BALCONY AREA		TOTAL AREA	
	SQM	SQFT	SQM	SQFT	SQM	SQFT
G05	94.54	1017.62	41.54	447.13	136.08	1464.75

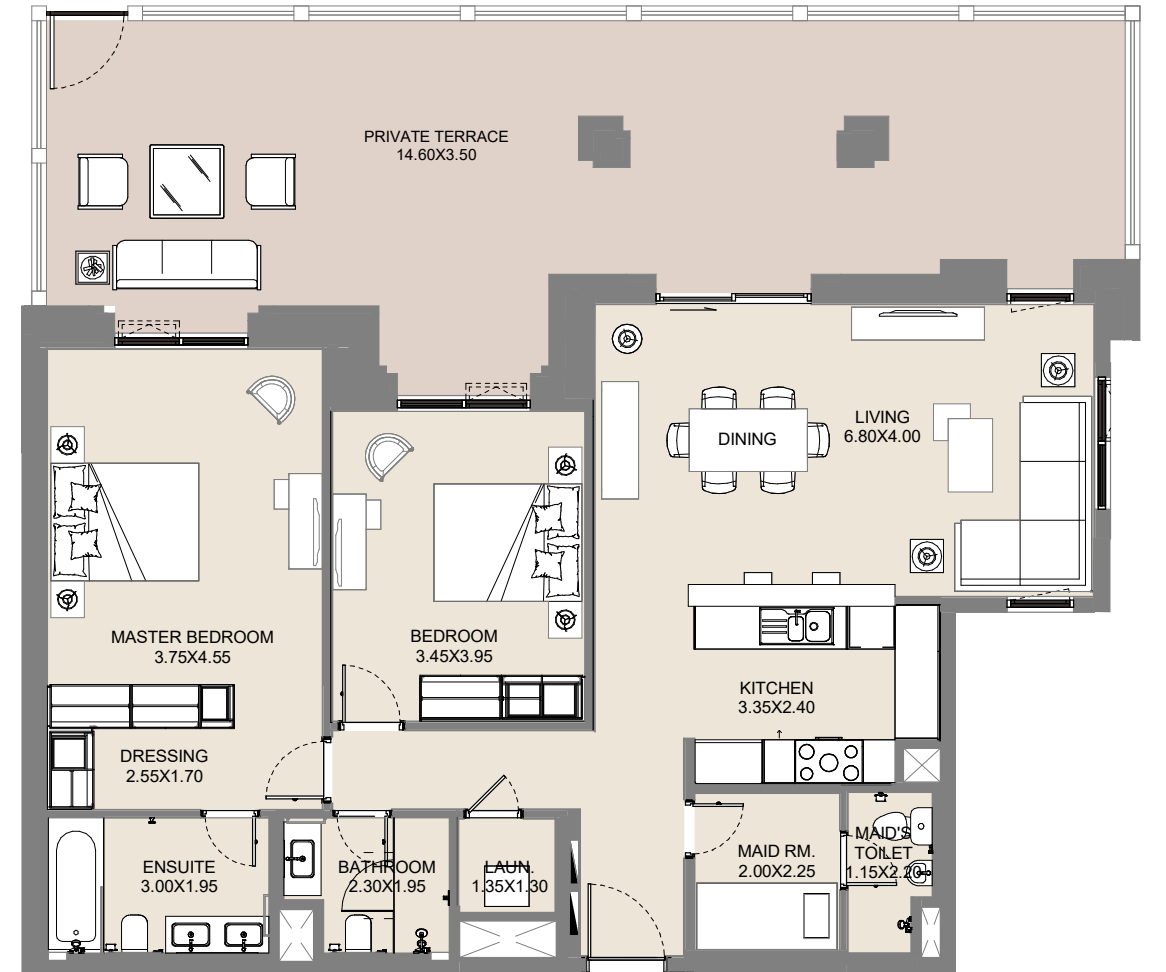


Lamaa

2 BEDROOM

APARTMENT TYPE B1

LEVELS:GR



UNIT No.	SUITE AREA		BALCONY AREA		TOTAL AREA	
	SQM	SQFT	SQM	SQFT	SQM	SQFT
G08	112.07	1206.31	60.65	652.83	172.72	1859.14



Lamaa

DISCLAIMER: PLANS, DETAILS AND UNIT ORIENTATION INCLUDED ARE INDICATIVE ONLY AND ARE SUBJECT TO CHANGE BY THE DEVELOPER/SELLER AT ITS SOLE DISCRETION WITHOUT NOTICE AND/OR LIABILITY. ALL IMAGES, INCLUDING FEATURES, FINISHES, FURNISHINGS, VIEW AND SCALE ARE ILLUSTRATIVE ONLY. FINAL AREAS, ORIENTATION, DIMENSIONS, LAYOUT AND MATERIALS MAY DIFFER FROM THOSE STATED.



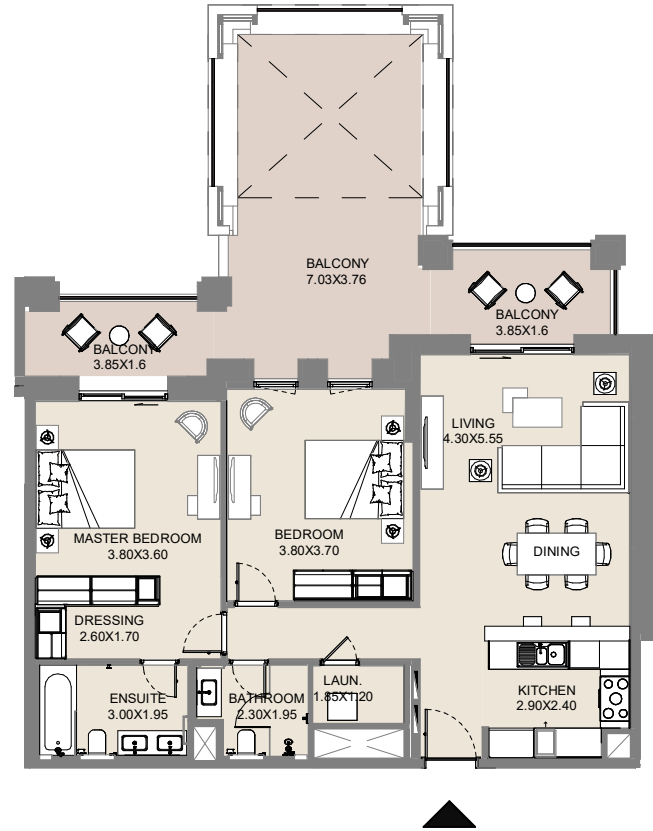
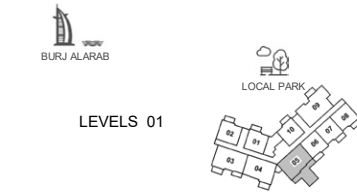
DISCLAIMER: PLANS, DETAILS AND UNIT ORIENTATION INCLUDED ARE INDICATIVE ONLY AND ARE SUBJECT TO CHANGE BY THE DEVELOPER/SELLER AT ITS SOLE DISCRETION WITHOUT NOTICE AND/OR LIABILITY. ALL IMAGES, INCLUDING FEATURES, FINISHES, FURNISHINGS, VIEW AND SCALE ARE ILLUSTRATIVE ONLY. FINAL AREAS, ORIENTATION, DIMENSIONS, LAYOUT AND MATERIALS MAY DIFFER FROM THOSE STATED.



2 BEDROOM

APARTMENT TYPE A5

LEVELS:1



UNIT No.	SUITE AREA		BALCONY AREA		TOTAL AREA	
	SQM	SQFT	SQM	SQFT	SQM	SQFT
105	95.11	1023.76	48.42	521.19	143.53	1544.94

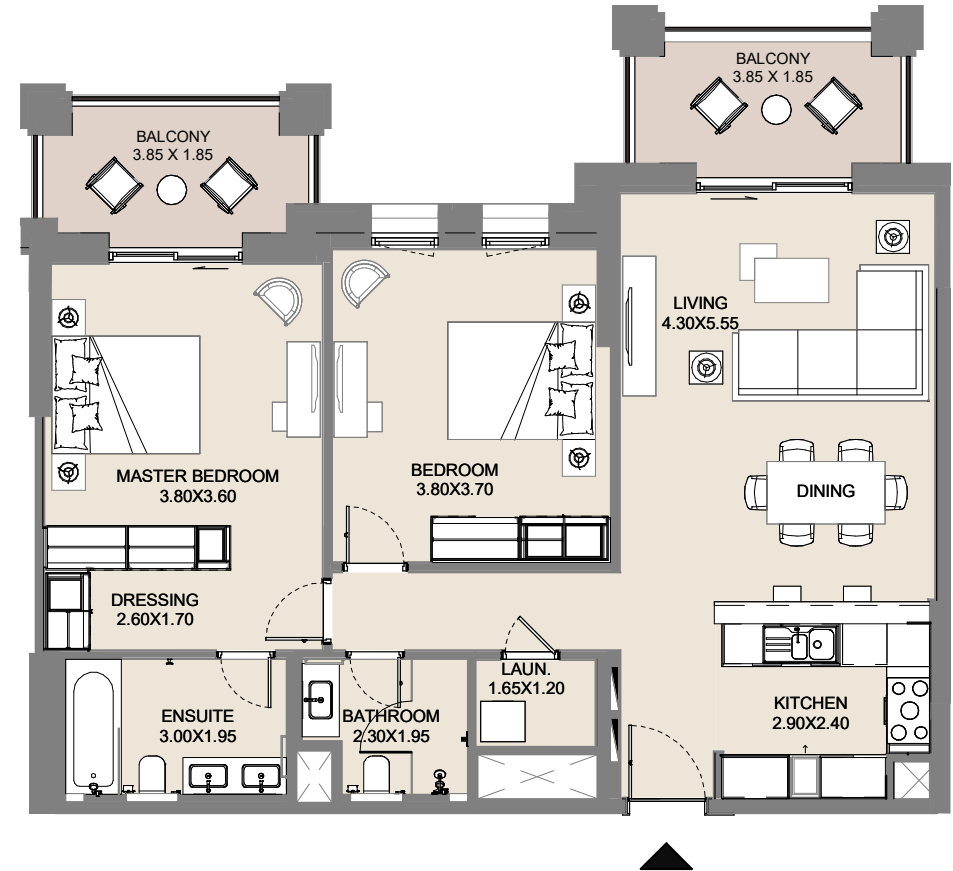
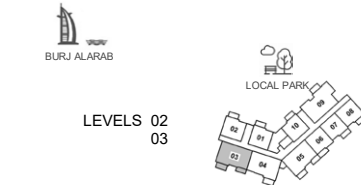
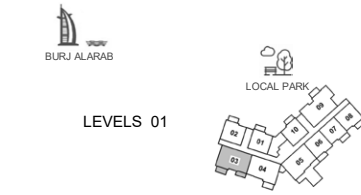


Lamaa

2 BEDROOM

APARTMENT TYPE A6

LEVELS:1,2,3



UNIT No.	SUITE AREA		BALCONY AREA		TOTAL AREA	
	SQM	SQFT	SQM	SQFT	SQM	SQFT
103-203-303	95.11	1023.76	15.14	162.97	Min. 110.25	1186.72
	95.11	1023.76	15.62	168.13	Max. 110.73	1191.89



Lamaa

DISCLAIMER: PLANS, DETAILS AND UNIT ORIENTATION INCLUDED ARE INDICATIVE ONLY AND ARE SUBJECT TO CHANGE BY THE DEVELOPER/SELLER AT ITS SOLE DISCRETION WITHOUT NOTICE AND/OR LIABILITY. ALL IMAGES, INCLUDING FEATURES, FINISHES, FURNISHINGS, VIEW AND SCALE ARE ILLUSTRATIVE ONLY. FINAL AREAS, ORIENTATION, DIMENSIONS, LAYOUT AND MATERIALS MAY DIFFER FROM THOSE STATED.



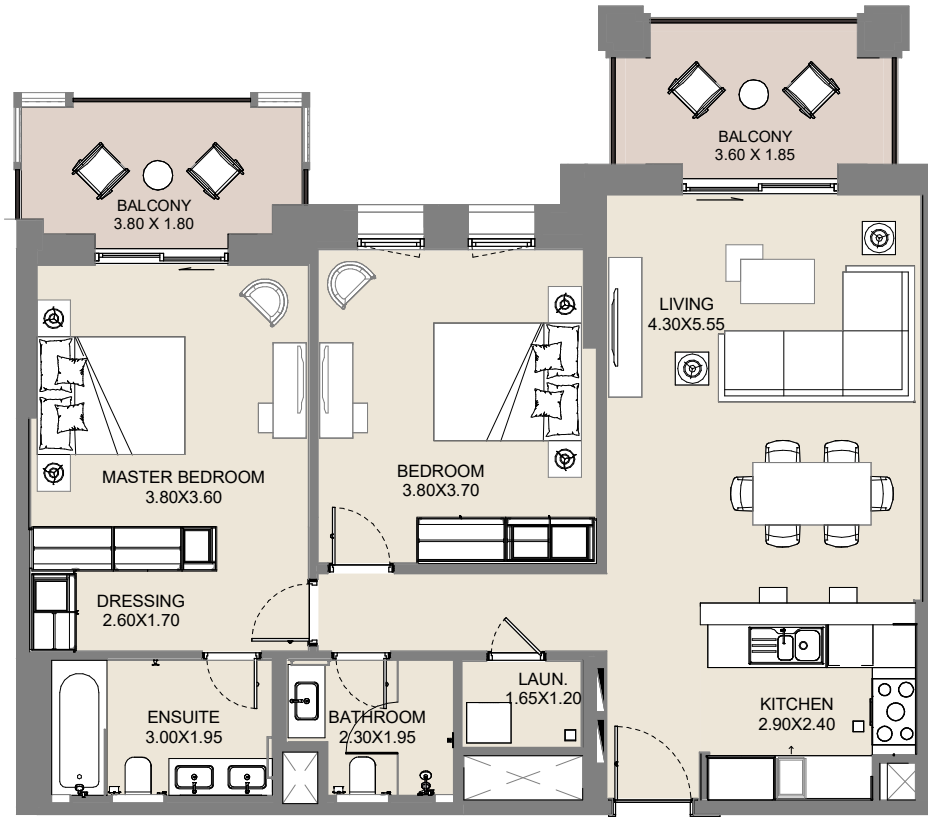
DISCLAIMER: PLANS, DETAILS AND UNIT ORIENTATION INCLUDED ARE INDICATIVE ONLY AND ARE SUBJECT TO CHANGE BY THE DEVELOPER/SELLER AT ITS SOLE DISCRETION WITHOUT NOTICE AND/OR LIABILITY. ALL IMAGES, INCLUDING FEATURES, FINISHES, FURNISHINGS, VIEW AND SCALE ARE ILLUSTRATIVE ONLY. FINAL AREAS, ORIENTATION, DIMENSIONS, LAYOUT AND MATERIALS MAY DIFFER FROM THOSE STATED.



2 BEDROOM

APARTMENT TYPE A6

LEVELS:4



UNIT No.	SUITE AREA		BALCONY AREA		TOTAL AREA	
	SQM	SQFT	SQM	SQFT	SQM	SQFT
403	95.10	1023.65	15.78	169.85	110.88	1193.50

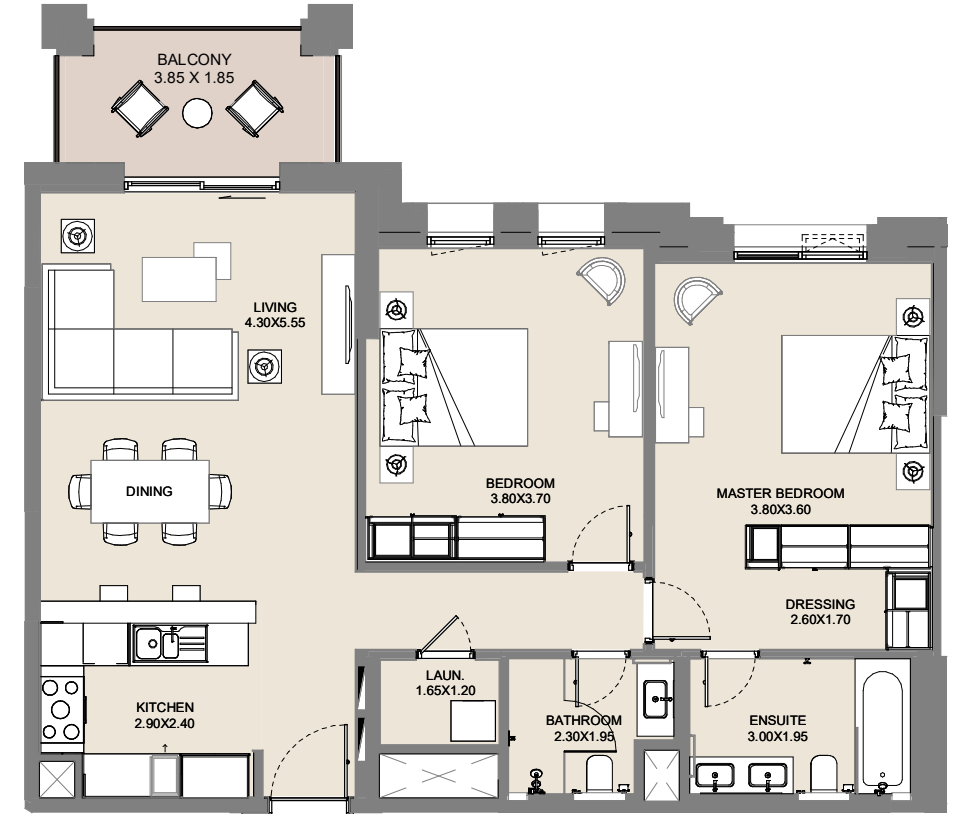
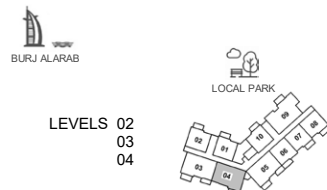


Lamaa

2 BEDROOM

APARTMENT TYPE A1

LEVELS:1,2,3,4,5



UNIT No.	SUITE AREA		BALCONY AREA		TOTAL AREA		
	SQM	SQFT	SQM	SQFT	SQM	SQFT	
104-204-304 404-504	95.12	1023.86	7.71	82.99	Min.	102.83	1106.85
	95.13	1023.97	8.18	88.05	Max.	103.31	1112.02



Lamaa

DISCLAIMER: PLANS, DETAILS AND UNIT ORIENTATION INCLUDED ARE INDICATIVE ONLY AND ARE SUBJECT TO CHANGE BY THE DEVELOPER/SELLER AT ITS SOLE DISCRETION WITHOUT NOTICE AND/OR LIABILITY. ALL IMAGES, INCLUDING FEATURES, FINISHES, FURNISHINGS, VIEW AND SCALE ARE ILLUSTRATIVE ONLY. FINAL AREAS, ORIENTATION, DIMENSIONS, LAYOUT AND MATERIALS MAY DIFFER FROM THOSE STATED.



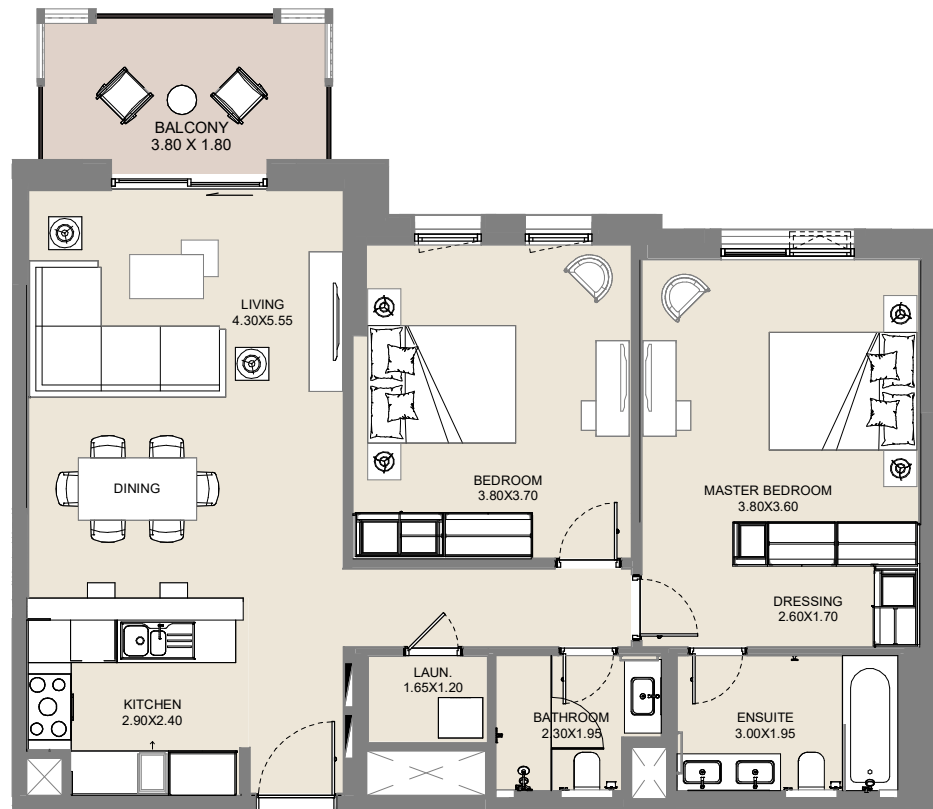
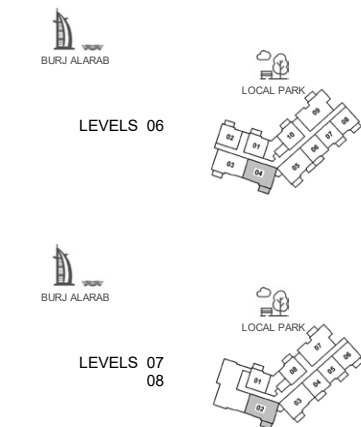
DISCLAIMER: PLANS, DETAILS AND UNIT ORIENTATION INCLUDED ARE INDICATIVE ONLY AND ARE SUBJECT TO CHANGE BY THE DEVELOPER/SELLER AT ITS SOLE DISCRETION WITHOUT NOTICE AND/OR LIABILITY. ALL IMAGES, INCLUDING FEATURES, FINISHES, FURNISHINGS, VIEW AND SCALE ARE ILLUSTRATIVE ONLY. FINAL AREAS, ORIENTATION, DIMENSIONS, LAYOUT AND MATERIALS MAY DIFFER FROM THOSE STATED.



2 BEDROOM

APARTMENT TYPE A1

LEVELS:6,7,8



UNIT No.	SUITE AREA		BALCONY AREA		TOTAL AREA		
	SQM	SQFT	SQM	SQFT	SQM	SQFT	
604-702-802	95.12	1023.86	8.38	90.20	Min.	103.50	1114.06
	95.13	1023.97	8.38	90.20	Max.	103.51	1114.17

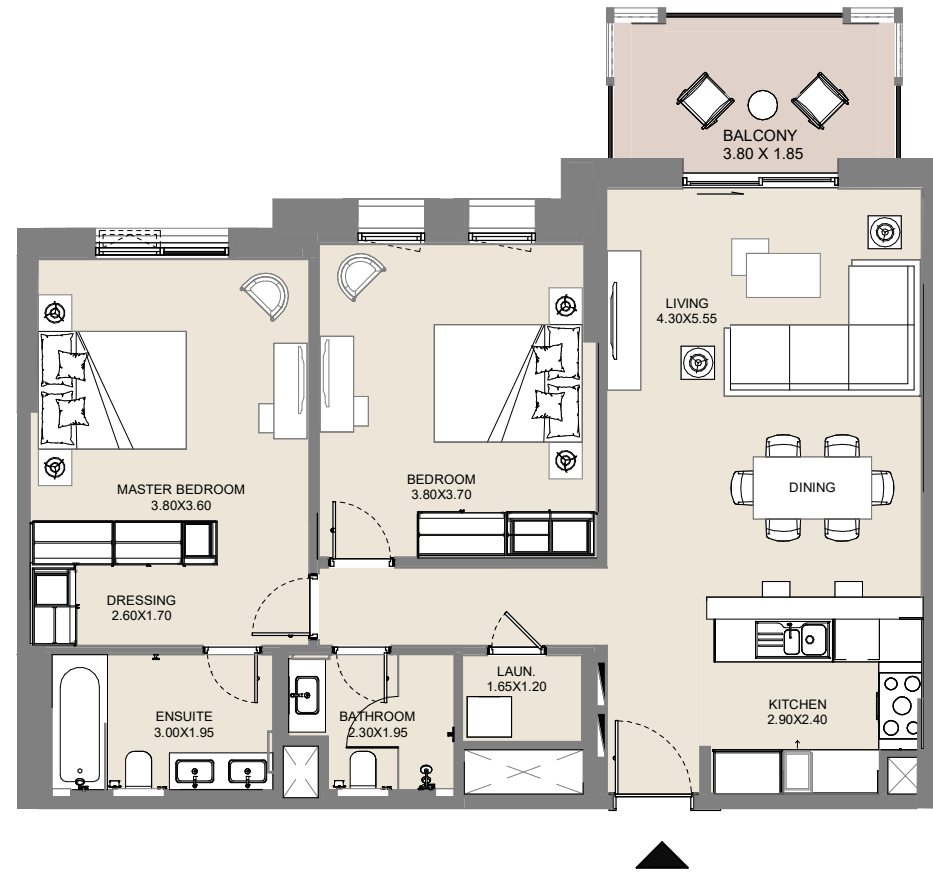
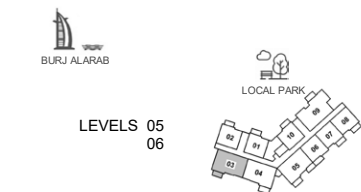


Lamaa

2 BEDROOM

APARTMENT TYPE A1

LEVELS:5,6



UNIT No.	SUITE AREA		BALCONY AREA		TOTAL AREA	
	SQM	SQFT	SQM	SQFT	SQM	SQFT
503-603	95.12	1023.86	8.38	90.20	103.50	1114.06



Lamaa

DISCLAIMER: PLANS, DETAILS AND UNIT ORIENTATION INCLUDED ARE INDICATIVE ONLY AND ARE SUBJECT TO CHANGE BY THE DEVELOPER/SELLER AT ITS SOLE DISCRETION WITHOUT NOTICE AND/OR LIABILITY. ALL IMAGES, INCLUDING FEATURES, FINISHES, FURNISHINGS, VIEW AND SCALE ARE ILLUSTRATIVE ONLY. FINAL AREAS, ORIENTATION, DIMENSIONS, LAYOUT AND MATERIALS MAY DIFFER FROM THOSE STATED.



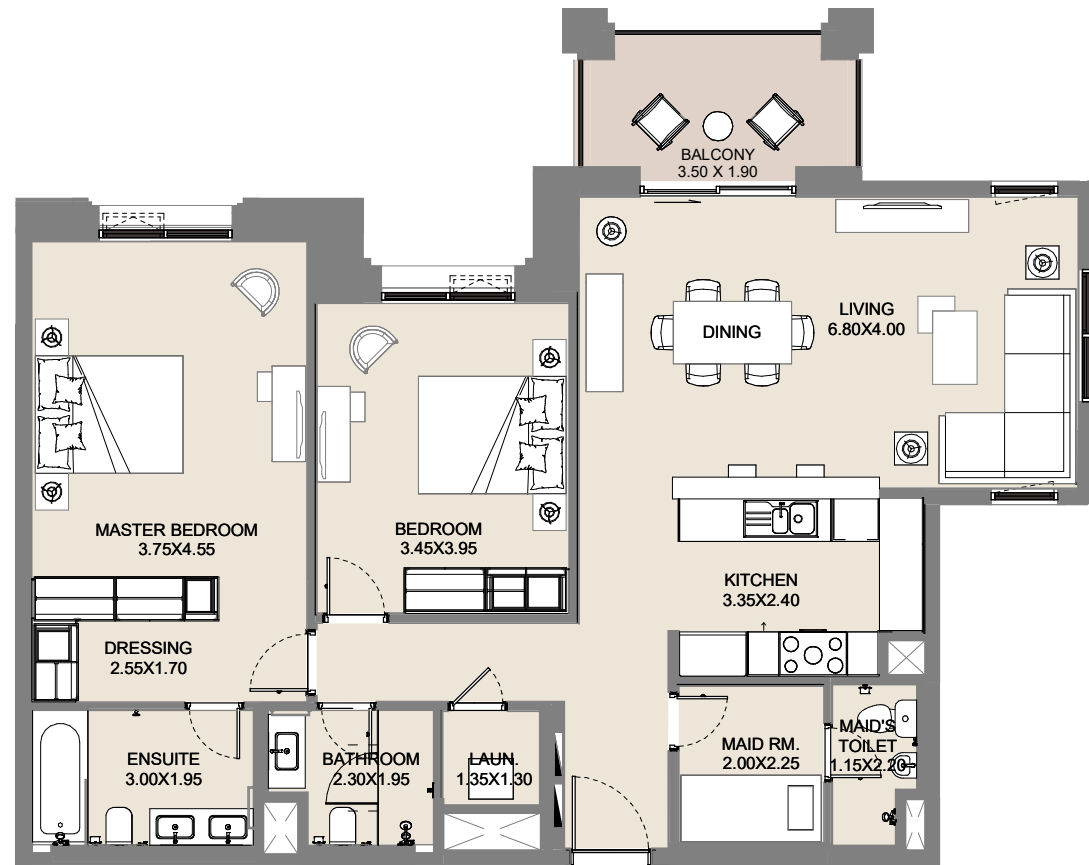
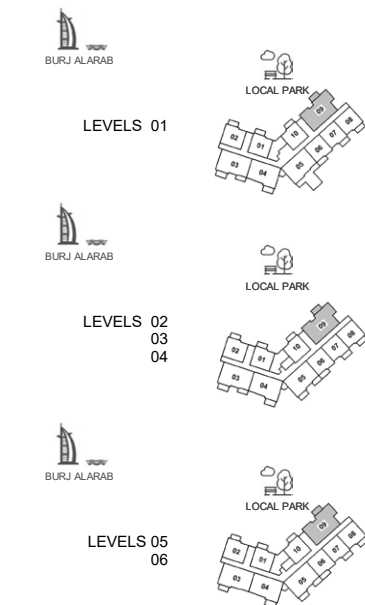
DISCLAIMER: PLANS, DETAILS AND UNIT ORIENTATION INCLUDED ARE INDICATIVE ONLY AND ARE SUBJECT TO CHANGE BY THE DEVELOPER/SELLER AT ITS SOLE DISCRETION WITHOUT NOTICE AND/OR LIABILITY. ALL IMAGES, INCLUDING FEATURES, FINISHES, FURNISHINGS, VIEW AND SCALE ARE ILLUSTRATIVE ONLY. FINAL AREAS, ORIENTATION, DIMENSIONS, LAYOUT AND MATERIALS MAY DIFFER FROM THOSE STATED.



2 BEDROOM

APARTMENT TYPE B1

LEVELS:1,2,3,4,5,6



UNIT No.	SUITE AREA		BALCONY AREA		TOTAL AREA		
	SQM	SQFT	SQM	SQFT	SQM	SQFT	
109-209-309	112.06	1206.20	7.62	82.02	Min.	119.68	1288.22
409-509-609	111.94	1204.91	8.18	88.05	Max.	120.12	1292.96

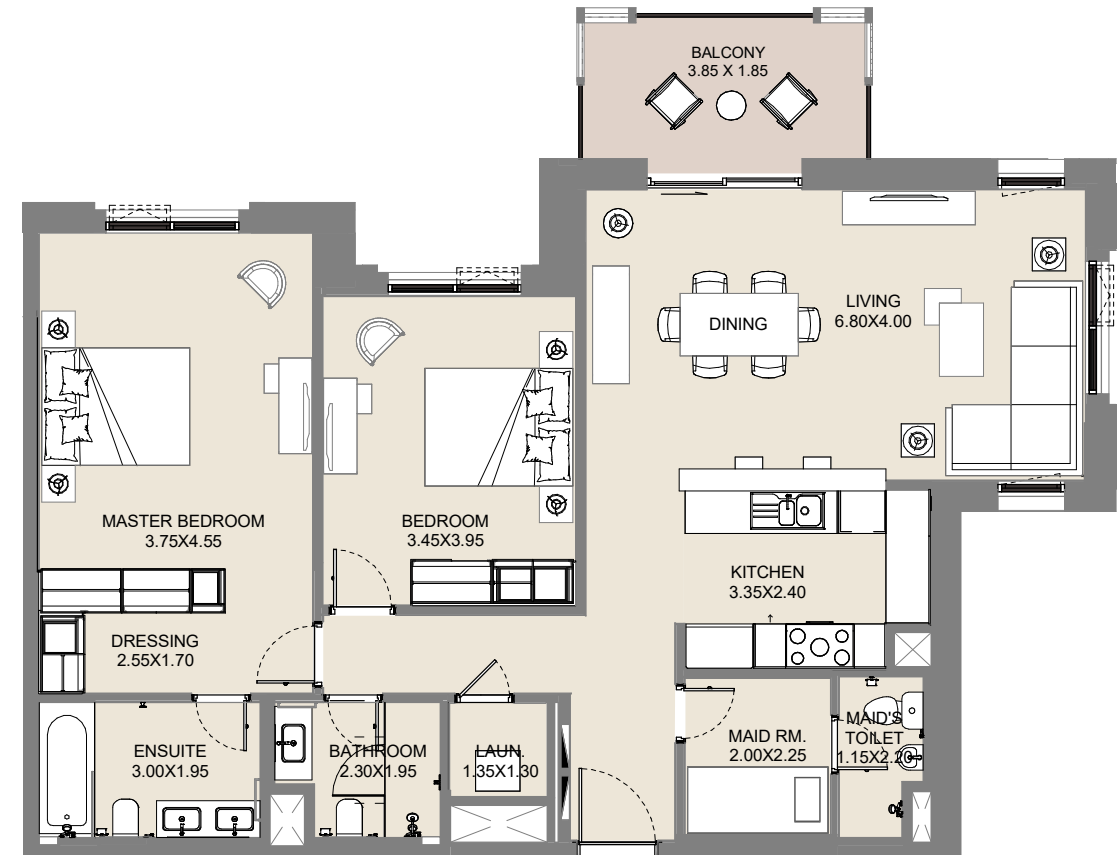
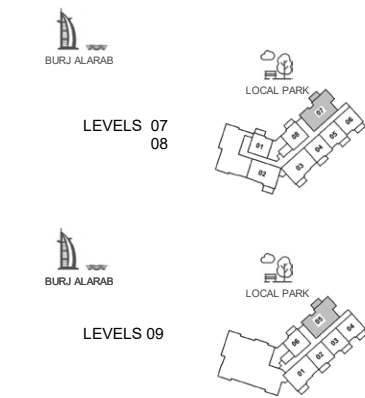


Lamaa

2 - BEDROOM

APARTMENT TYPE B1

LEVELS:7,8,9



UNIT No.	SUITE AREA		BALCONY AREA		TOTAL AREA		
	SQM	SQFT	SQM	SQFT	SQM	SQFT	
707-807-905	111.94	1204.91	8.38	90.20	Min.	120.32	1295.11
	111.99	1205.45	8.38	90.20	Max.	120.37	1295.65



Lamaa

DISCLAIMER: PLANS, DETAILS AND UNIT ORIENTATION INCLUDED ARE INDICATIVE ONLY AND ARE SUBJECT TO CHANGE BY THE DEVELOPER/SELLER AT ITS SOLE DISCRETION WITHOUT NOTICE AND/OR LIABILITY. ALL IMAGES, INCLUDING FEATURES, FINISHES, FURNISHINGS, VIEW AND SCALE ARE ILLUSTRATIVE ONLY. FINAL AREAS, ORIENTATION, DIMENSIONS, LAYOUT AND MATERIALS MAY DIFFER FROM THOSE STATED.



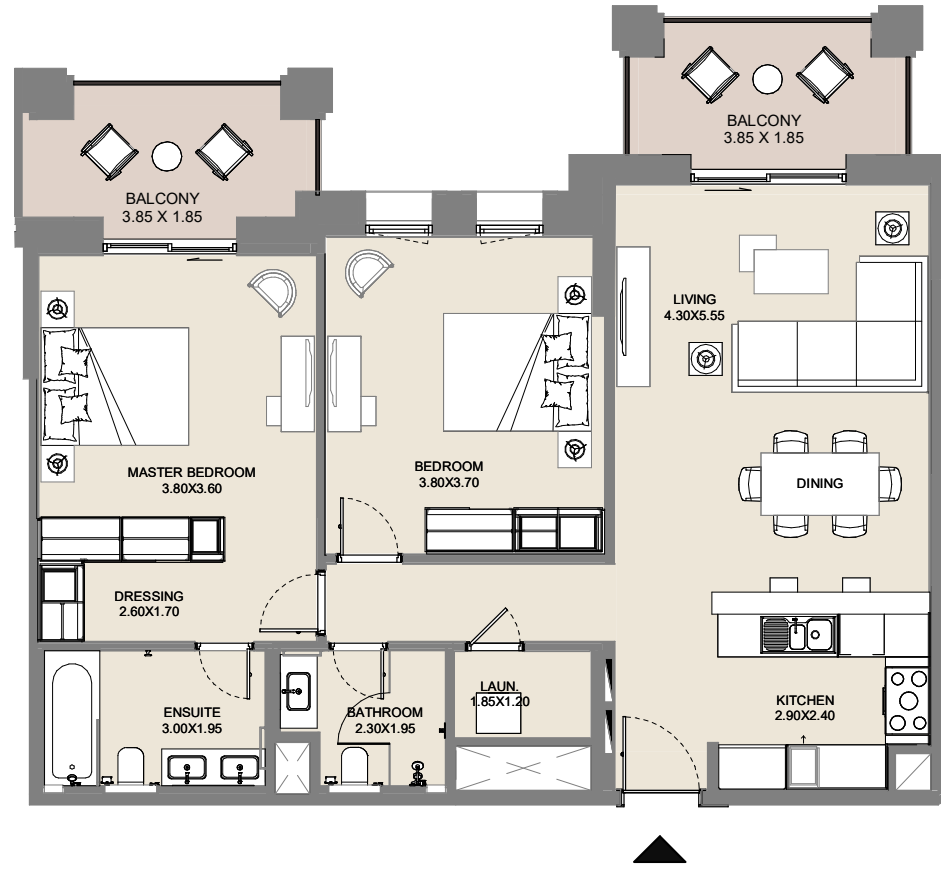
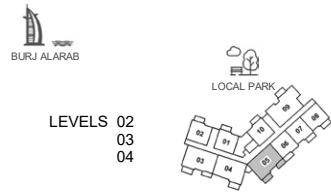
DISCLAIMER: PLANS, DETAILS AND UNIT ORIENTATION INCLUDED ARE INDICATIVE ONLY AND ARE SUBJECT TO CHANGE BY THE DEVELOPER/SELLER AT ITS SOLE DISCRETION WITHOUT NOTICE AND/OR LIABILITY. ALL IMAGES, INCLUDING FEATURES, FINISHES, FURNISHINGS, VIEW AND SCALE ARE ILLUSTRATIVE ONLY. FINAL AREAS, ORIENTATION, DIMENSIONS, LAYOUT AND MATERIALS MAY DIFFER FROM THOSE STATED.



2 BEDROOM

APARTMENT TYPE A5

LEVELS:2,3,4



UNIT No.	SUITE AREA		BALCONY AREA		TOTAL AREA		
	SQM	SQFT	SQM	SQFT	SQM	SQFT	
205-305-405	95.18	1024.51	15.90	171.15	Min.	111.08	1195.66
	95.18	1024.51	16.00	172.22	Max.	111.18	1196.73

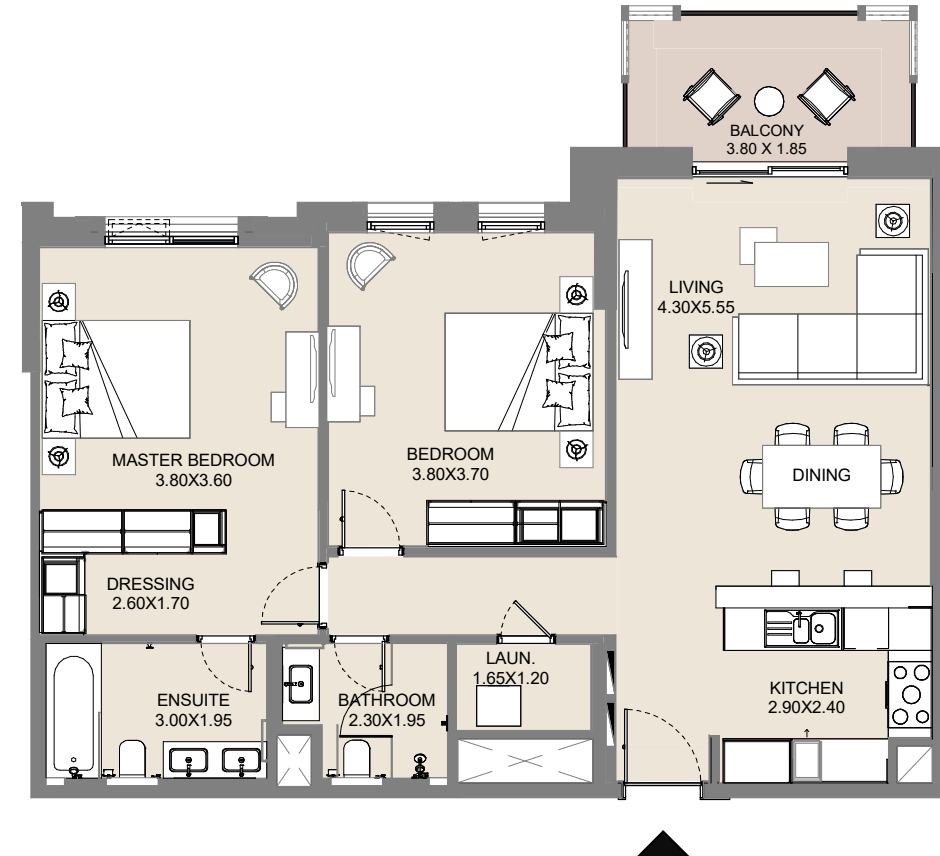
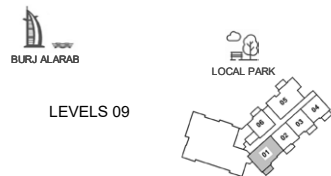
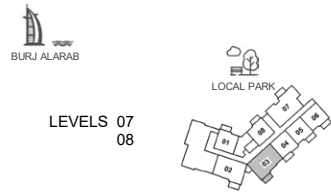


Lamaa

2 BEDROOM

APARTMENT TYPE A4

LEVELS:7,8,9



UNIT No.	SUITE AREA		BALCONY AREA		TOTAL AREA	
	SQM	SQFT	SQM	SQFT	SQM	SQFT
703-803-901	94.94	1021.93	7.89	84.93	102.83	1106.85



Lamaa

DISCLAIMER: PLANS, DETAILS AND UNIT ORIENTATION INCLUDED ARE INDICATIVE ONLY AND ARE SUBJECT TO CHANGE BY THE DEVELOPER/SELLER AT ITS SOLE DISCRETION WITHOUT NOTICE AND/OR LIABILITY. ALL IMAGES, INCLUDING FEATURES, FINISHES, FURNISHINGS, VIEW AND SCALE ARE ILLUSTRATIVE ONLY. FINAL AREAS, ORIENTATION, DIMENSIONS, LAYOUT AND MATERIALS MAY DIFFER FROM THOSE STATED.



DISCLAIMER: PLANS, DETAILS AND UNIT ORIENTATION INCLUDED ARE INDICATIVE ONLY AND ARE SUBJECT TO CHANGE BY THE DEVELOPER/SELLER AT ITS SOLE DISCRETION WITHOUT NOTICE AND/OR LIABILITY. ALL IMAGES, INCLUDING FEATURES, FINISHES, FURNISHINGS, VIEW AND SCALE ARE ILLUSTRATIVE ONLY. FINAL AREAS, ORIENTATION, DIMENSIONS, LAYOUT AND MATERIALS MAY DIFFER FROM THOSE STATED.



2 BEDROOM

APARTMENT TYPE A5

LEVELS:5,6

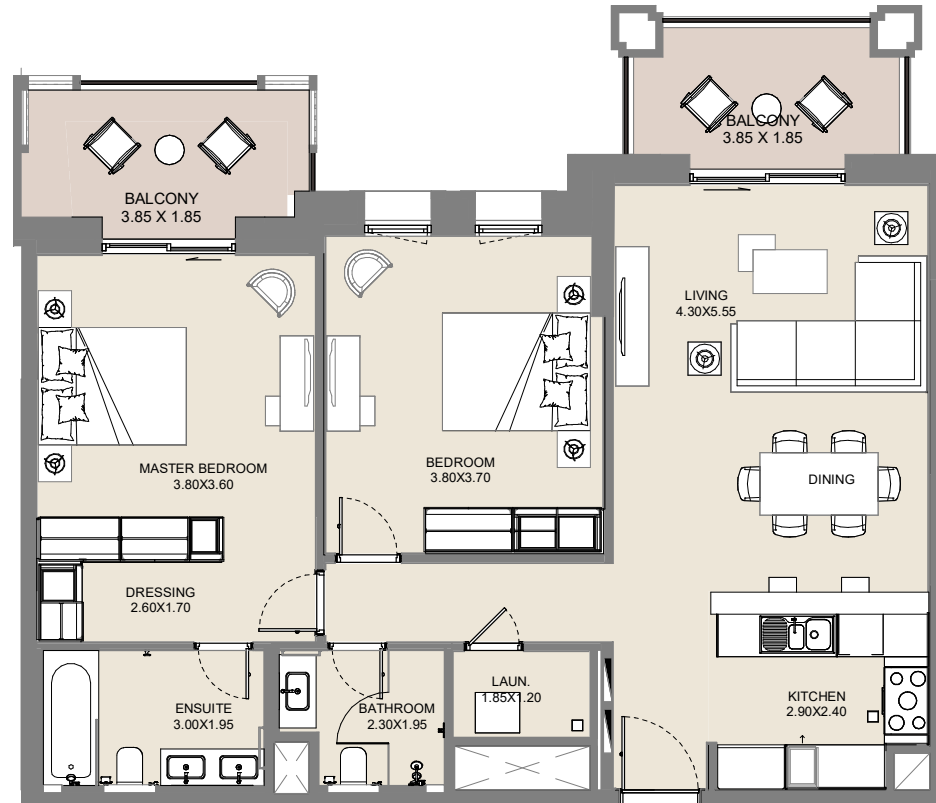


BURJ AL ARAB



LOCAL PARK

LEVELS 05
06



UNIT No.	SUITE AREA		BALCONY AREA		TOTAL AREA		
	SQM	SQFT	SQM	SQFT		SQM	SQFT
505-605	95.19	1024.62	15.81	170.18	Min.	111.00	1194.79
	95.18	1024.51	15.81	171.36	Max.	111.10	1195.87



Lamaa

MADINAT JUMEIRAH LIVING FLOOR PLANS LAMA 4

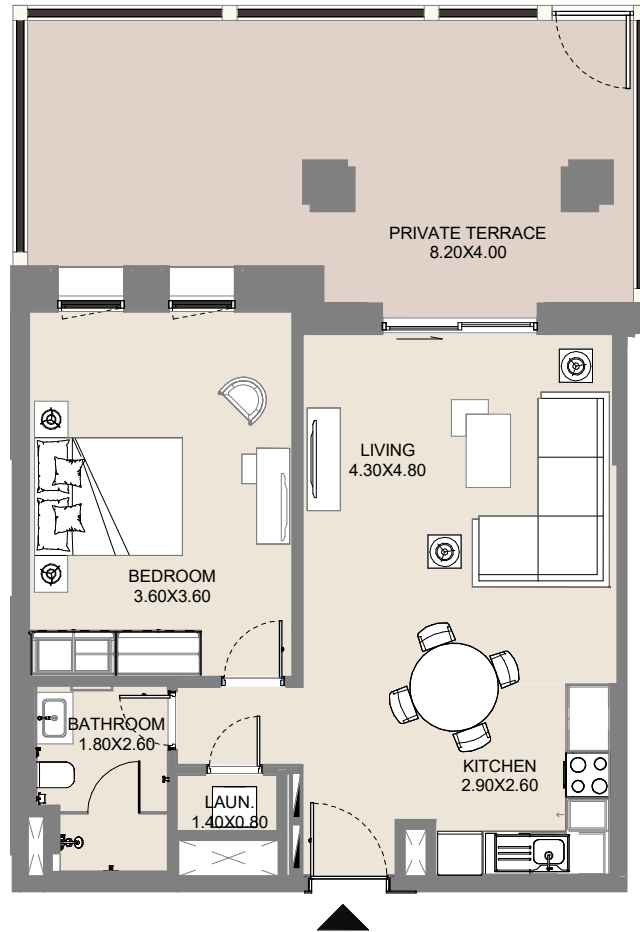
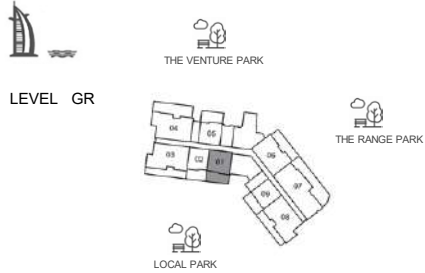
DISCLAIMER: PLANS, DETAILS AND UNIT ORIENTATION INCLUDED ARE INDICATIVE ONLY AND ARE SUBJECT TO CHANGE BY THE DEVELOPER/SELLER AT ITS SOLE DISCRETION WITHOUT NOTICE AND/OR LIABILITY. ALL IMAGES, INCLUDING FEATURES, FINISHES, FURNISHINGS, VIEW AND SCALE ARE ILLUSTRATIVE ONLY. FINAL AREAS, ORIENTATION, DIMENSIONS, LAYOUT AND MATERIALS MAY DIFFER FROM THOSE STATED.



1 BEDROOM

APARTMENT TYPE B1

LEVELS:GR



UNIT No.	SUITE AREA		BALCONY AREA		TOTAL AREA	
	SQM	SQFT	SQM	SQFT	SQM	SQFT
G01	62.26	670.16	33.13	356.61	95.39	1026.77

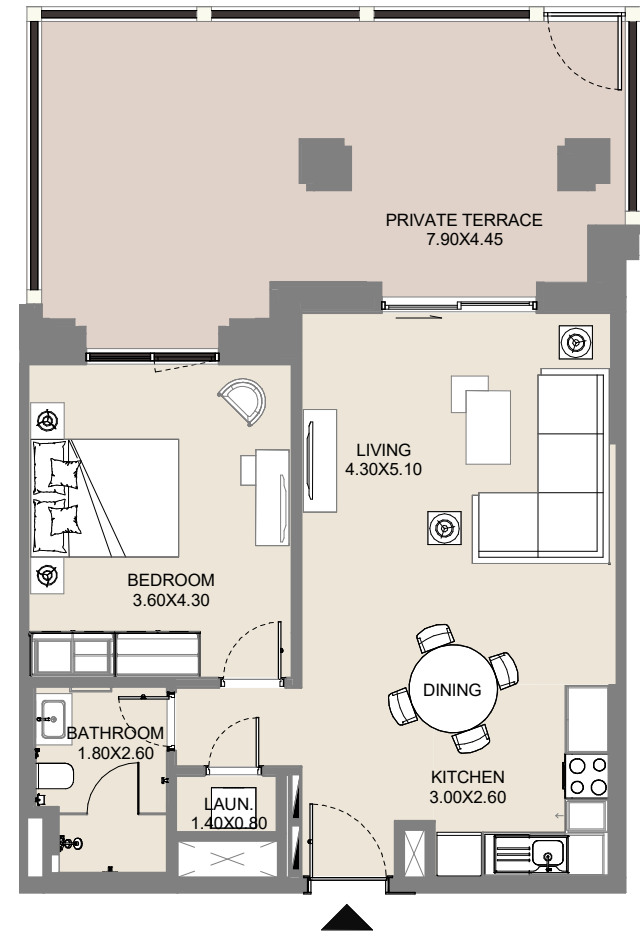
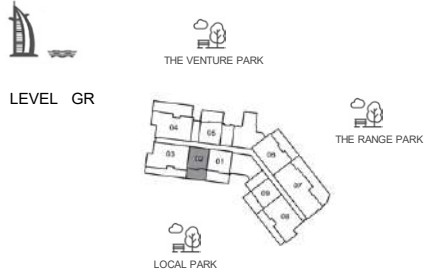


Lamaa

1 BEDROOM

APARTMENT TYPE A1

LEVELS:GR



UNIT No.	SUITE AREA		BALCONY AREA		TOTAL AREA	
	SQM	SQFT	SQM	SQFT	SQM	SQFT
G02	60.18	647.77	32.70	351.98	92.88	999.75



Lamaa

DISCLAIMER: PLANS, DETAILS AND UNIT ORIENTATION INCLUDED ARE INDICATIVE ONLY AND ARE SUBJECT TO CHANGE BY THE DEVELOPER/SELLER AT ITS SOLE DISCRETION WITHOUT NOTICE AND/OR LIABILITY. ALL IMAGES, INCLUDING FEATURES, FINISHES, FURNISHINGS, VIEW AND SCALE ARE ILLUSTRATIVE ONLY. FINAL AREAS, ORIENTATION, DIMENSIONS, LAYOUT AND MATERIALS MAY DIFFER FROM THOSE STATED.



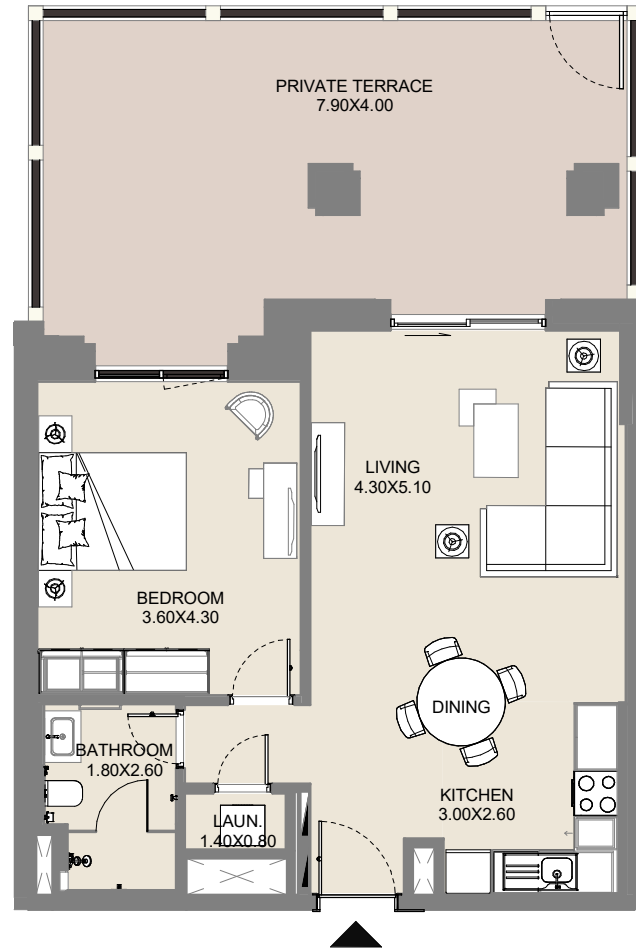
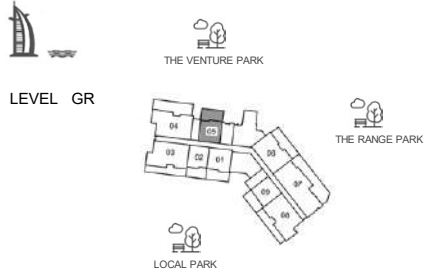
DISCLAIMER: PLANS, DETAILS AND UNIT ORIENTATION INCLUDED ARE INDICATIVE ONLY AND ARE SUBJECT TO CHANGE BY THE DEVELOPER/SELLER AT ITS SOLE DISCRETION WITHOUT NOTICE AND/OR LIABILITY. ALL IMAGES, INCLUDING FEATURES, FINISHES, FURNISHINGS, VIEW AND SCALE ARE ILLUSTRATIVE ONLY. FINAL AREAS, ORIENTATION, DIMENSIONS, LAYOUT AND MATERIALS MAY DIFFER FROM THOSE STATED.



1 BEDROOM

APARTMENT TYPE A1

LEVELS:GR



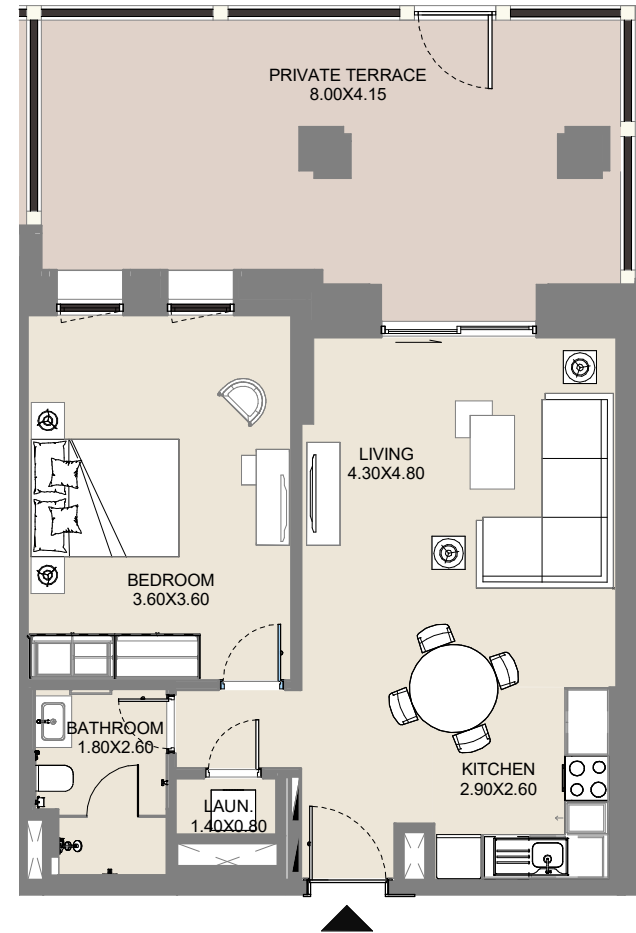
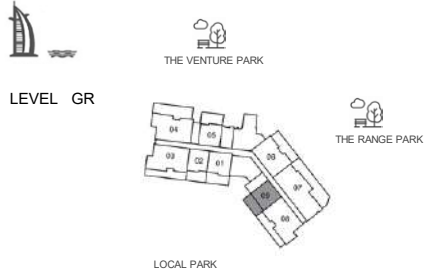
UNIT No.	SUITE AREA		BALCONY AREA		TOTAL AREA	
	SQM	SQFT	SQM	SQFT	SQM	SQFT
G05	61.07	657.35	35.10	377.81	96.17	1035.17



1 BEDROOM

APARTMENT TYPE B1

LEVELS:GR



UNIT No.	SUITE AREA		BALCONY AREA		TOTAL AREA	
	SQM	SQFT	SQM	SQFT	SQM	SQFT
G09	62.41	671.78	31.54	339.49	93.95	1011.27



DISCLAIMER: PLANS, DETAILS AND UNIT ORIENTATION INCLUDED ARE INDICATIVE ONLY AND ARE SUBJECT TO CHANGE BY THE DEVELOPER/SELLER AT ITS SOLE DISCRETION WITHOUT NOTICE AND/OR LIABILITY. ALL IMAGES, INCLUDING FEATURES, FINISHES, FURNISHINGS, VIEW AND SCALE ARE ILLUSTRATIVE ONLY. FINAL AREAS, ORIENTATION, DIMENSIONS, LAYOUT AND MATERIALS MAY DIFFER FROM THOSE STATED.



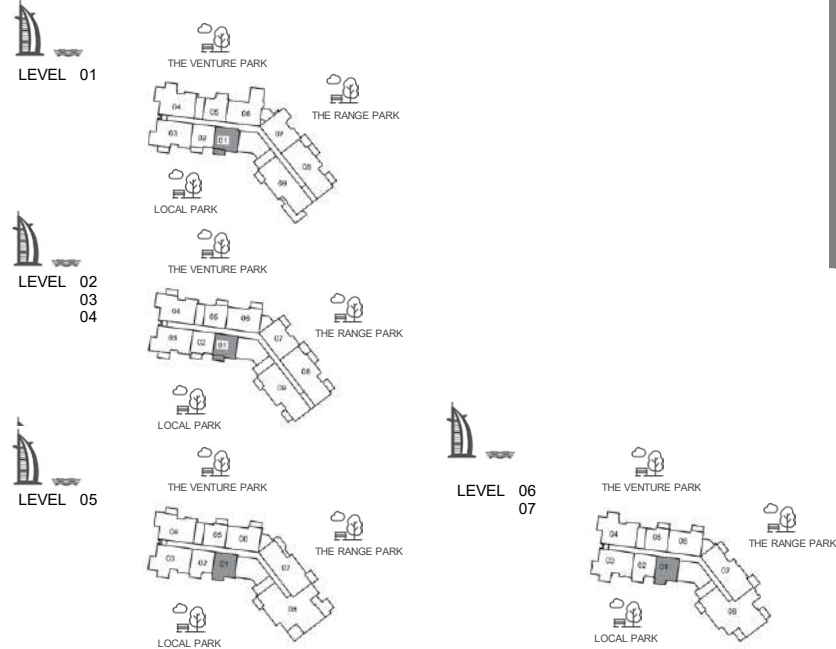
DISCLAIMER: PLANS, DETAILS AND UNIT ORIENTATION INCLUDED ARE INDICATIVE ONLY AND ARE SUBJECT TO CHANGE BY THE DEVELOPER/SELLER AT ITS SOLE DISCRETION WITHOUT NOTICE AND/OR LIABILITY. ALL IMAGES, INCLUDING FEATURES, FINISHES, FURNISHINGS, VIEW AND SCALE ARE ILLUSTRATIVE ONLY. FINAL AREAS, ORIENTATION, DIMENSIONS, LAYOUT AND MATERIALS MAY DIFFER FROM THOSE STATED.



1 BEDROOM

APARTMENT TYPE B1

LEVELS:1,2,3,4,5,6,7



UNIT No.	SUITE AREA		BALCONY AREA		TOTAL AREA		
	SQM	SQFT	SQM	SQFT	SQM	SQFT	
101-201-301	62.26	670.16	6.93	74.59	Min.	69.19	744.75
401-501-601	62.26	670.16	7.41	79.76	Max.	69.67	749.92
701							



Lamaa

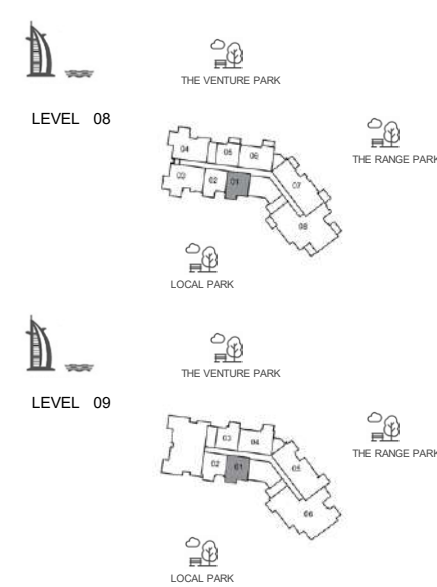


DISCLAIMER: PLANS, DETAILS AND UNIT ORIENTATION INCLUDED ARE INDICATIVE ONLY AND ARE SUBJECT TO CHANGE BY THE DEVELOPER/SELLER AT ITS SOLE DISCRETION WITHOUT NOTICE AND/OR LIABILITY. ALL IMAGES, INCLUDING FEATURES, FINISHES, FURNISHINGS, VIEW AND SCALE ARE ILLUSTRATIVE ONLY. FINAL AREAS, ORIENTATION, DIMENSIONS, LAYOUT AND MATERIALS MAY DIFFER FROM THOSE STATED.

1 BEDROOM

APARTMENT TYPE B1

LEVELS:8,9



UNIT No.	SUITE AREA		BALCONY AREA		TOTAL AREA		
	SQM	SQFT	SQM	SQFT	SQM	SQFT	
801-901	62.13	668.76	7.58	81.59	Min.	69.71	750.35
	62.26	670.16	7.58	81.59	Max.	69.84	751.75



Lamaa

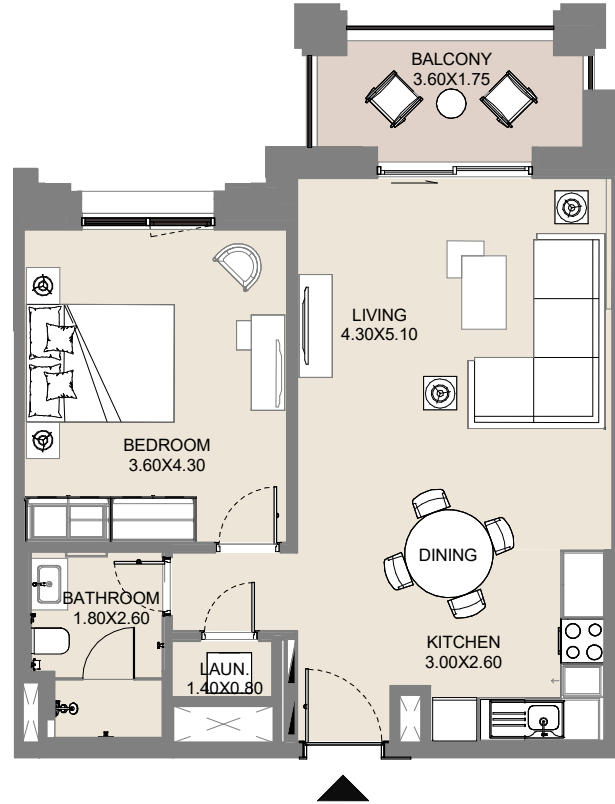
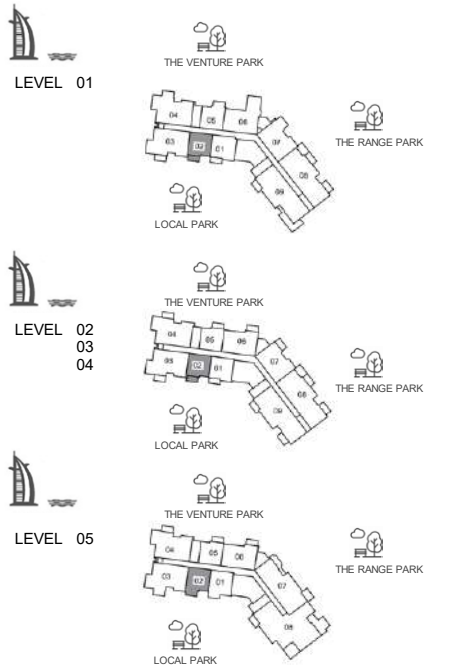


DISCLAIMER: PLANS, DETAILS AND UNIT ORIENTATION INCLUDED ARE INDICATIVE ONLY AND ARE SUBJECT TO CHANGE BY THE DEVELOPER/SELLER AT ITS SOLE DISCRETION WITHOUT NOTICE AND/OR LIABILITY. ALL IMAGES, INCLUDING FEATURES, FINISHES, FURNISHINGS, VIEW AND SCALE ARE ILLUSTRATIVE ONLY. FINAL AREAS, ORIENTATION, DIMENSIONS, LAYOUT AND MATERIALS MAY DIFFER FROM THOSE STATED.

1 BEDROOM

APARTMENT TYPE A1

LEVELS:1,2,3,4,5,6,7



UNIT No.	SUITE AREA		BALCONY AREA		TOTAL AREA		
	SQM	SQFT	SQM	SQFT		SQM	SQFT
102-202-302 402-502-602	60.18	647.77	6.95	74.81	Min.	67.13	722.58
	60.32	649.28	7.42	79.87	Max.	67.74	729.15



Lamaa

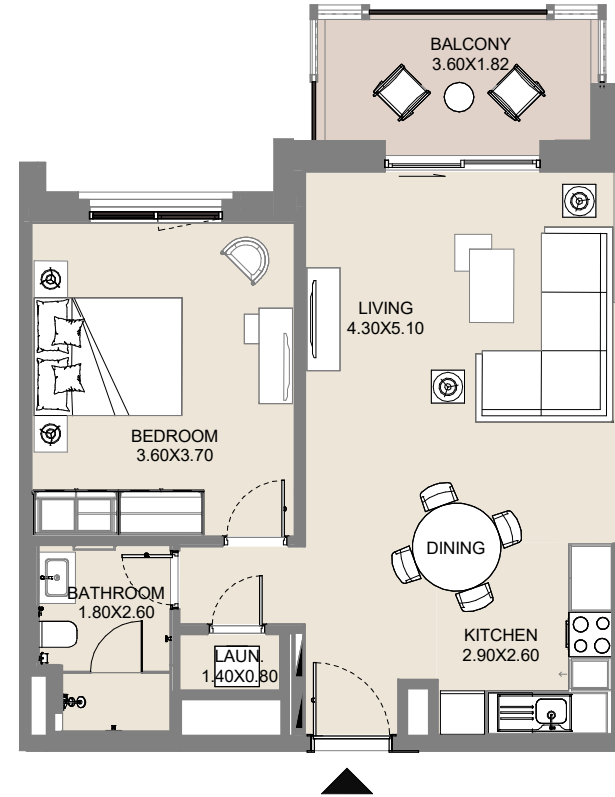
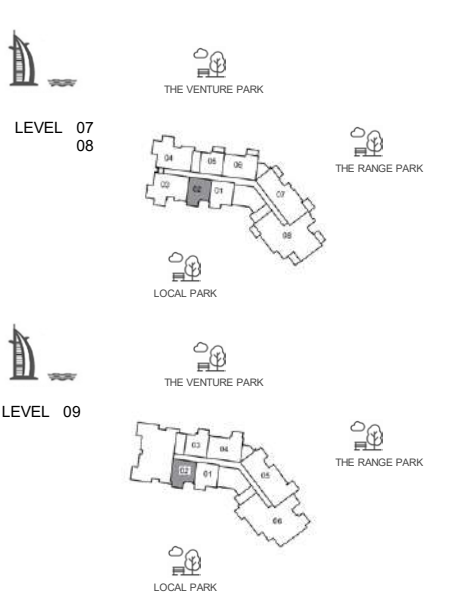


DISCLAIMER: PLANS, DETAILS AND UNIT ORIENTATION INCLUDED ARE INDICATIVE ONLY AND ARE SUBJECT TO CHANGE BY THE DEVELOPER/SELLER AT ITS SOLE DISCRETION WITHOUT NOTICE AND/OR LIABILITY. ALL IMAGES, INCLUDING FEATURES, FINISHES, FURNISHINGS, VIEW AND SCALE ARE ILLUSTRATIVE ONLY. FINAL AREAS, ORIENTATION, DIMENSIONS, LAYOUT AND MATERIALS MAY DIFFER FROM THOSE STATED.

1 BEDROOM

APARTMENT TYPE A1

LEVELS:7,8,9



UNIT No.	SUITE AREA		BALCONY AREA		TOTAL AREA		
	SQM	SQFT	SQM	SQFT		SQM	SQFT
702-802-902	60.18	647.77	7.60	81.81	Min.	67.78	729.58
	60.45	650.68	7.60	81.81	Max.	68.05	732.48



Lamaa

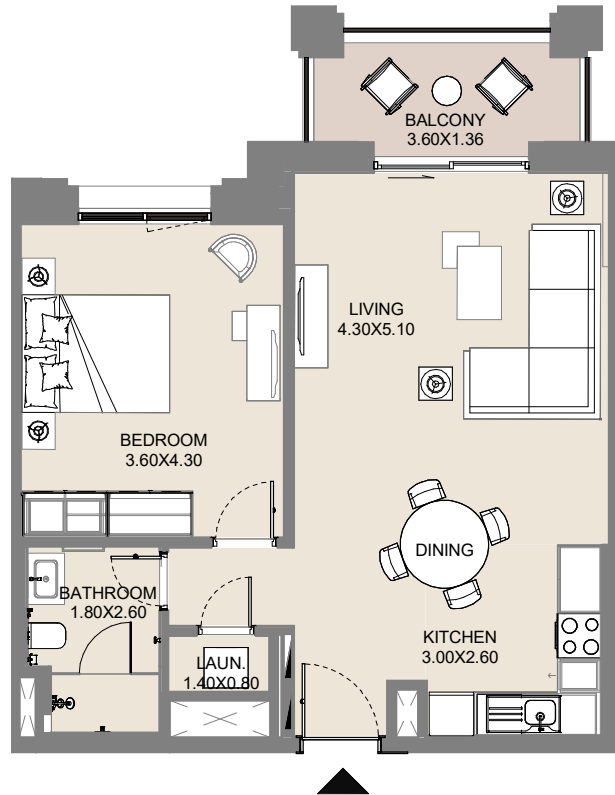
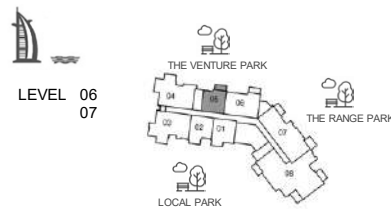
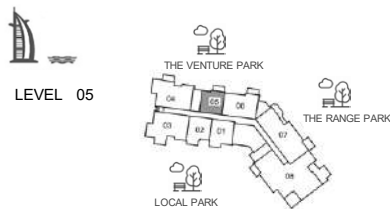
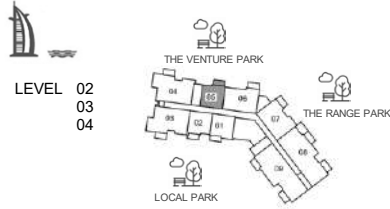
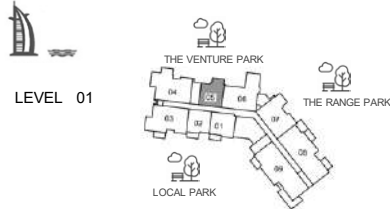


DISCLAIMER: PLANS, DETAILS AND UNIT ORIENTATION INCLUDED ARE INDICATIVE ONLY AND ARE SUBJECT TO CHANGE BY THE DEVELOPER/SELLER AT ITS SOLE DISCRETION WITHOUT NOTICE AND/OR LIABILITY. ALL IMAGES, INCLUDING FEATURES, FINISHES, FURNISHINGS, VIEW AND SCALE ARE ILLUSTRATIVE ONLY. FINAL AREAS, ORIENTATION, DIMENSIONS, LAYOUT AND MATERIALS MAY DIFFER FROM THOSE STATED.

1 BEDROOM

APARTMENT TYPE A1

LEVELS:1,2,3,4,5,6,7



UNIT No.	SUITE AREA		BALCONY AREA		TOTAL AREA	
	SQM	SQFT	SQM	SQFT	SQM	SQFT
105-205-305	61.07	657.35	6.57	70.72	Min. 67.64	728.07
405-505-605	61.07	657.35	7.04	75.78	Max. 68.11	733.13
705						

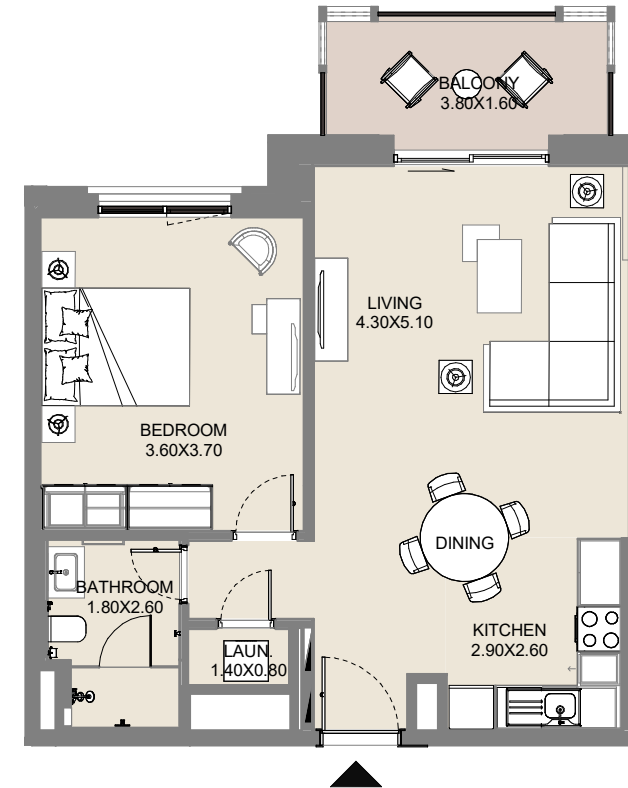
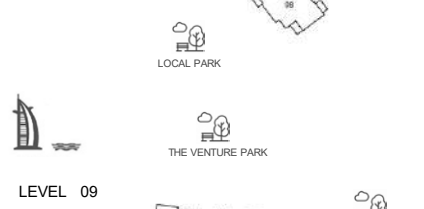
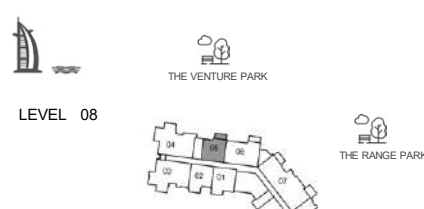


Lamaa

1 BEDROOM

APARTMENT TYPE A1

LEVELS:8,9



UNIT No.	SUITE AREA		BALCONY AREA		TOTAL AREA	
	SQM	SQFT	SQM	SQFT	SQM	SQFT
805-903	61.07	657.35	7.21	77.61	68.28	734.96



Lamaa

DISCLAIMER: PLANS, DETAILS AND UNIT ORIENTATION INCLUDED ARE INDICATIVE ONLY AND ARE SUBJECT TO CHANGE BY THE DEVELOPER/SELLER AT ITS SOLE DISCRETION WITHOUT NOTICE AND/OR LIABILITY. ALL IMAGES, INCLUDING FEATURES, FINISHES, FURNISHINGS, VIEW AND SCALE ARE ILLUSTRATIVE ONLY. FINAL AREAS, ORIENTATION, DIMENSIONS, LAYOUT AND MATERIALS MAY DIFFER FROM THOSE STATED.



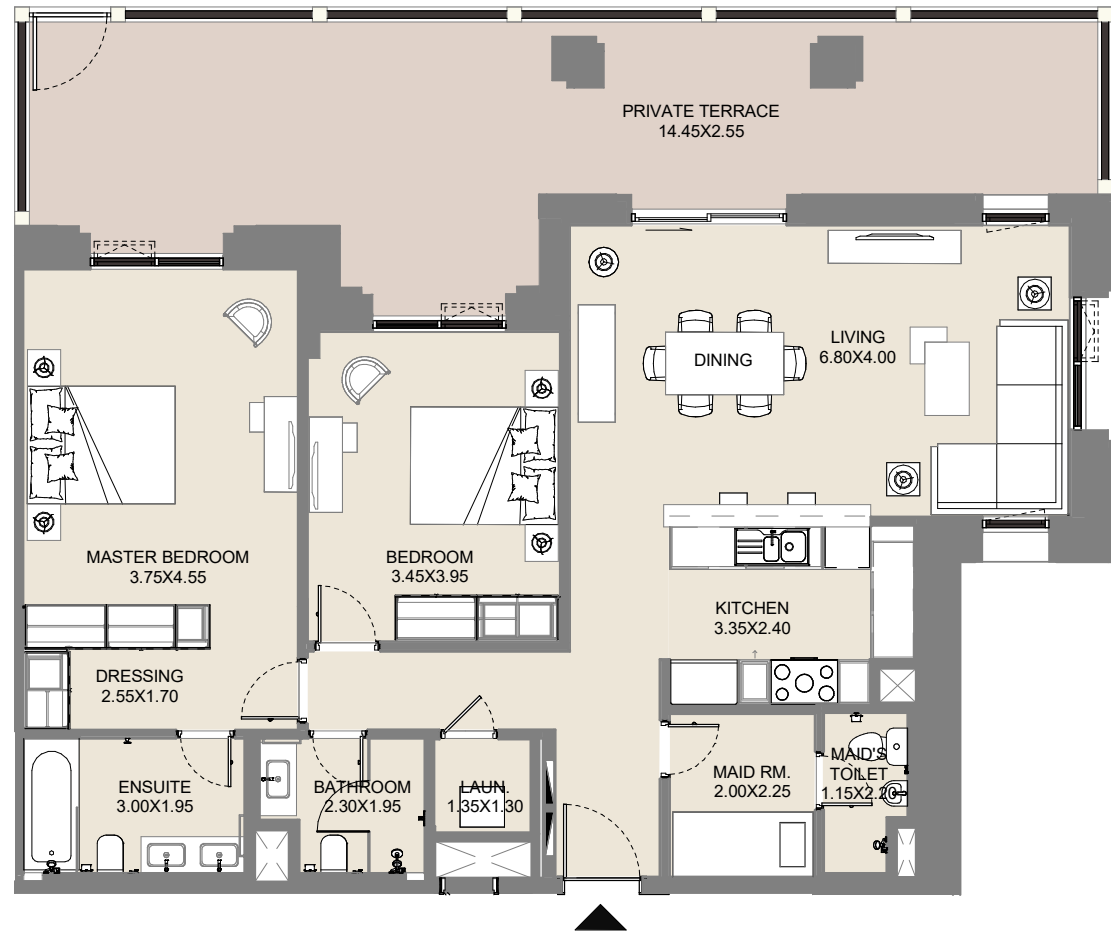
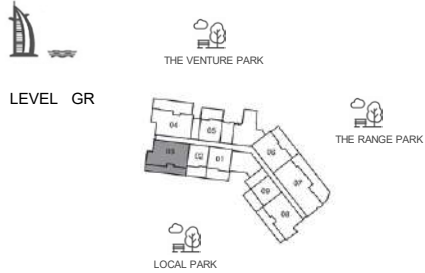
DISCLAIMER: PLANS, DETAILS AND UNIT ORIENTATION INCLUDED ARE INDICATIVE ONLY AND ARE SUBJECT TO CHANGE BY THE DEVELOPER/SELLER AT ITS SOLE DISCRETION WITHOUT NOTICE AND/OR LIABILITY. ALL IMAGES, INCLUDING FEATURES, FINISHES, FURNISHINGS, VIEW AND SCALE ARE ILLUSTRATIVE ONLY. FINAL AREAS, ORIENTATION, DIMENSIONS, LAYOUT AND MATERIALS MAY DIFFER FROM THOSE STATED.



2 BEDROOM

APARTMENT TYPE B1

LEVELS:GR



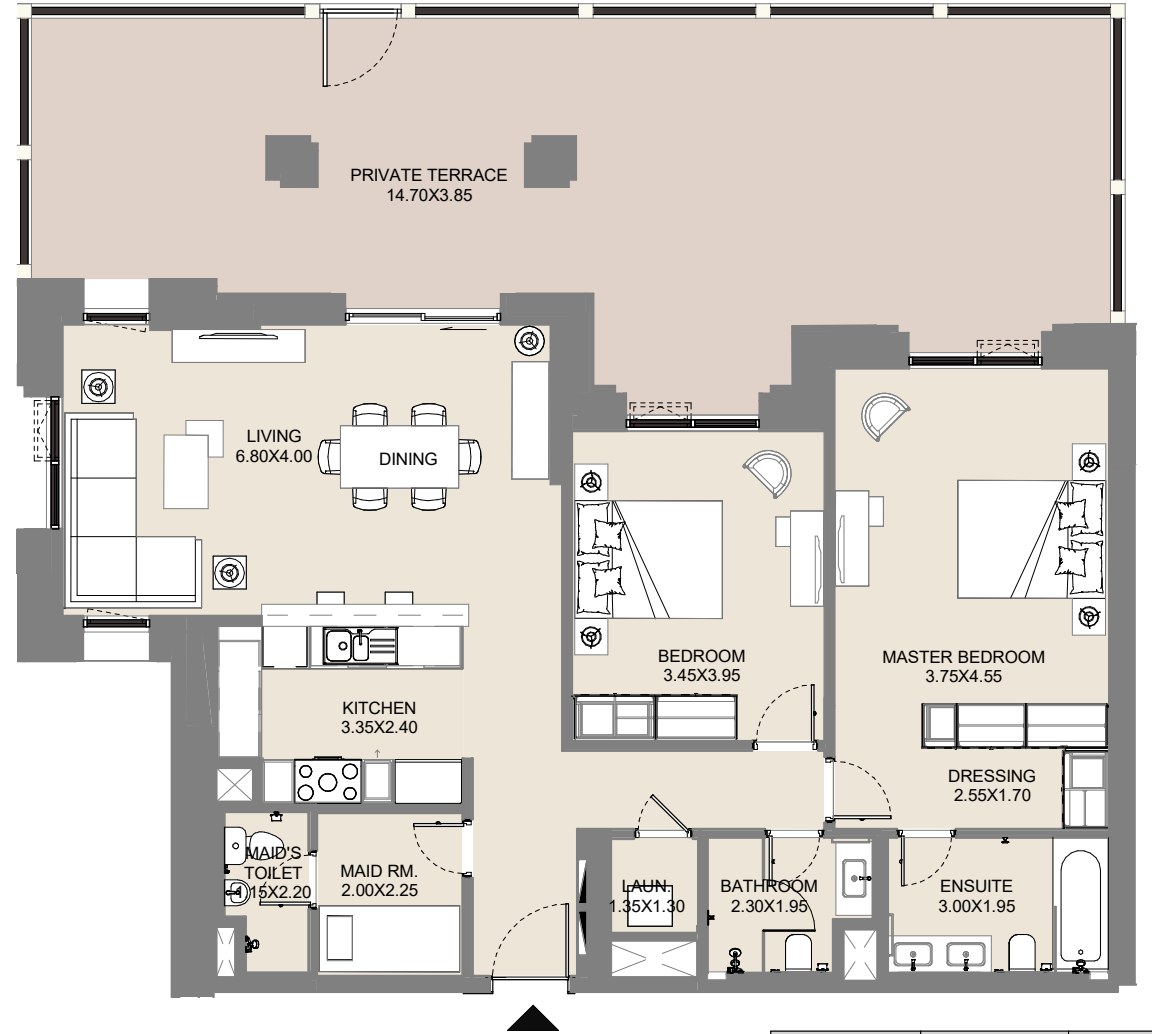
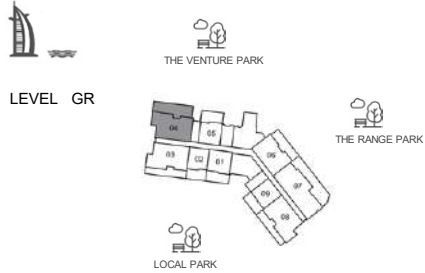
UNIT No.	SUITE AREA		BALCONY AREA		TOTAL AREA	
	SQM	SQFT	SQM	SQFT	SQM	SQFT
G03	111.41	1199.21	44.71	481.25	156.12	1680.46



2 BEDROOM

APARTMENT TYPE B1

LEVELS:GR



UNIT No.	SUITE AREA		BALCONY AREA		TOTAL AREA	
	SQM	SQFT	SQM	SQFT	SQM	SQFT
G04	111.70	1202.33	65.49	704.93	177.19	1906.56



DISCLAIMER: PLANS, DETAILS AND UNIT ORIENTATION INCLUDED ARE INDICATIVE ONLY AND ARE SUBJECT TO CHANGE BY THE DEVELOPER/SELLER AT ITS SOLE DISCRETION WITHOUT NOTICE AND/OR LIABILITY. ALL IMAGES, INCLUDING FEATURES, FINISHES, FURNISHINGS, VIEW AND SCALE ARE ILLUSTRATIVE ONLY. FINAL AREAS, ORIENTATION, DIMENSIONS, LAYOUT AND MATERIALS MAY DIFFER FROM THOSE STATED.



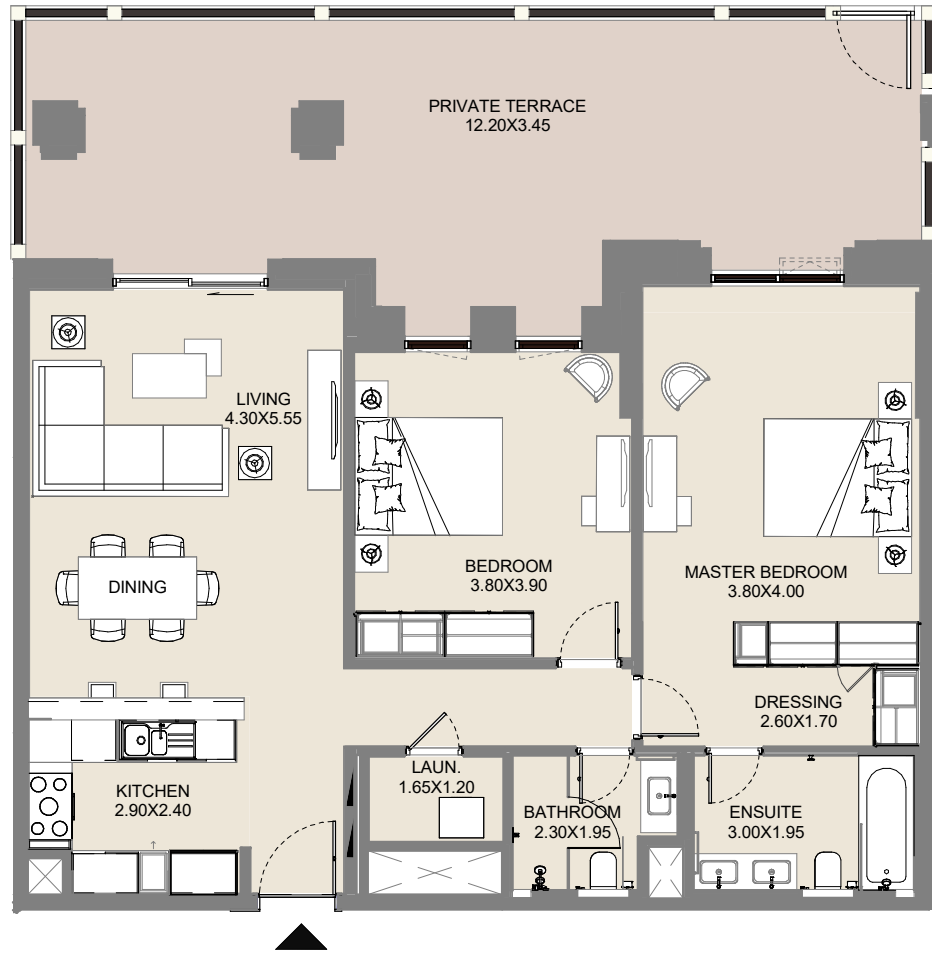
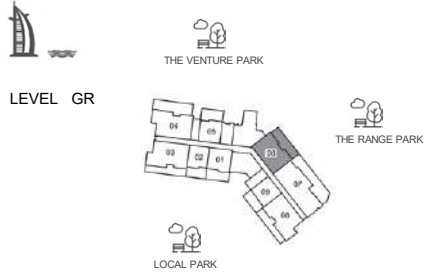
DISCLAIMER: PLANS, DETAILS AND UNIT ORIENTATION INCLUDED ARE INDICATIVE ONLY AND ARE SUBJECT TO CHANGE BY THE DEVELOPER/SELLER AT ITS SOLE DISCRETION WITHOUT NOTICE AND/OR LIABILITY. ALL IMAGES, INCLUDING FEATURES, FINISHES, FURNISHINGS, VIEW AND SCALE ARE ILLUSTRATIVE ONLY. FINAL AREAS, ORIENTATION, DIMENSIONS, LAYOUT AND MATERIALS MAY DIFFER FROM THOSE STATED.



2 BEDROOM

APARTMENT TYPE C1

LEVELS:GR



UNIT No.	SUITE AREA		BALCONY AREA		TOTAL AREA	
	SQM	SQFT	SQM	SQFT	SQM	SQFT
G06	98.50	1060.25	45.40	488.68	143.90	1548.93

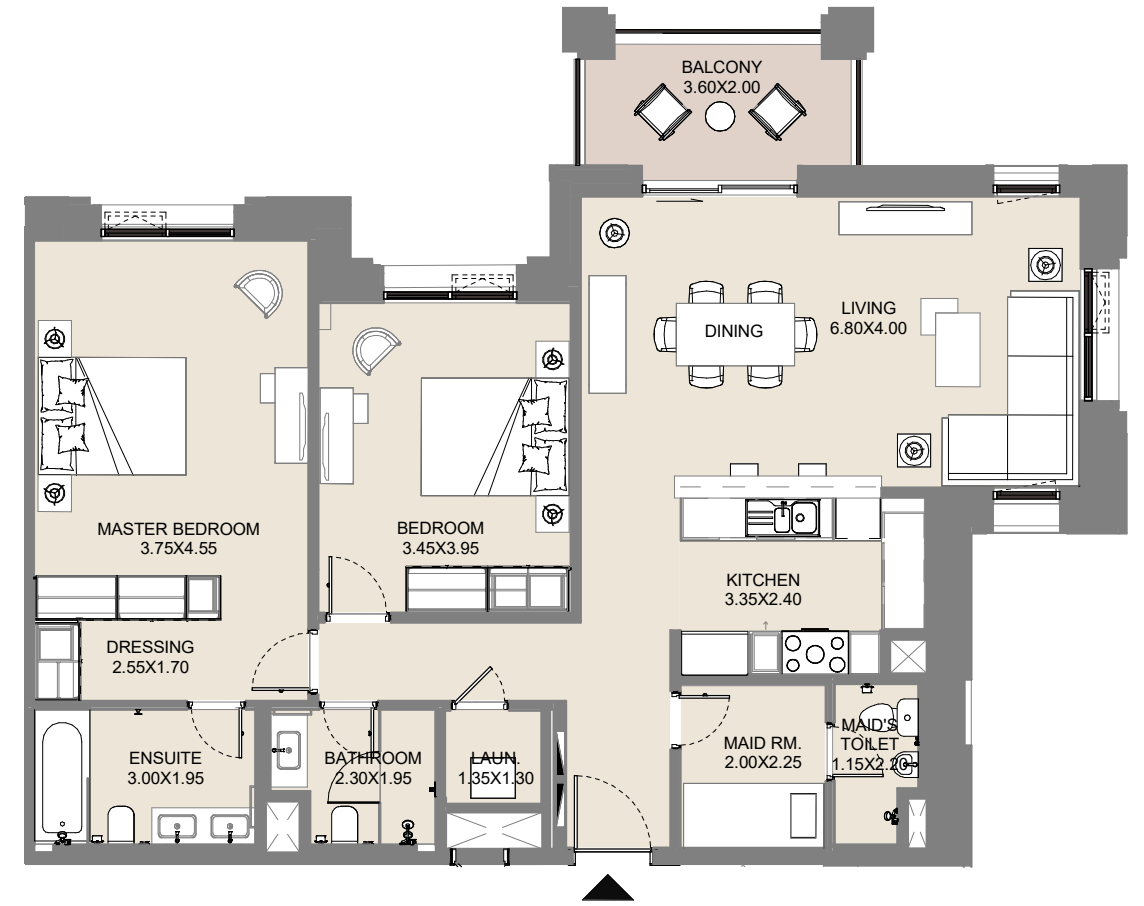
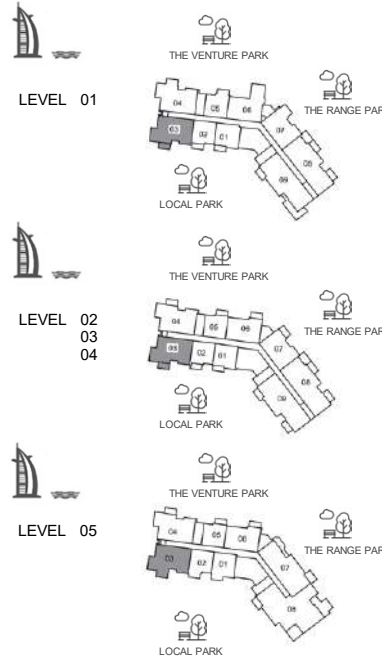


DISCLAIMER: PLANS, DETAILS AND UNIT ORIENTATION INCLUDED ARE INDICATIVE ONLY AND ARE SUBJECT TO CHANGE BY THE DEVELOPER/SELLER AT ITS SOLE DISCRETION WITHOUT NOTICE AND/OR LIABILITY. ALL IMAGES, INCLUDING FEATURES, FINISHES, FURNISHINGS, VIEW AND SCALE ARE ILLUSTRATIVE ONLY. FINAL AREAS, ORIENTATION, DIMENSIONS, LAYOUT AND MATERIALS MAY DIFFER FROM THOSE STATED.

2 BEDROOM

APARTMENT TYPE B1

LEVELS:1,2,3,4,5,6



UNIT No.	SUITE AREA		BALCONY AREA		TOTAL AREA	
	SQM	SQFT	SQM	SQFT	SQM	SQFT
103-203-303 403-503-603	111.50	1200.18	7.71	82.99	Min. 119.21	1283.17
	111.50	1200.18	8.18	88.05	Max. 119.68	1288.22

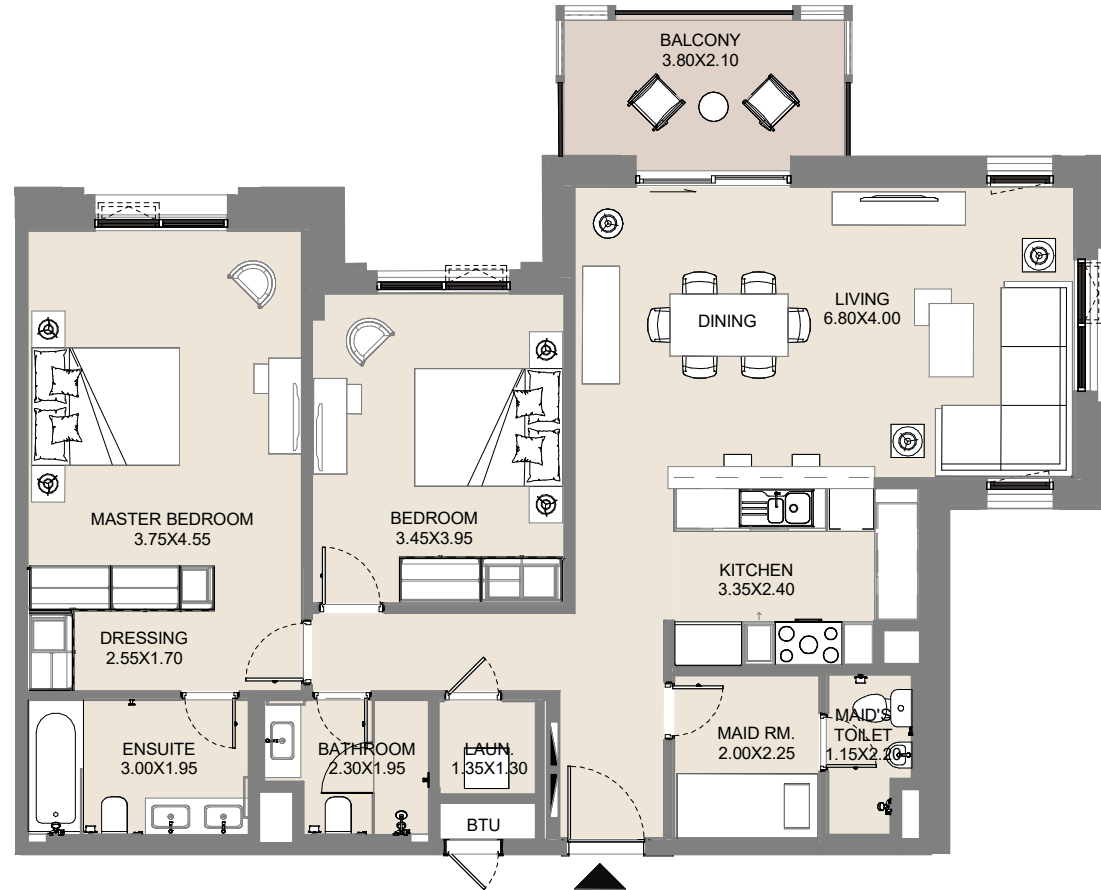
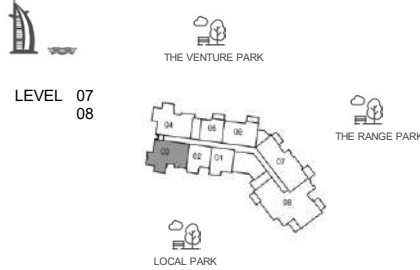


DISCLAIMER: PLANS, DETAILS AND UNIT ORIENTATION INCLUDED ARE INDICATIVE ONLY AND ARE SUBJECT TO CHANGE BY THE DEVELOPER/SELLER AT ITS SOLE DISCRETION WITHOUT NOTICE AND/OR LIABILITY. ALL IMAGES, INCLUDING FEATURES, FINISHES, FURNISHINGS, VIEW AND SCALE ARE ILLUSTRATIVE ONLY. FINAL AREAS, ORIENTATION, DIMENSIONS, LAYOUT AND MATERIALS MAY DIFFER FROM THOSE STATED.

2 BEDROOM

APARTMENT TYPE B1

LEVELS:7,8



UNIT No.	SUITE AREA		BALCONY AREA		TOTAL AREA		
	SQM	SQFT	SQM	SQFT	SQM	SQFT	
703-803	111.38	1198.88	8.37	90.09	Min.	119.75	1288.98
	111.38	1198.88	8.38	90.20	Max.	119.76	1289.09

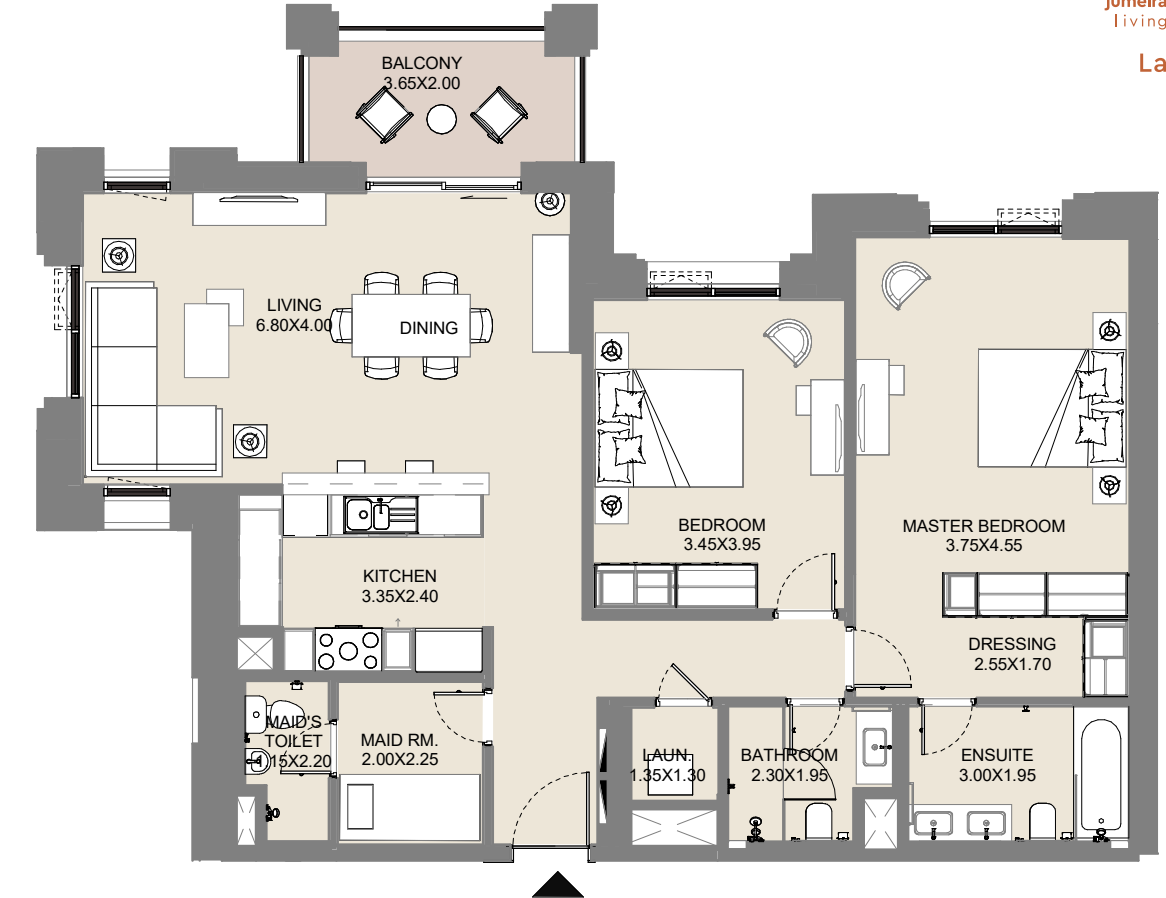
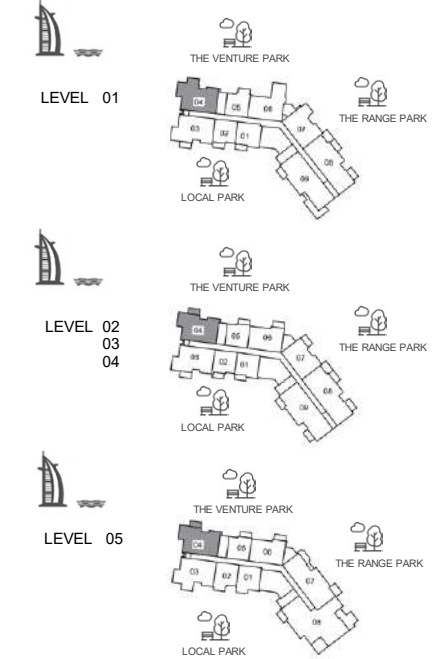


DISCLAIMER: PLANS, DETAILS AND UNIT ORIENTATION INCLUDED ARE INDICATIVE ONLY AND ARE SUBJECT TO CHANGE BY THE DEVELOPER/SELLER AT ITS SOLE DISCRETION WITHOUT NOTICE AND/OR LIABILITY. ALL IMAGES, INCLUDING FEATURES, FINISHES, FURNISHINGS, VIEW AND SCALE ARE ILLUSTRATIVE ONLY. FINAL AREAS, ORIENTATION, DIMENSIONS, LAYOUT AND MATERIALS MAY DIFFER FROM THOSE STATED.

2 BEDROOM

APARTMENT TYPE B1

LEVELS:1,2,3,4,5,6



UNIT No.	SUITE AREA		BALCONY AREA		TOTAL AREA		
	SQM	SQFT	SQM	SQFT	SQM	SQFT	
104-204-304 404-504-604	111.94	1204.91	7.71	82.99	Min.	119.65	1287.90
	111.77	1203.08	8.18	88.05	Max.	119.95	1291.13

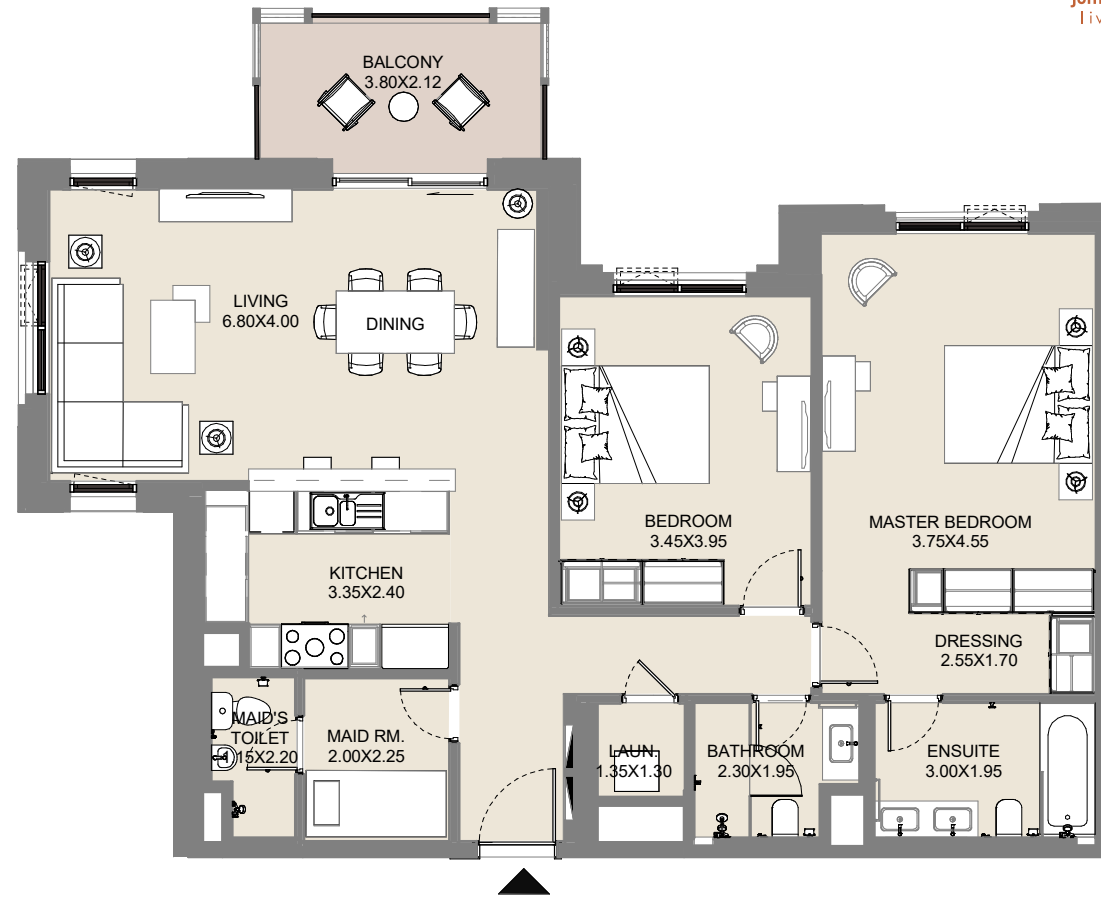
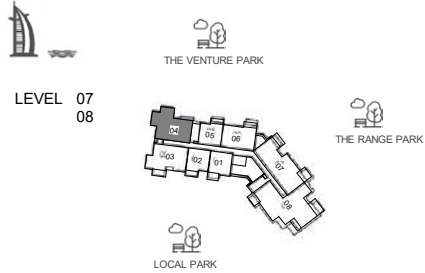


DISCLAIMER: PLANS, DETAILS AND UNIT ORIENTATION INCLUDED ARE INDICATIVE ONLY AND ARE SUBJECT TO CHANGE BY THE DEVELOPER/SELLER AT ITS SOLE DISCRETION WITHOUT NOTICE AND/OR LIABILITY. ALL IMAGES, INCLUDING FEATURES, FINISHES, FURNISHINGS, VIEW AND SCALE ARE ILLUSTRATIVE ONLY. FINAL AREAS, ORIENTATION, DIMENSIONS, LAYOUT AND MATERIALS MAY DIFFER FROM THOSE STATED.

2 BEDROOM

APARTMENT TYPE B1

LEVELS:7,8



UNIT No.	SUITE AREA		BALCONY AREA		TOTAL AREA		
	SQM	SQFT	SQM	SQFT	SQM	SQFT	
704-804	111.67	1202.01	8.38	90.20	Min.	120.05	1292.21
	111.74	1202.76	8.38	90.20	Max.	120.12	1292.96

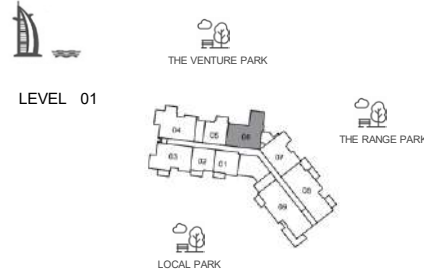


Lamaa

2 BEDROOM

APARTMENT TYPE A1

LEVELS:1



UNIT No.	SUITE AREA		BALCONY AREA		TOTAL AREA	
	SQM	SQFT	SQM	SQFT	SQM	SQFT
106	95.04	1023.00	22.94	246.92	117.98	1269.93

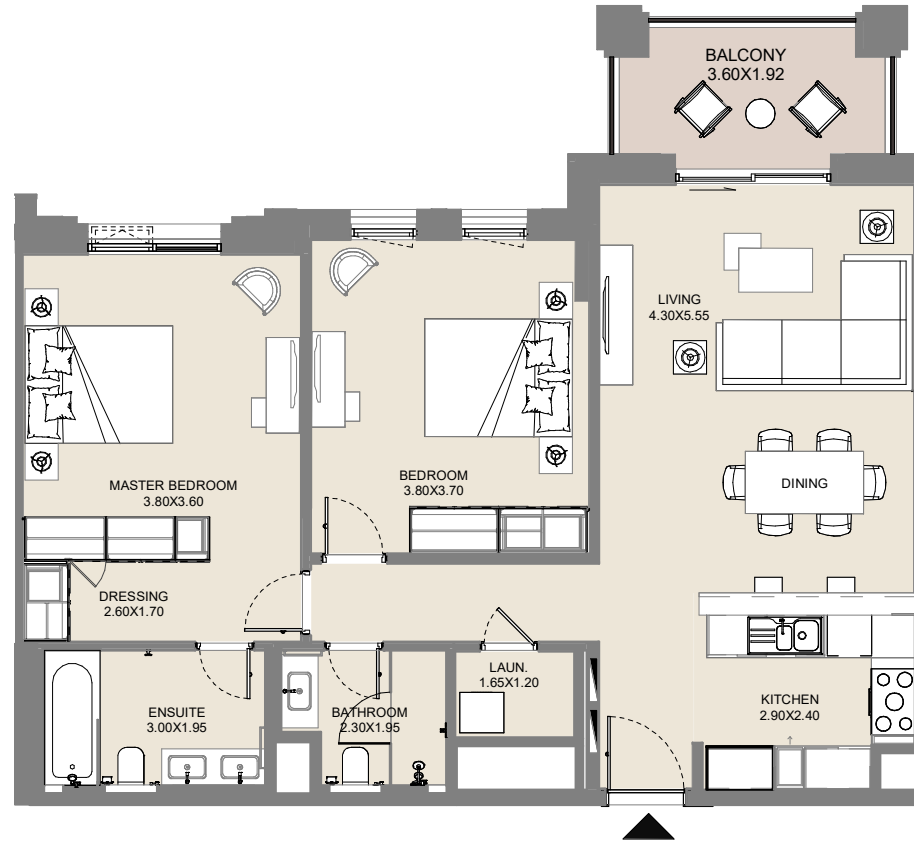
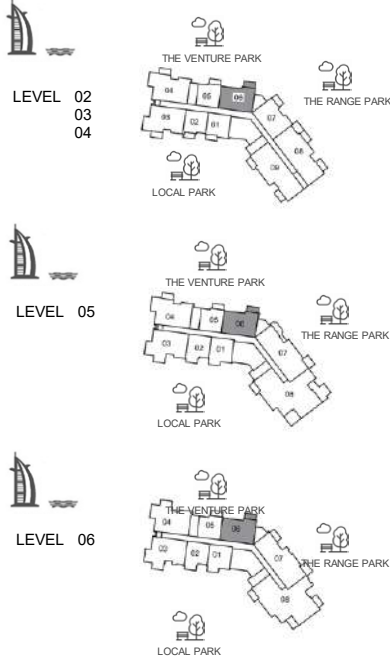


Lamaa

2 BEDROOM

APARTMENT TYPE A1

LEVELS:2,3,4,5,6



UNIT No.	SUITE AREA		BALCONY AREA		TOTAL AREA		
	SQM	SQFT	SQM	SQFT	SQM	SQFT	
206-306-406 506-606	94.98	1022.36	7.71	82.99	Min.	102.69	1105.35
	95.21	1024.83	7.71	82.99	Max.	102.92	1107.82



Lamaa

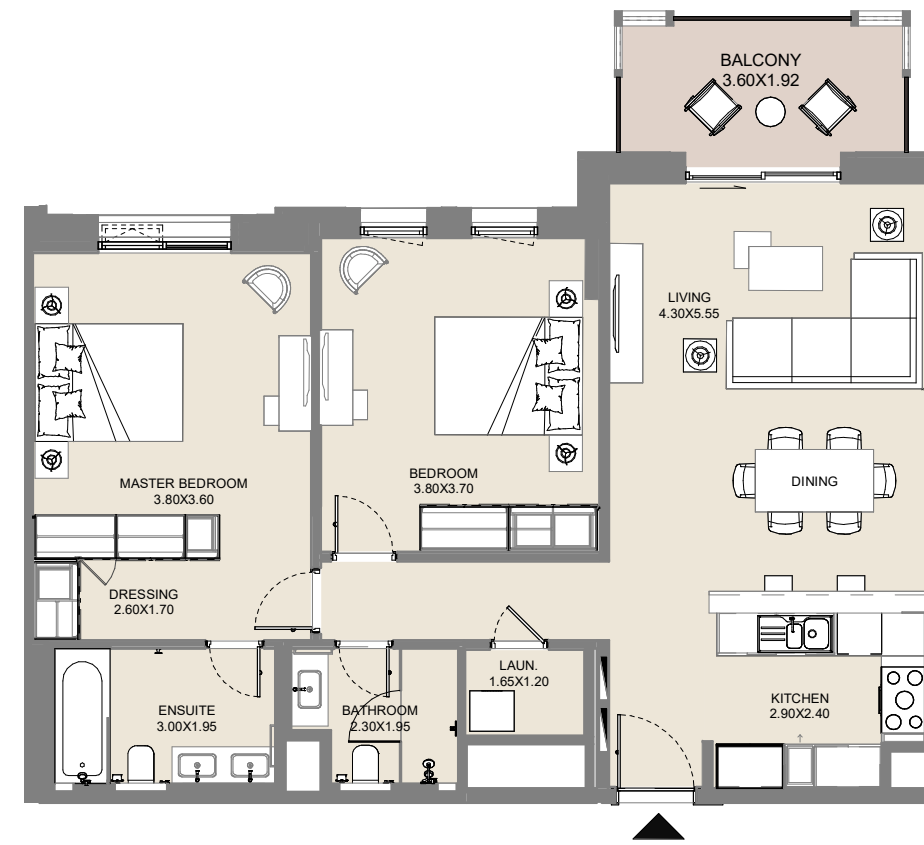
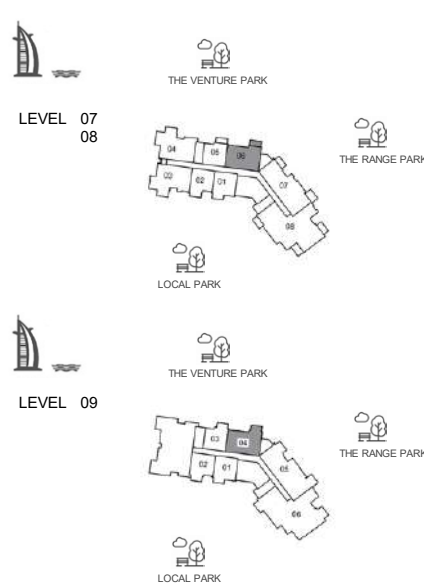


DISCLAIMER: PLANS, DETAILS AND UNIT ORIENTATION INCLUDED ARE INDICATIVE ONLY AND ARE SUBJECT TO CHANGE BY THE DEVELOPER/SELLER AT ITS SOLE DISCRETION WITHOUT NOTICE AND/OR LIABILITY. ALL IMAGES, INCLUDING FEATURES, FINISHES, FURNISHINGS, VIEW AND SCALE ARE ILLUSTRATIVE ONLY. FINAL AREAS, ORIENTATION, DIMENSIONS, LAYOUT AND MATERIALS MAY DIFFER FROM THOSE STATED.

2 BEDROOM

APARTMENT TYPE A1

LEVELS:7,8,9



UNIT No.	SUITE AREA		BALCONY AREA		TOTAL AREA		
	SQM	SQFT	SQM	SQFT	SQM	SQFT	
706-806-904	95.04	1023.00	7.89	84.93	Min.	102.93	1107.93
	95.14	1024.08	7.89	84.93	Max.	103.03	1109.01



Lamaa

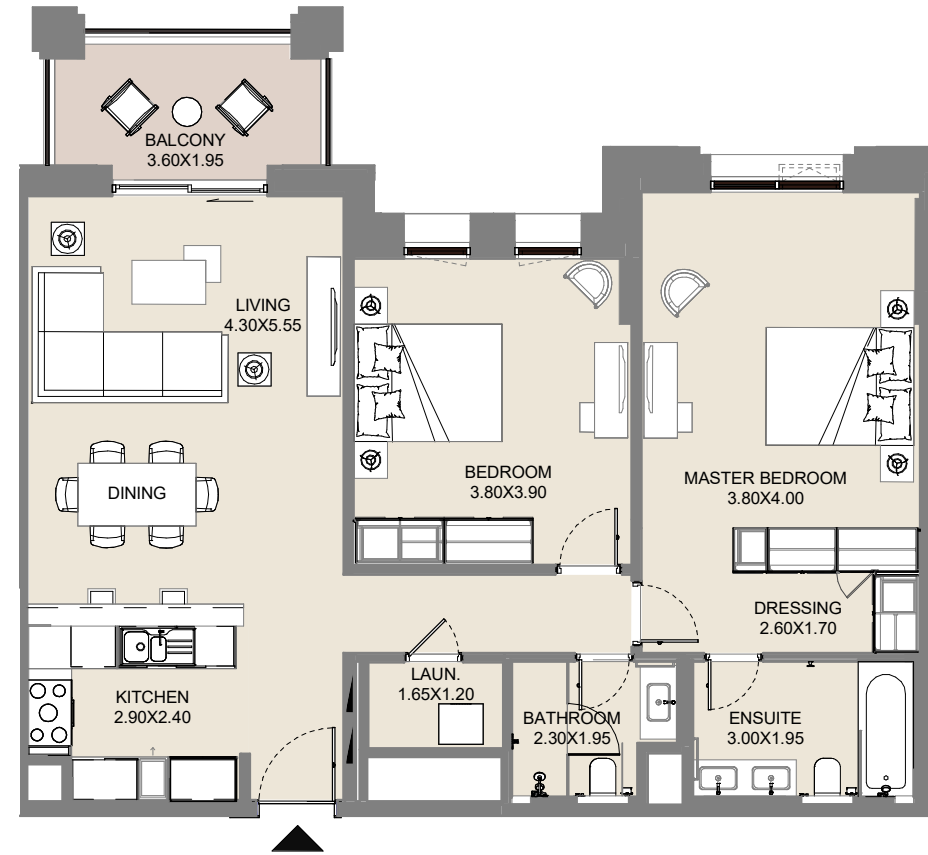
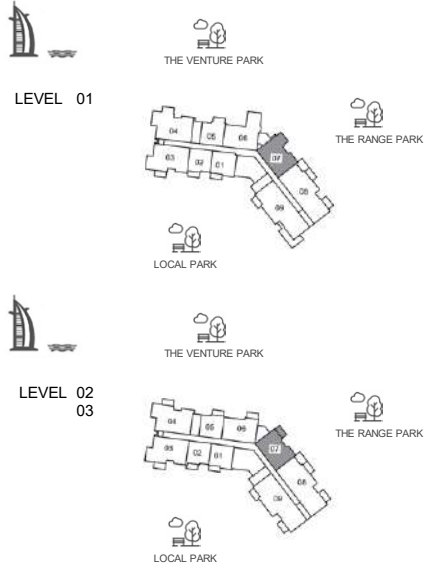


DISCLAIMER: PLANS, DETAILS AND UNIT ORIENTATION INCLUDED ARE INDICATIVE ONLY AND ARE SUBJECT TO CHANGE BY THE DEVELOPER/SELLER AT ITS SOLE DISCRETION WITHOUT NOTICE AND/OR LIABILITY. ALL IMAGES, INCLUDING FEATURES, FINISHES, FURNISHINGS, VIEW AND SCALE ARE ILLUSTRATIVE ONLY. FINAL AREAS, ORIENTATION, DIMENSIONS, LAYOUT AND MATERIALS MAY DIFFER FROM THOSE STATED.

2 BEDROOM

APARTMENT TYPE C1

LEVELS:1,2,3



UNIT No.	SUITE AREA		BALCONY AREA		TOTAL AREA		
	SQM	SQFT	SQM	SQFT	SQM	SQFT	
107-207-307	98.40	1059.17	7.72	83.10	Min.	106.12	1147.27
	98.40	1059.17	8.20	88.26	Max.	106.60	1147.43

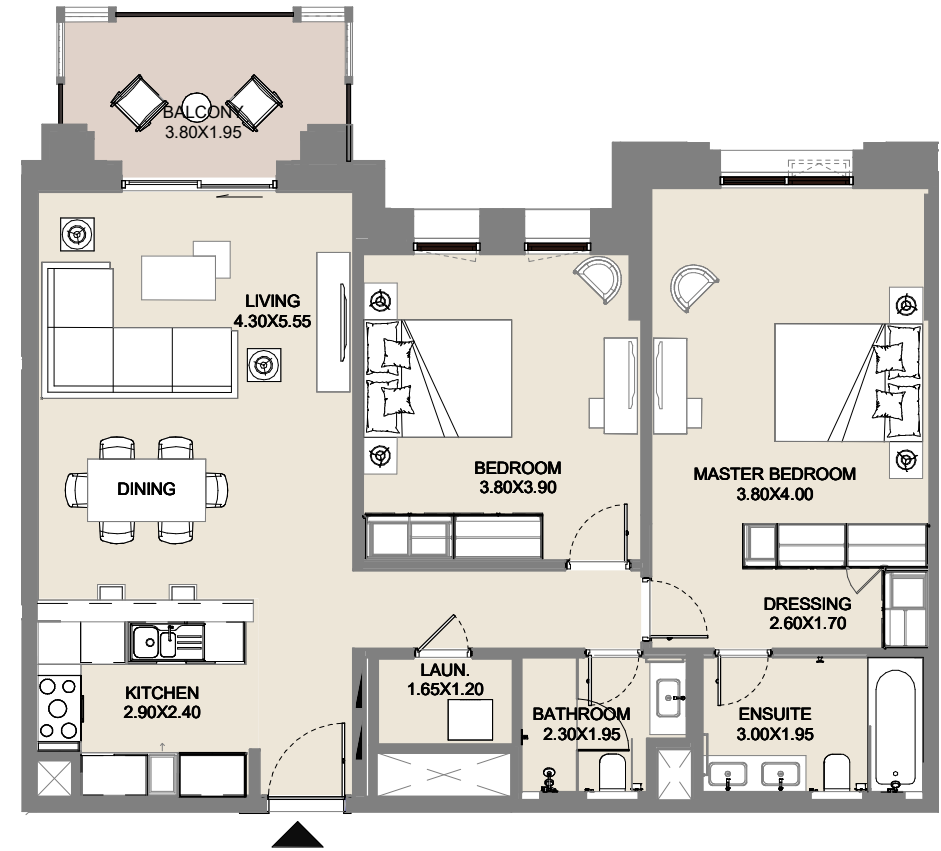
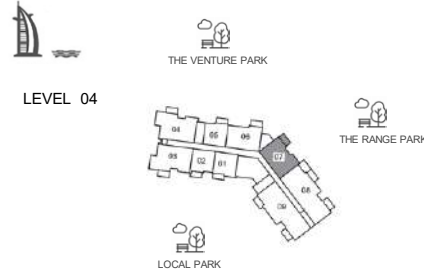


Lamaa

2 BEDROOM

APARTMENT TYPE C1

LEVELS:4



UNIT No.	SUITE AREA		BALCONY AREA		TOTAL AREA	
	SQM	SQFT	SQM	SQFT	SQM	SQFT
407	98.40	1059.17	8.08	86.97	106.48	1146.14



Lamaa

DISCLAIMER: PLANS, DETAILS AND UNIT ORIENTATION INCLUDED ARE INDICATIVE ONLY AND ARE SUBJECT TO CHANGE BY THE DEVELOPER/SELLER AT ITS SOLE DISCRETION WITHOUT NOTICE AND/OR LIABILITY. ALL IMAGES, INCLUDING FEATURES, FINISHES, FURNISHINGS, VIEW AND SCALE ARE ILLUSTRATIVE ONLY. FINAL AREAS, ORIENTATION, DIMENSIONS, LAYOUT AND MATERIALS MAY DIFFER FROM THOSE STATED.



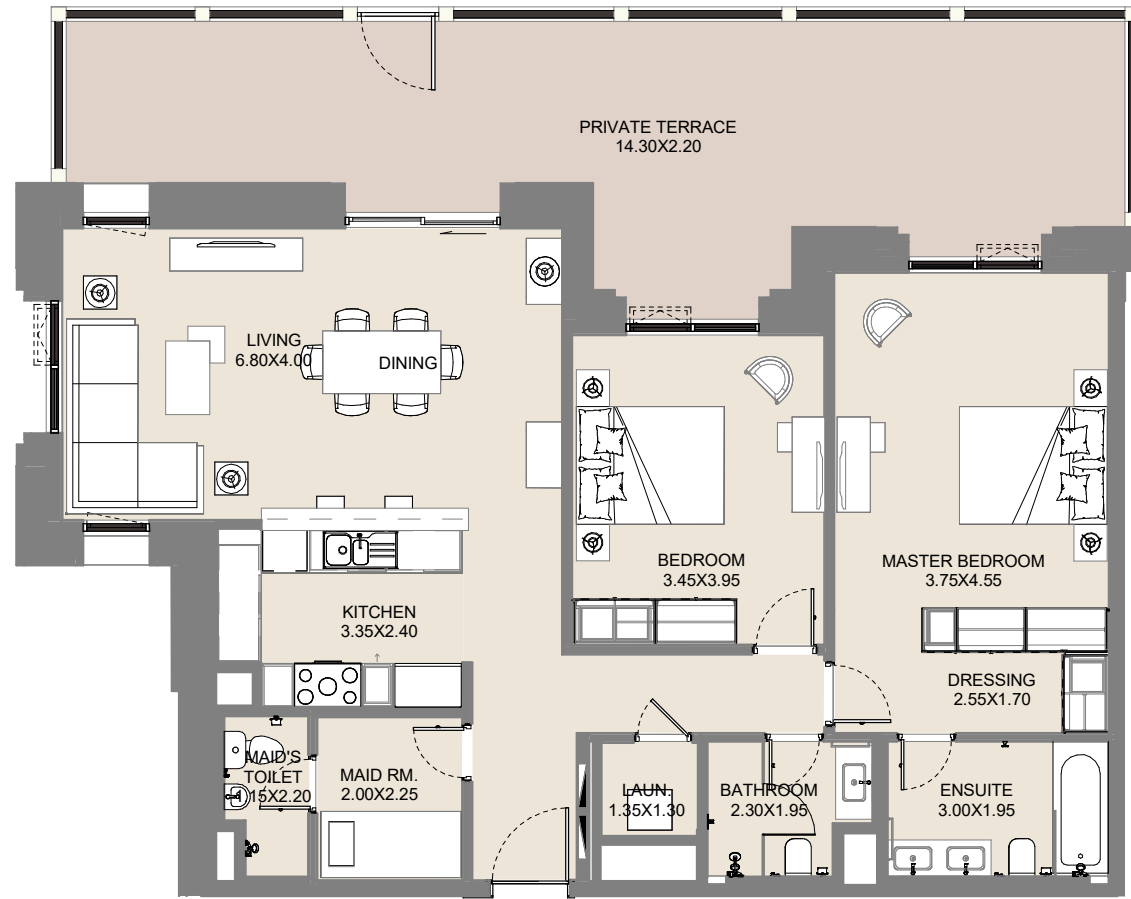
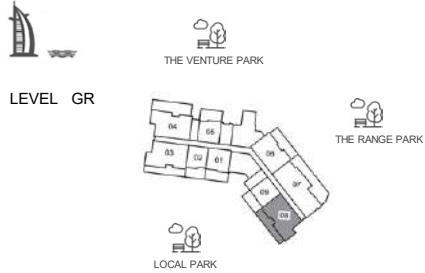
DISCLAIMER: PLANS, DETAILS AND UNIT ORIENTATION INCLUDED ARE INDICATIVE ONLY AND ARE SUBJECT TO CHANGE BY THE DEVELOPER/SELLER AT ITS SOLE DISCRETION WITHOUT NOTICE AND/OR LIABILITY. ALL IMAGES, INCLUDING FEATURES, FINISHES, FURNISHINGS, VIEW AND SCALE ARE ILLUSTRATIVE ONLY. FINAL AREAS, ORIENTATION, DIMENSIONS, LAYOUT AND MATERIALS MAY DIFFER FROM THOSE STATED.



2 BEDROOM

APARTMENT TYPE B1

LEVELS:GR



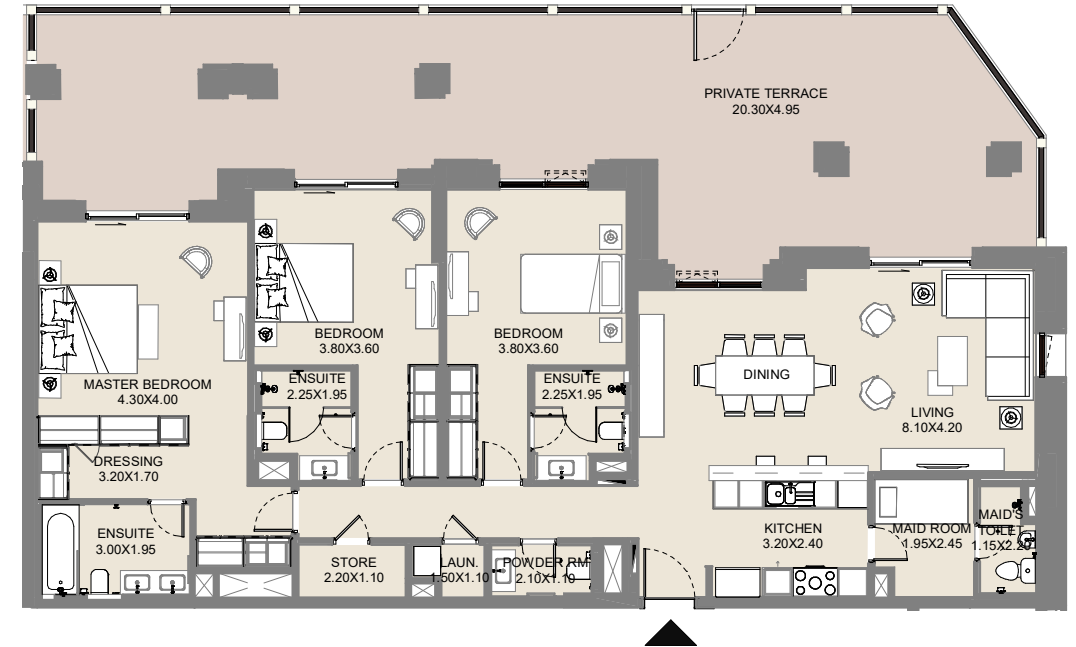
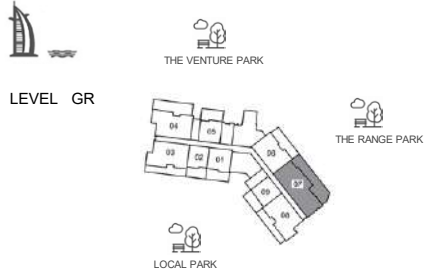
UNIT No.	SUITE AREA		BALCONY AREA		TOTAL AREA	
	SQM	SQFT	SQM	SQFT	SQM	SQFT
G08	111.36	1198.67	44.32	477.06	155.68	1675.73



3 BEDROOM

APARTMENT TYPE A2

LEVELS:GR



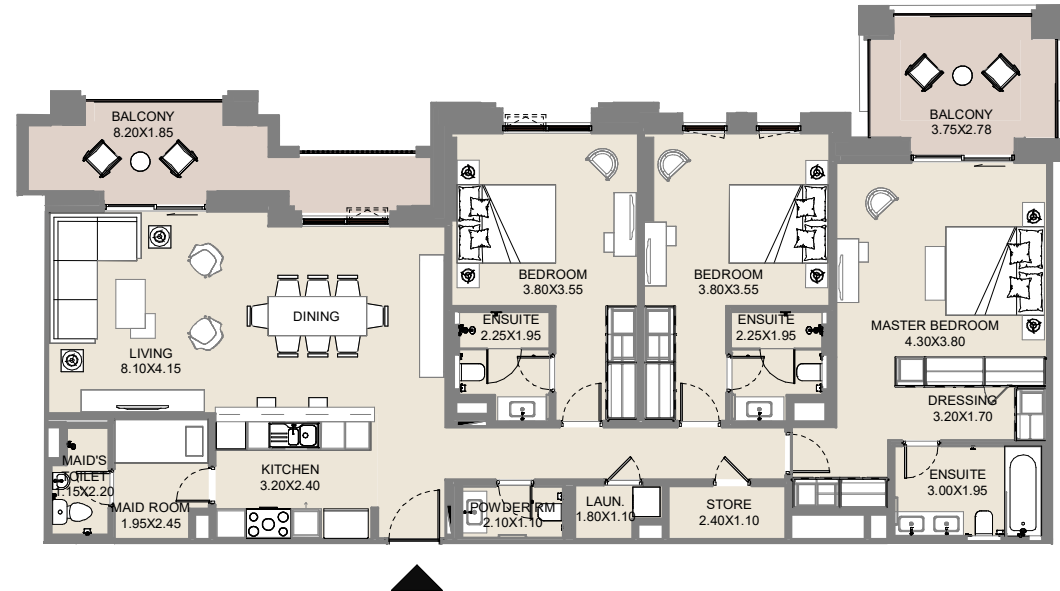
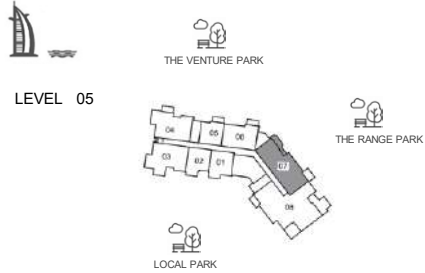
UNIT No.	SUITE AREA		BALCONY AREA		TOTAL AREA	
	SQM	SQFT	SQM	SQFT	SQM	SQFT
G07	154.01	1657.75	83.67	900.62	237.68	2558.37



3 BEDROOM

APARTMENT TYPE B1

LEVELS:5



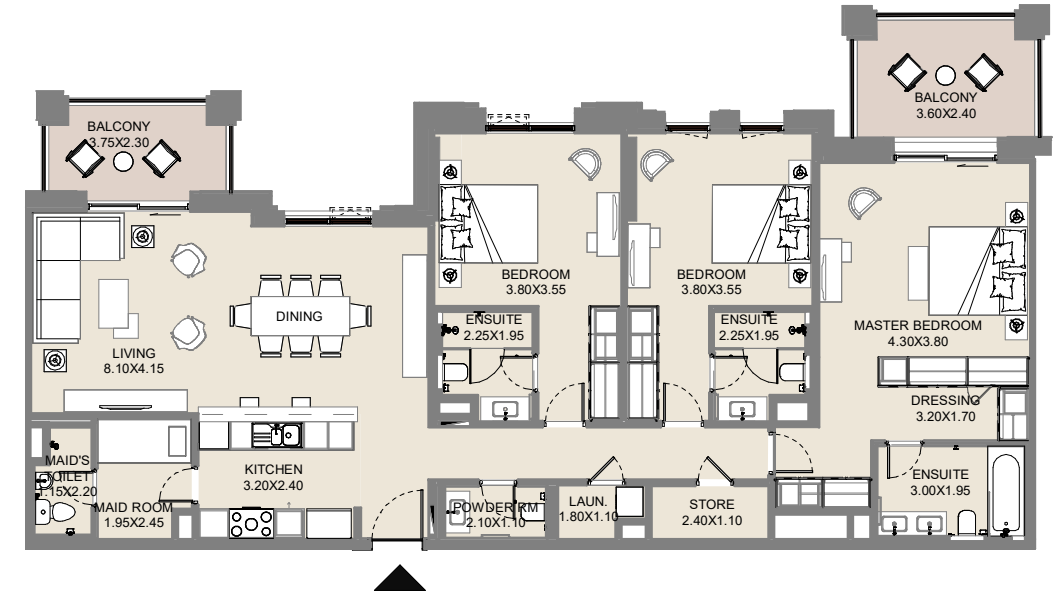
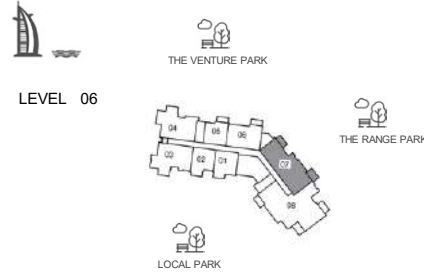
UNIT No.	SUITE AREA		BALCONY AREA		TOTAL AREA	
	SQM	SQFT	SQM	SQFT	SQM	SQFT
507						
	154.30	1660.87	24.77	266.62	179.07	1926.49



3 BEDROOM

APARTMENT TYPE B1

LEVELS:6



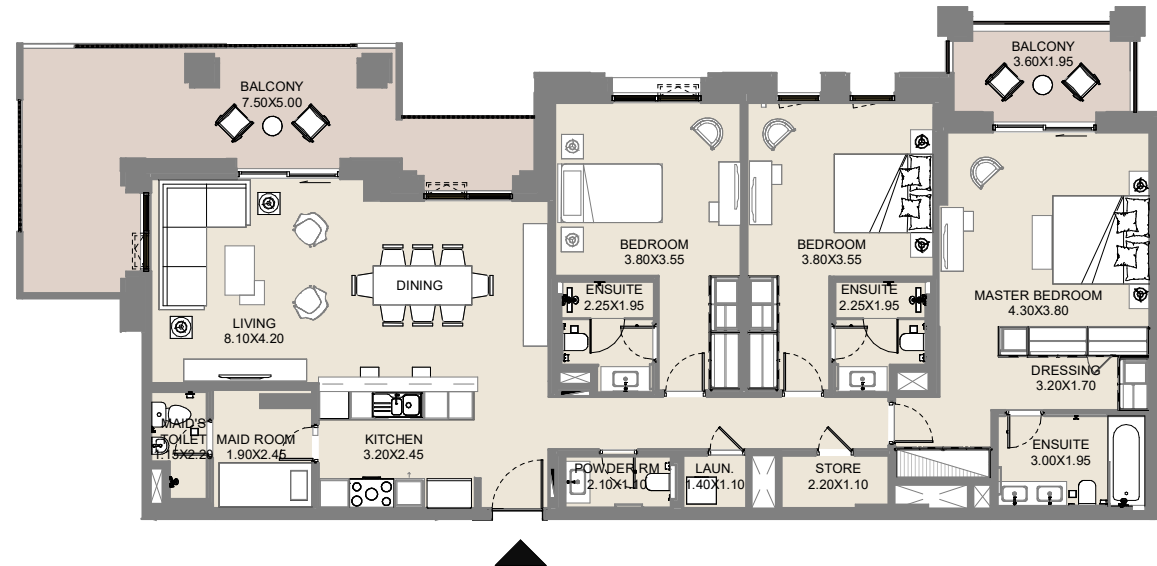
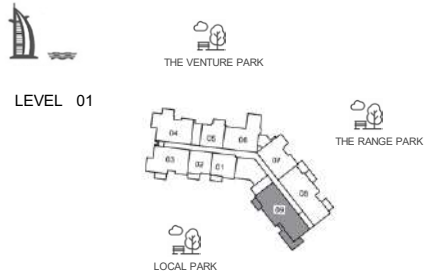
UNIT No.	SUITE AREA		BALCONY AREA		TOTAL AREA	
	SQM	SQFT	SQM	SQFT	SQM	SQFT
607						
	154.27	1660.55	18.28	196.76	172.55	1857.31



3 BEDROOM

APARTMENT TYPE C1

LEVELS:1

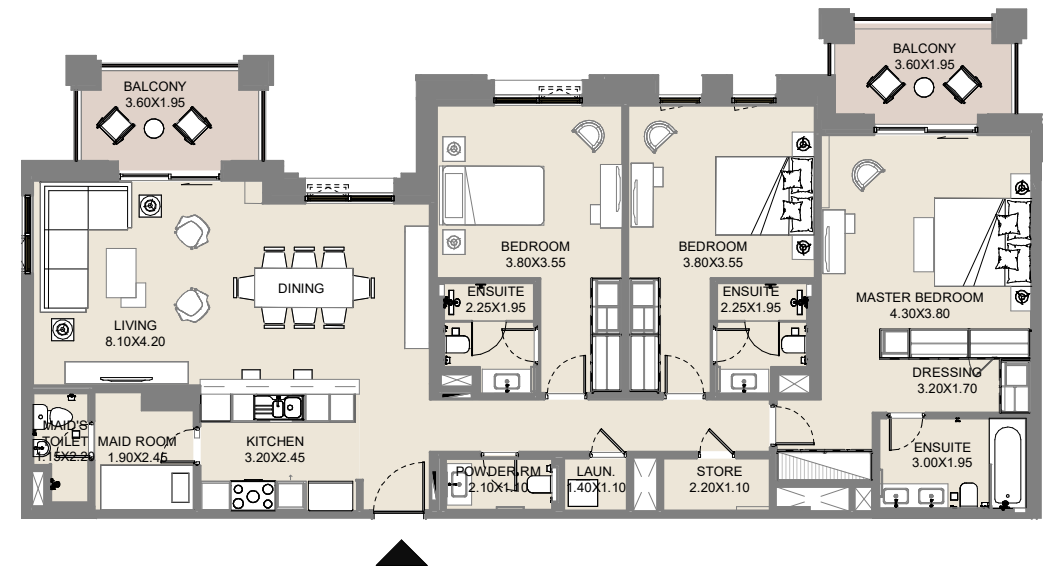
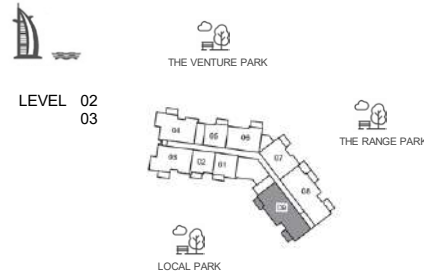


UNIT No.	SUITE AREA		BALCONY AREA		TOTAL AREA	
	SQM	SQFT	SQM	SQFT	SQM	SQFT
109	154.53	1663.35	37.16	399.99	191.69	2063.33

3 BEDROOM

APARTMENT TYPE C1

LEVELS:2,3



UNIT No.	SUITE AREA		BALCONY AREA		TOTAL AREA	
	SQM	SQFT	SQM	SQFT	SQM	SQFT
209-309	154.43	1662.27	16.32	175.67	170.75	1837.94

DISCLAIMER: PLANS, DETAILS AND UNIT ORIENTATION INCLUDED ARE INDICATIVE ONLY AND ARE SUBJECT TO CHANGE BY THE DEVELOPER/SELLER AT ITS SOLE DISCRETION WITHOUT NOTICE AND/OR LIABILITY. ALL IMAGES, INCLUDING FEATURES, FINISHES, FURNISHINGS, VIEW AND SCALE ARE ILLUSTRATIVE ONLY. FINAL AREAS, ORIENTATION, DIMENSIONS, LAYOUT AND MATERIALS MAY DIFFER FROM THOSE STATED.



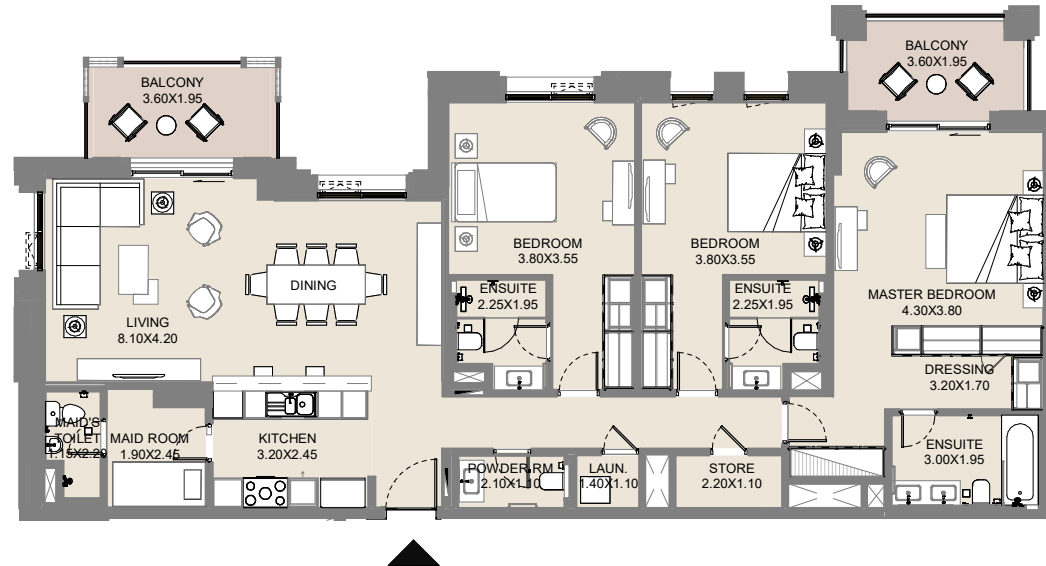
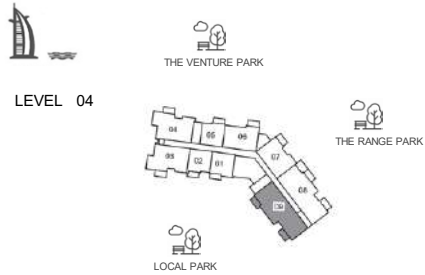
DISCLAIMER: PLANS, DETAILS AND UNIT ORIENTATION INCLUDED ARE INDICATIVE ONLY AND ARE SUBJECT TO CHANGE BY THE DEVELOPER/SELLER AT ITS SOLE DISCRETION WITHOUT NOTICE AND/OR LIABILITY. ALL IMAGES, INCLUDING FEATURES, FINISHES, FURNISHINGS, VIEW AND SCALE ARE ILLUSTRATIVE ONLY. FINAL AREAS, ORIENTATION, DIMENSIONS, LAYOUT AND MATERIALS MAY DIFFER FROM THOSE STATED.



3 BEDROOM

APARTMENT TYPE C1

LEVELS:4



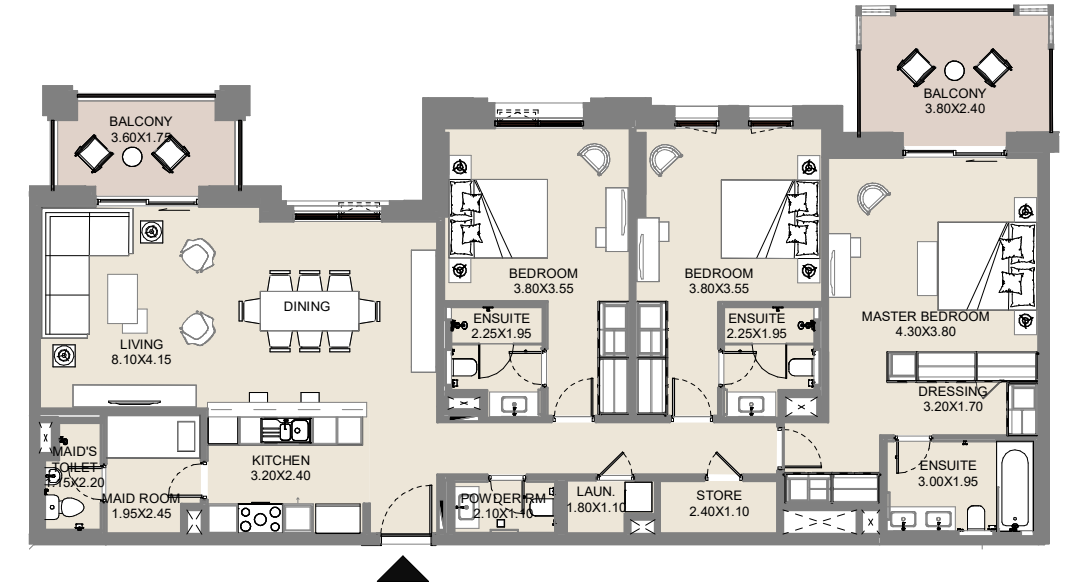
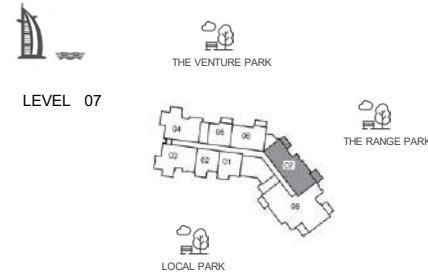
UNIT No.	SUITE AREA		BALCONY AREA		TOTAL AREA	
	SQM	SQFT	SQM	SQFT	SQM	SQFT
409	154.43	1662.27	16.52	177.82	170.95	1840.09



3 BEDROOM

APARTMENT TYPE B1

LEVELS:7



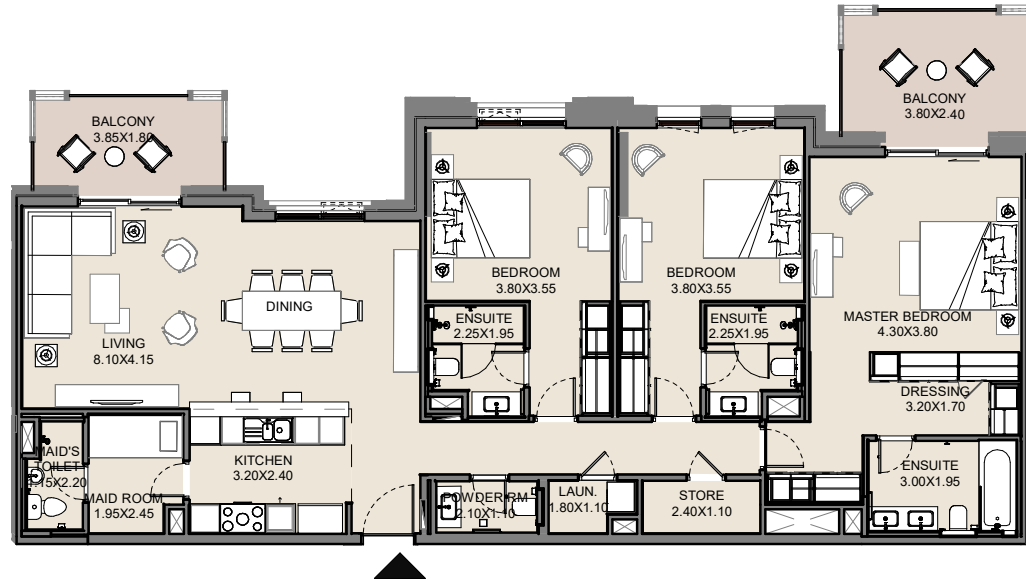
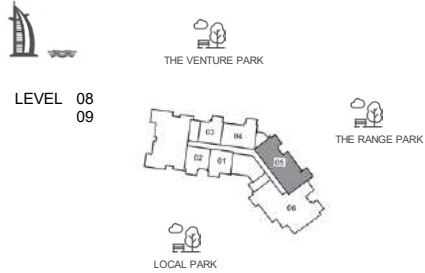
UNIT No.	SUITE AREA		BALCONY AREA		TOTAL AREA	
	SQM	SQFT	SQM	SQFT	SQM	SQFT
707	154.27	1660.55	18.54	199.56	172.81	1860.11



3 BEDROOM

APARTMENT TYPE B1

LEVELS:8,9



UNIT No.	SUITE AREA		BALCONY AREA		TOTAL AREA		
	SQM	SQFT	SQM	SQFT	SQM	SQFT	
807-905	154.27	1660.55	18.74	201.72	Min.	173.01	1862.26
	154.40	1661.95	18.73	201.61	Max.	173.13	1863.56

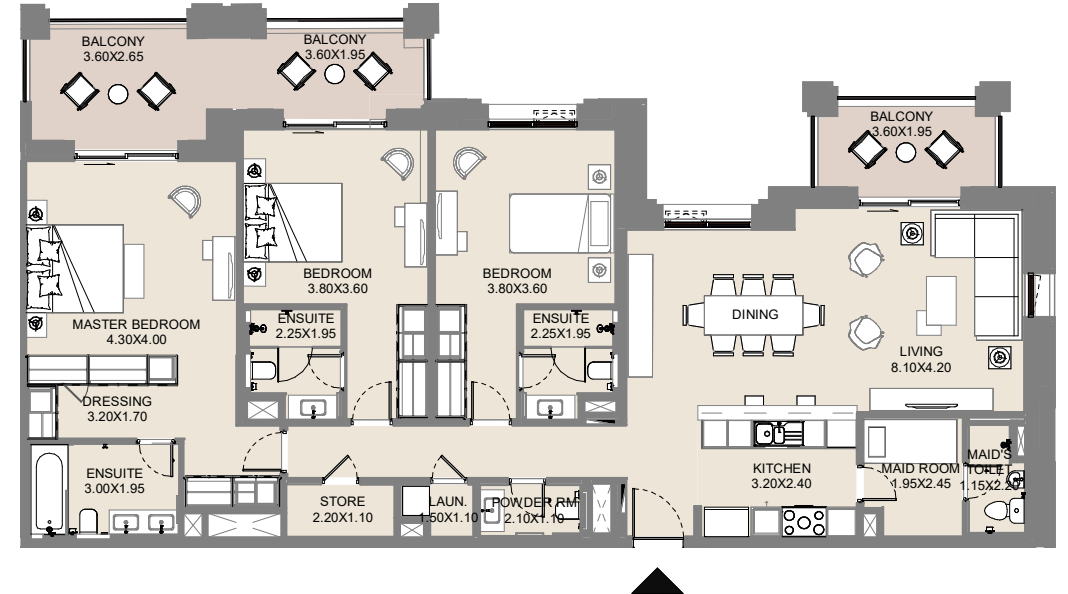
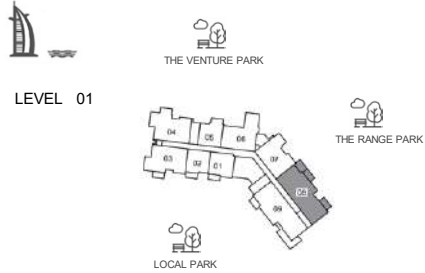


Lamaa

4 BEDROOM

APARTMENT TYPE A2

LEVELS:1



UNIT No.	SUITE AREA		BALCONY AREA		TOTAL AREA	
	SQM	SQFT	SQM	SQFT	SQM	SQFT
108	154.01	1657.75	26.54	285.67	180.55	1943.42



Lamaa

DISCLAIMER: PLANS, DETAILS AND UNIT ORIENTATION INCLUDED ARE INDICATIVE ONLY AND ARE SUBJECT TO CHANGE BY THE DEVELOPER/SELLER AT ITS SOLE DISCRETION WITHOUT NOTICE AND/OR LIABILITY. ALL IMAGES, INCLUDING FEATURES, FINISHES, FURNISHINGS, VIEW AND SCALE ARE ILLUSTRATIVE ONLY. FINAL AREAS, ORIENTATION, DIMENSIONS, LAYOUT AND MATERIALS MAY DIFFER FROM THOSE STATED.



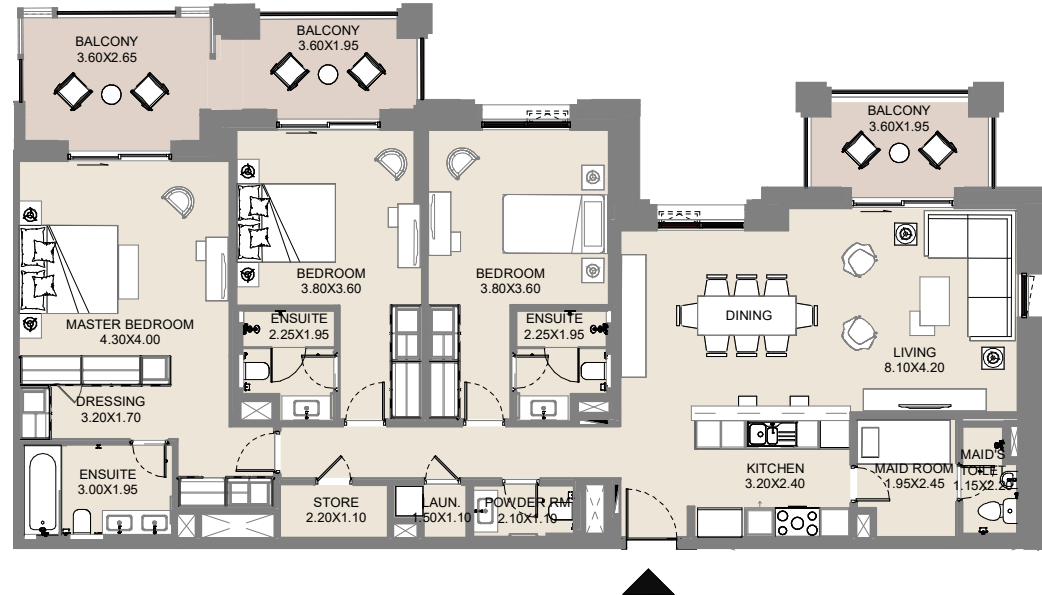
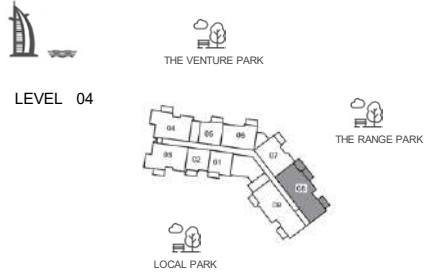
DISCLAIMER: PLANS, DETAILS AND UNIT ORIENTATION INCLUDED ARE INDICATIVE ONLY AND ARE SUBJECT TO CHANGE BY THE DEVELOPER/SELLER AT ITS SOLE DISCRETION WITHOUT NOTICE AND/OR LIABILITY. ALL IMAGES, INCLUDING FEATURES, FINISHES, FURNISHINGS, VIEW AND SCALE ARE ILLUSTRATIVE ONLY. FINAL AREAS, ORIENTATION, DIMENSIONS, LAYOUT AND MATERIALS MAY DIFFER FROM THOSE STATED.



4 BEDROOM

APARTMENT TYPE A2

LEVELS:4



UNIT No.	SUITE AREA		BALCONY AREA		TOTAL AREA	
	SQM	SQFT	SQM	SQFT	SQM	SQFT
408	154.01	1657.75	27.83	299.56	181.84	1957.31

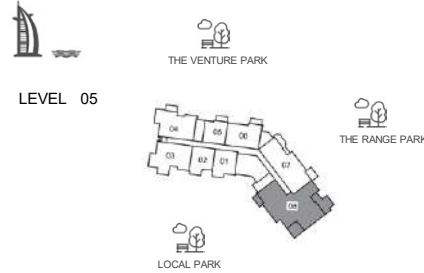


Lamaa

4 BEDROOM

APARTMENT TYPE D1

LEVELS:5



UNIT No.	SUITE AREA		BALCONY AREA		TOTAL AREA	
	SQM	SQFT	SQM	SQFT	SQM	SQFT
508	232.29	2500.35	58.21	626.57	290.50	3126.92



Lamaa

DISCLAIMER: PLANS, DETAILS AND UNIT ORIENTATION INCLUDED ARE INDICATIVE ONLY AND ARE SUBJECT TO CHANGE BY THE DEVELOPER/SELLER AT ITS SOLE DISCRETION WITHOUT NOTICE AND/OR LIABILITY. ALL IMAGES, INCLUDING FEATURES, FINISHES, FURNISHINGS, VIEW AND SCALE ARE ILLUSTRATIVE ONLY. FINAL AREAS, ORIENTATION, DIMENSIONS, LAYOUT AND MATERIALS MAY DIFFER FROM THOSE STATED.



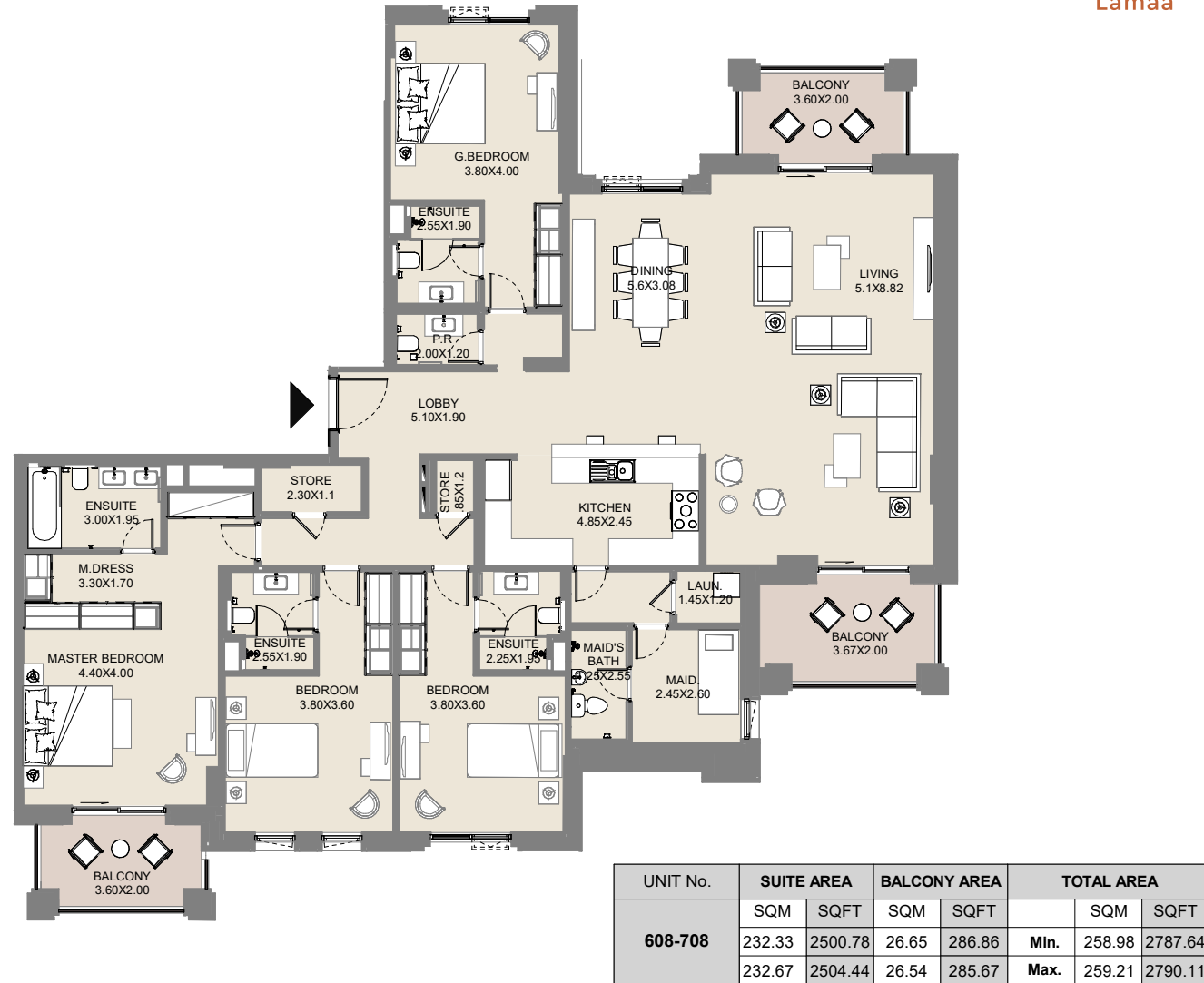
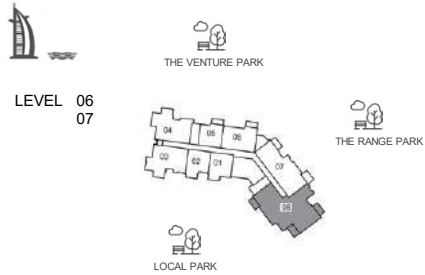
DISCLAIMER: PLANS, DETAILS AND UNIT ORIENTATION INCLUDED ARE INDICATIVE ONLY AND ARE SUBJECT TO CHANGE BY THE DEVELOPER/SELLER AT ITS SOLE DISCRETION WITHOUT NOTICE AND/OR LIABILITY. ALL IMAGES, INCLUDING FEATURES, FINISHES, FURNISHINGS, VIEW AND SCALE ARE ILLUSTRATIVE ONLY. FINAL AREAS, ORIENTATION, DIMENSIONS, LAYOUT AND MATERIALS MAY DIFFER FROM THOSE STATED.



4 BEDROOM

APARTMENT TYPE D1

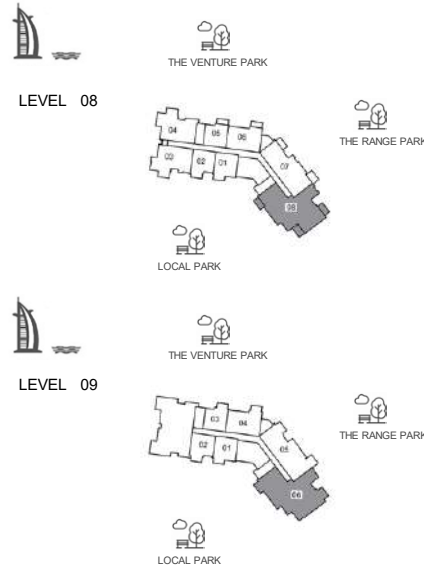
LEVELS:6,7



4 BEDROOM

APARTMENT TYPE D1

LEVELS:8,9



DISCLAIMER: PLANS, DETAILS AND UNIT ORIENTATION INCLUDED ARE INDICATIVE ONLY AND ARE SUBJECT TO CHANGE BY THE DEVELOPER/SELLER AT ITS SOLE DISCRETION WITHOUT NOTICE AND/OR LIABILITY. ALL IMAGES, INCLUDING FEATURES, FINISHES, FURNISHINGS, VIEW AND SCALE ARE ILLUSTRATIVE ONLY. FINAL AREAS, ORIENTATION, DIMENSIONS, LAYOUT AND MATERIALS MAY DIFFER FROM THOSE STATED.



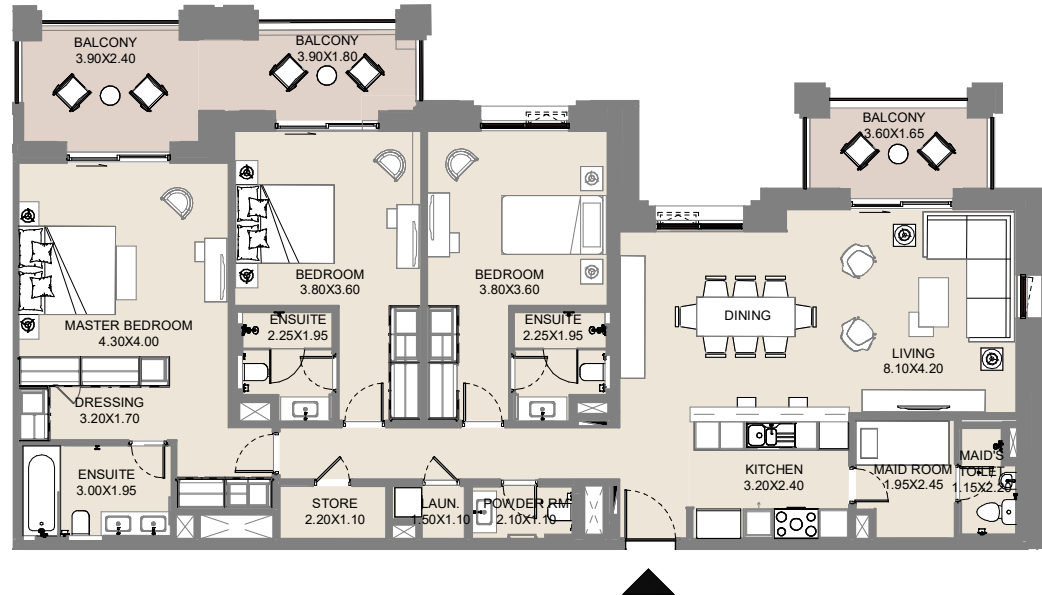
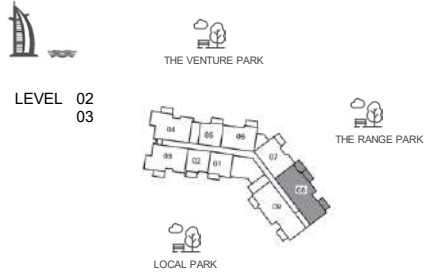
DISCLAIMER: PLANS, DETAILS AND UNIT ORIENTATION INCLUDED ARE INDICATIVE ONLY AND ARE SUBJECT TO CHANGE BY THE DEVELOPER/SELLER AT ITS SOLE DISCRETION WITHOUT NOTICE AND/OR LIABILITY. ALL IMAGES, INCLUDING FEATURES, FINISHES, FURNISHINGS, VIEW AND SCALE ARE ILLUSTRATIVE ONLY. FINAL AREAS, ORIENTATION, DIMENSIONS, LAYOUT AND MATERIALS MAY DIFFER FROM THOSE STATED.



4 BEDROOMS

APARTMENT TYPE A2

LEVELS:2,3



UNIT No.	SUITE AREA		BALCONY AREA		TOTAL AREA		
	SQM	SQFT	SQM	SQFT		SQM	SQFT
208-308	154.01	1657.75	27.58	296.87	Min.	181.59	1954.62
	154.01	1657.75	28.05	301.93	Max.	182.06	1959.68

DISCLAIMER: PLANS, DETAILS AND UNIT ORIENTATION INCLUDED ARE INDICATIVE ONLY AND ARE SUBJECT TO CHANGE BY THE DEVELOPER/SELLER AT ITS SOLE DISCRETION WITHOUT NOTICE AND/OR LIABILITY. ALL IMAGES, INCLUDING FEATURES, FINISHES, FURNISHINGS, VIEW AND SCALE ARE ILLUSTRATIVE ONLY. FINAL AREAS, ORIENTATION, DIMENSIONS, LAYOUT AND MATERIALS MAY DIFFER FROM THOSE STATED.





FOR MORE INFORMATION
PLEASE CALL 800 637227 OR VISIT MERAAS.COM